

DIQUAT DIBROMIDE GROUP 22 HERBICIDE

ACETO  
**DIQUAT 2L AG**  
 HERBICIDE

TO PREVENT ACCIDENTAL POISONING, NEVER PUT INTO FOOD, DRINK, OR OTHER CONTAINERS, AND USE STRICTLY IN ACCORDANCE WITH ENTIRE LABEL.

**ACTIVE INGREDIENT:**  
 Diquat dibromide [6,7-dihydrodipyrido (1, 2-a:2'-1'-c) pyrazinediium dibromide] ..... 37.3%  
**OTHER INGREDIENTS:** ..... 62.7%  
**TOTAL:** ..... 100.0%

Contains 2lbs. diquat cation per gal. (3.73 lbs. diquat dibromide per gal.)

EPA Reg. No. 2749-530

EPA Est. No. 70815-GA-002

**KEEP OUT OF REACH OF CHILDREN**  
**CAUTION**

Si usted no entiende la etiqueta, busque a alguien para que se la explique a usted en detalle. (If you do not understand the label, find someone to explain it to you in detail.)

SEE BOOKLET FOR ADDITIONAL PRECAUTIONARY STATEMENTS AND DIRECTIONS FOR USE.

FIRST AID	
<b>If inhaled:</b>	<ul style="list-style-type: none"> <li>Move person to fresh air.</li> <li>If person is not breathing, call 911 or an ambulance, then give artificial respiration, preferably by mouth-to-mouth, if possible.</li> <li>Call a poison control center or doctor for further treatment advice.</li> </ul>
<b>If swallowed:</b>	<ul style="list-style-type: none"> <li>Call a poison control center or doctor immediately for treatment advice.</li> <li>Have person sip a glass of water if able to swallow.</li> <li>Do not induce vomiting unless told to do so by the poison control center or doctor.</li> <li>Do not give anything by mouth to an unconscious person.</li> </ul>
<b>If in eyes:</b>	<ul style="list-style-type: none"> <li>Hold eye open and rinse slowly and gently with water for 15-20 minutes.</li> <li>Remove contact lenses, if present, after the first 5 minutes, then continue rinsing eye.</li> <li>Call a poison control center or doctor for treatment advice.</li> </ul>
<b>If on skin or clothing:</b>	<ul style="list-style-type: none"> <li>Take off contaminated clothing.</li> <li>Rinse skin immediately with plenty of water for 15-20 minutes.</li> <li>Call a poison control center or doctor for treatment advice.</li> </ul>
<p><b>NOTE TO PHYSICIANS</b>                      To be effective, treatment for diquat poisoning must begin <b>IMMEDIATELY</b>. Treatment consists of binding diquat in the gut with suspensions of activated charcoal or bentonite clay, administration of cathartics to enhance elimination, and removal of diquat from the blood by charcoal hemoperfusion or continuous hemodialysis.</p> <p>Have the product container or label with you when calling a poison control center or physician, or going for treatment. <b>FOR MEDICAL EMERGENCIES INVOLVING THIS PRODUCT, CALL CHEMTREC® TOLL FREE 1-800-424-9300 OR 1-703-527-3887.</b></p>	

STORAGE AND DISPOSAL	
<p>Do not contaminate water, food or feed by storage and disposal.</p> <p><b>PESTICIDE STORAGE:</b> Store at temperatures above 32°F, in a cool, dry area under lock and key. Post as a pesticide storage area. Always store pesticides in the original container. Do not put concentrate or dilute product into food or drink containers. Store away from food, pet food, feed, seed, fertilizer, insecticides, fungicides and veterinary supplies.</p> <p><b>PESTICIDE DISPOSAL:</b> Pesticide wastes are acutely hazardous. Improper disposal of excess pesticide, spray mixture or rinsate is a violation of Federal law. If these wastes cannot be disposed of according to label instructions, contact your State Pesticide or Environmental Control Agency, or the Hazardous Waste representative at the nearest EPA Regional Office for guidance.</p> <p><b>CONTAINER HANDLING:</b> Nonrefillable container. Do not reuse this container to hold other than pesticides or dilute pesticides (rinsate). After emptying and cleaning, it may be allowable to temporarily hold rinsate or other pesticide-related materials in the container. Contact your state regulatory agency to determine allowable practices in your state. Triple rinse or pressure rinse container (or equivalent) promptly after emptying. Offer for recycling, if available or reconditioning if appropriate or puncture and dispose in a sanitary landfill, or by incineration or by other procedures approved by state and local authorities. Do not burn unless allowed by state and local ordinances. If rinsate cannot be used, follow pesticide disposal instructions. If not triple or pressure rinsed, these containers are acute hazardous wastes and must be disposed in accordance with local, state and federal regulations.</p> <p><b>[FOR METAL CONTAINERS]</b> DO NOT cut or weld metal containers.</p> <p><b>[FOR SMALL CONTAINERS] Triple rinse as follows:</b> Empty the remaining contents into application equipment or a mix tank and drain for 10 seconds after the flow begins to drip. Fill the container ¼ full with water and recap. Shake for 10 seconds. Pour rinsate into application equipment or a mix tank or store rinsate for later use or disposal. Drain for 10 seconds after the flow begins to drip. Repeat this procedure two more times. <b>Pressure rinse as follows:</b> Empty the remaining contents into application equipment or a mix tank and drain container for 10 seconds after the flow begins to drip. Hold container upside down over application equipment or mix tank or collect rinsate for later use or disposal. Insert pressure rinsing nozzle in the side of the container, and rinse at about 40 PSI for at least 30 seconds. Drain for 10 seconds after the flow begins to drip.</p> <p><b>[FOR LARGE CONTAINERS] Triple rinse as follows:</b> Empty the remaining contents into application equipment or a mix tank. Fill the container ¼ full with water. Replace and tighten closures. Tip container on its side and roll it back and forth, ensuring at least one complete revolution, for 30 seconds. Stand the container on its end and tip it back and forth several times. Empty the rinsate into the application equipment or a mix tank or store rinsate for later use or disposal. Drain for 10 seconds after the flow begins to drip. Repeat this procedure two more times. <b>Pressure rinse as follows:</b> Empty the remaining contents into application equipment or a mix tank and drain container for 10 seconds after the flow begins to drip. Hold container upside down over application equipment or mix tank or collect rinsate for later use or disposal. Insert pressure rinsing nozzle in the side of the container, and rinse at about 40 PSI for at least 30 seconds. Drain for 10 seconds after the flow begins to drip.</p> <p><b>[FOR BULK AND MINIBULK CONTAINERS]</b>  <b>CONTAINER HANDLING:</b> Refillable container. Refill this container with diquat dibromide only. Do not reuse this container for any other purpose. Cleaning the container before final disposal is the responsibility of the person disposing of the container. Cleaning before refilling is the responsibility of the refiller. To clean the container before final disposal, empty the remaining contents from the container into the application equipment or mix tank. Fill the container about 10 percent full with water. Agitate vigorously or recirculate water with the pump for 2 minutes. Pour or pump rinsate into application equipment or rinsate collection system. Repeat this rinsing procedure two times.</p> <p>Before refilling, inspect thoroughly for damage, such as cracks, punctures, bulges, dents, abrasions, and damaged or worn threads on closure devices. Check for leaks after filling and before transporting. Do not refill or transport a damaged or leaking container.</p>	

**2.5 gallons (9.45 liters)**  
**NET CONTENTS**

Manufactured by: Actylis, 4 Tri Harbor Court, Port Washington, NY 11050-4661

Job 233289

**PRECAUTIONARY STATEMENTS  
HAZARDS TO HUMANS AND DOMESTIC  
ANIMALS**

# CAUTION

Harmful if inhaled. Harmful if swallowed. Causes moderate eye irritation. Avoid breathing spray mist. Avoid contact with eyes or clothing.

### Personal Protective Equipment (PPE)

#### Mixers, Loaders, Applicators and other handlers must wear:

- Coveralls over short-sleeved shirt and long pants.
- Chemical-resistant gloves made of any waterproof material such as polyethylene or polyvinyl chloride.
- Chemical-resistant footwear plus socks.
- Protective eyewear.
- Chemical-resistant headgear for overhead exposure.
- Chemical-resistant apron when cleaning equipment, mixing, or loading.
- A dust/mist filtering respirator (MSHA/NIOSH approval number prefix TC-21C).

**Exception:** After ACETO DIQUAT 2L AG HERBICIDE has been diluted to 0.50% or less in water (i.e. the labeled rate for some spot applications); applicators for AQUATIC SURFACE APPLICATIONS must, at a minimum wear (Note – Mixers and Loaders for this application method must still wear the personal protective equipment (PPE) as described in the above section):

- Long-sleeved shirt and long pants
- Shoes plus socks
- Waterproof gloves
- Protective eyewear

**Exception:** At a minimum, applicators for AQUATIC SUBSURFACE APPLICATIONS must wear (Note-Mixers and loaders for this application method must still wear the personal protective equipment (PPE) as described in the above section):

- Short-sleeved shirt and short pants
- Waterproof gloves
- Chemical-resistant footwear plus socks

Discard clothing and other absorbent materials that have been drenched or heavily contaminated with this product's concentrate. Do not reuse them. Follow manufacturer's instructions for cleaning/maintaining PPE. If no such instructions for washables exist, use detergent and hot water. Keep and wash PPE separately from other laundry.

### Engineering Control Statements:

When handlers are using closed systems, enclosed cabs, or aircraft in a manner that meets the requirements listed in the Worker Protection Standards (WPS) for agricultural pesticides [40 CFR 170.240(d)(4)], the handler PPE requirements may be reduced or modified as specified in the WPS. Mixers, loaders, and applicators using closed systems who meet these requirements may wear: long-sleeved shirt and long pants; protective eyewear; waterproof gloves; shoes plus socks; and a chemical-resistant apron when mixing, loading or cleaning equipment. If handling tasks are performed from inside an enclosed cab or aircraft with enclosed cockpits that meet the requirements may wear: long-sleeved shirt, long pants, shoes, and socks for labeling-specified PPE. All labeling-specific PPE must be immediately available for use in an emergency. All applicable requirements as specified in 40 CFR 170.240(d)(4)-(6) must be followed.

### USER SAFETY RECOMMENDATIONS:

#### USER SHOULD:

- Remove and wash contaminated clothing before reuse. Wash thoroughly with soap and water after handling and before eating, drinking, chewing gum, or using tobacco.
- Remove clothing/PPE immediately if pesticide gets inside. Then wash thoroughly and put on clean clothing. Prolonged contact of the product with the skin may produce burns.
- Remove PPE immediately after handling this product. Wash the outside of gloves before removing. As soon as possible, wash thoroughly and change into clean clothing.

### ENVIRONMENTAL HAZARDS

This pesticide is toxic to fish and aquatic invertebrates and may adversely affect non-target plants. For Terrestrial Uses, do not apply directly to water, or to areas where the surface water is present, or to intertidal areas below the mean high water mark. Do not contaminate water when disposing of equipment wash-water or rinsate. For Aquatic Uses do not apply directly to water except as specified on this label.

### DIRECTIONS FOR USE

It is a violation of Federal law to use this product in a manner inconsistent with its labeling.

Do not apply this product in a way that will contact workers or other persons, either directly or through drift. Only protected handlers may be in the area during application.

For any requirements specific to your State or Tribe, consult the agency responsible for pesticide regulation.

### READ ENTIRE LABEL PRIOR TO USE.

### USE STRICTLY IN ACCORDANCE WITH PRECAUTIONARY STATEMENTS AND DIRECTIONS, AND WITH APPLICABLE STATE AND FEDERAL REGULATIONS.

**Do not apply this product through any type of irrigation system.**

### AGRICULTURAL USE REQUIREMENTS

Use this product only in accordance with its labeling and with the Worker Protection Standard, 40 CFR part 170. This Standard contains requirements for the protection of agricultural workers on farms, forests, nurseries and greenhouses, and handlers of agricultural pesticides. It contains requirements for training, decontamination, notification and emergency assistance. It also contains specific instructions and exceptions pertaining to the statements on this label about personal protective equipment (PPE), and restricted-entry interval. The requirements in this box only apply to uses of this product that are covered by the Worker Protection Standard.

#### **Do not enter or allow worker entry into treat areas during this restricted entry interval (REI) of 24 hours.**

PPE required for early entry to treated areas that is permitted under the Worker Protection Standard and that involves contact with anything that has been treated, such as plants, soil or water, is:

- Coveralls over short-sleeved shirt and long pants
- Chemical-resistant gloves made of any waterproof material
- Chemical-resistant footwear plus socks
- Protective Eyewear
- Chemical-resistant headgear for overhead exposure

## NON- AGRICULTURAL USE REQUIREMENTS

The requirements in this box apply to uses of this product that are NOT within the scope of the Worker Protection Standard for agricultural pesticides (40 CFR part 170). The WPS applies when this product is used to produce agricultural plants on farms, forests, nurseries, or greenhouses.

Keep all unprotected persons out of operating areas or vicinity where there may be drift.

Do not allow people or pets to touch treated plants until spray has dried. For aquatic uses, do not enter treated areas while treatments are in progress. For terrestrial uses, do not allow entry of maintenance workers into treated areas, or allow contact with treated vegetation wet with spray, dew, or rain, without appropriate protective clothing until spray has dried.

## PRODUCT USE INFORMATION

ACETO DIQUAT 2L AG HERBICIDE is non-volatile herbicide chemical for use as a pre-harvest aid to desiccate certain crops in order to facilitate harvesting or for use as a herbicide to control weeds in commercial greenhouses and nurseries; ornamental seed crops (flowers, bulbs, etc. – except in the state of California); industrial sites (lumberyards, tank farms, airports, manufacturing plants, storage yards, parking lots), recreation areas (parks, fairgrounds, race tracks, tennis courts, athletic fields, golf courses), commercial buildings and structures (apartment buildings, office buildings, condominiums, hotels, motels), residential areas (ornamental gardens, landscapes, lawns, driveways, sidewalks, fences lines, walkways, patios) and public areas (rights of way including railroad, highways, roads, dividers and median, parking lots) landscape, turf renovation (all turf areas except commercial sod farms) dormant established turfgrass (bermudagrass, zoysiagrass – non-food or feed crop); and aquatic areas. ACETO DIQUAT 2L AG HERBICIDE is also used as a herbicide to control weeds in non-crop areas and non-bearing crops. ACETO DIQUAT 2L AG HERBICIDE is a contact-type herbicide and requires actively growing green plant tissue to function. Thorough coverage of all green plant tissue is essential for effective control. ACETO DIQUAT 2L AG HERBICIDE is rapidly absorbed by green plant tissue and interacts with the photosynthetic process to produce compounds which destroy plant cells. Herbicide activity is usually quite rapid with effect visible in a few days.

## PRECAUTIONS

Avoid spray drift to crops, ornamentals, and other desirable plants during application, as injury may result.

Application to muddy water may result in reduced control.

Minimize creating muddy water during application.

Use of dirty or muddy water for ACETO DIQUAT 2L AG HERBICIDE dilution may result in reduced herbicidal activity.

Avoid applying under conditions of high wind, water flow, or wave action.

Retreatment may be necessary to control large weeds or established weeds.

Rinse all spray equipment thoroughly with water after use.

## WEED RESISTANCE MANAGEMENT

For resistance management, ACETO DIQUAT 2L AG HERBICIDE is a Group 22 herbicide. The active ingredient in this product inhibits Photosystem I. Any weed population may contain or develop plants naturally resistant to ACETO DIQUAT 2L AG HERBICIDE and other Group 22 herbicides. The resistant biotypes may dominate the weed population if these herbicides are used repeatedly in the same field. Appropriate resistance management strategies should be followed.

Within the USA specific biotypes of a number of species, including horseweed/marestail (*Conyza canadensis*), hairy fleabane (*Conyza bonariensis*), goosegrass (*Eleusine indica*) and American black nightshade (*Solanum americanum*) have become resistant to diquat dibromide. To delay herbicide resistance, take one or more of the following steps:

Rotate the use of ACETO DIQUAT 2L AG HERBICIDE or other Group 22 herbicides within a growing season sequence or among growing seasons with different herbicide groups that control the same weeds in a field.

Use tank mixtures with herbicides from a different group if such use is permitted; where information on resistance in target weed species is available, use the less resistance-prone partner at a rate that will control the target weed(s) equally as well as the more resistance-prone partner. Consult your local extension service or certified crop advisor if you are unsure as to which active ingredient is currently less prone to resistance.

Adopt an integrated weed-management program for herbicide use that includes scouting and uses historical information related to herbicide use and crop rotation, and that considers tillage (or other mechanical control methods), cultural (e.g. higher crop seeding rates; precision fertilizer application method and timing to favor the crop and not the weeds), biological (weed competitive crops or varieties) and other management practices.

Scout before and after herbicide application to monitor weed populations for early signs of resistance development. Indicators of possible herbicide resistance include: (1) failure to control a weed species normally controlled by the herbicide at the dose applied, especially if control is achieved on adjacent weeds; (2) a spreading patch of non-controlled plants of a particular weed species; (3) surviving plants mixed with controlled individuals of the same species. If resistance is suspected, prevent weed seed production in the affected area by an alternative herbicide from a different group or by a mechanical method such as hoeing or tillage. Prevent movement of resistant weed seeds to other fields by cleaning harvesting and tillage equipment when moving between fields and planting clean seed.

If a weed pest population continues to progress after treatment with this product, discontinue use of this product, and switch to another management strategy or herbicide with a different mode of action, if available.

Contact your local extension specialist or certified crop advisors for additional pesticide resistance-management and/or integrated weed-management recommendations for specific crops and weed biotypes. The user should report lack of performance to the registrants or their representative and proactively take action before escaped weeds become widespread in their fields.

## USE DIRECTIONS

### APPLICATION

Since ACETO DIQUAT 2L AG HERBICIDE is a contact-type herbicide, it is essential to obtain complete coverage of the target weed or crop to achieve effective results. Improper application technique and/or application to large, stressed, or mowed weeds will generally result in unacceptable control. Complete coverage is also essential for effective performance in harvest aid applications. See details below for additional information.

### Nozzle Selection

The use of flat fan nozzles will result in the most effective application of ACETO DIQUAT 2L AG HERBICIDE. The use of nozzles other than flat fans may result in reduced performance due to inadequate coverage.

### **Spray Volume**

Follow the minimum spray volumes listed for each use of ACETO DIQUAT 2L AG HERBICIDE. These are minimum volumes only, and increase spray volumes as necessary to obtain complete coverage of the target weed or plant without runoff from the foliage. When spraying less than 20 gals. of spray carrier per acre, target weeds are not to be greater than 6 inches in height.

### **SPRAY ADJUVANTS**

Always add one of the Following:

Nonionic Surfactant (NIS)

- Add a NIS containing 75% or greater surface active agent at 0.06-0.5% v/v (1/2 - 4 pts. per 100 gals.) of the finished spray volume.

Other Adjuvants

- Adjuvants other than NIS may be used providing the product meets the following criteria:
  - Contains only EPA exempt ingredients.
  - Is compatible in mixture. Compatibility may be established through a jar test.
  - Is supported locally for use with ACETO DIQUAT 2L AG HERBICIDE through proven field trials and through university and extension recommendations.

### **RATES**

Follow the application rates listed with each use of ACETO DIQUAT 2L AG HERBICIDE. Use the higher level rates when weeds are large or dense. Also, use higher labeled rates for harvest aid when crop vegetation is dense.

### **APPLICATION TIMING**

ACETO DIQUAT 2L AG HERBICIDE is to be applied to emerged weeds when they are small. Weeds 1 inch to 6 inches in height are the easiest to control. When weeds have been grazed or mowed, thus removing much of the green foliage, allow the weeds to regrow to a height of 2-4 inches before spraying. For proper application timing of harvest aid applications, refer to each crop for specific use directions. Weeds emerging after application of ACETO DIQUAT 2L AG HERBICIDE will not be controlled or suppressed.

### **RAINFASTNESS**

Because ACETO DIQUAT 2L AG HERBICIDE is rapidly absorbed by green plant tissue, rain occurring 30 minutes after application will have no effect on the activity of ACETO DIQUAT 2L AG HERBICIDE.

ACETO DIQUAT 2L AG HERBICIDE in Tank Mix

For broader spectrum performance, ACETO DIQUAT 2L AG HERBICIDE may be applied in tank mix combination with other products registered for use on crops listed in this label unless tank mixing with diquat is prohibited by the manufacturer's label. When tank mixing, use the listed use rate of ACETO DIQUAT 2L AG HERBICIDE. Follow the label Directions for Use of each tank mix partner for applicable use instructions including application rate, application timing, weeds controlled, and specific precautions and restrictions of product use.

It is the pesticide user's responsibility to ensure that all products are registered for the intended use. Read and follow the applicable restrictions and limitations and directions for use on all product labels involved in tank mixing. Users must follow the most restrictive directions for use and precautionary statements of each product in the tank mixture.

### **ENVIRONMENTAL CONDITIONS**

ACETO DIQUAT 2L AG HERBICIDE is active over a wide range of environmental conditions. Cool weather (below 55°F) will slow the activity of ACETO DIQUAT 2L AG HERBICIDE, as will cloudy, overcast weather, but not affect performance.

In dry areas, dust stirred up by high winds or equipment tires can coat target surface and reduce ACETO DIQUAT 2L AG HERBICIDE activity. Avoid spraying ACETO DIQUAT 2L AG HERBICIDE in extremely dusty conditions.

### **Mandatory Spray Drift**

#### **Aerial Applications**

- Do not release spray at a height greater than 10 ft above the vegetative canopy, unless a greater application height is necessary for pilot safety.
- For all applications, applicators are required to use a medium or coarser spray droplet size (ASABE S572.1).
- The boom length must not exceed 65% of the wingspan for airplanes or 75% of the rotor blade diameter for helicopters.
- Applicators must use 1/2 swath displacement upwind at the downwind edge of the field.
- Nozzles must be oriented so the spray is directed toward the back of the aircraft.
- Do not apply when wind speeds exceed 10 miles per hour at the application site.
- Do not apply during temperature inversions.

#### **Ground Applications**

- Apply with the nozzle height recommended by the manufacturer, but no more than 3 feet above the ground or crop canopy.
- For all applications, applicators are required to use a medium or coarser spray droplet size (ASABE S572.1).
- Do not apply when wind speeds exceed 10 miles per hour at the application site.
- Do not apply during temperature inversions.

#### **Boom-less Ground Applications:**

- Applicators are required to use a medium or coarser droplet size (ASABE S572.1) for all applications.
- Do not apply when wind speeds exceed 10 miles per hour at the application site.
- Do not apply during temperature inversions.

### **Spray Drift Advisories**

- THE APPLICATOR IS RESPONSIBLE FOR AVOIDING OFF-SITE SPRAY DRIFT.
- BE AWARE OF NEARBY NON-TARGET SITES AND ENVIRONMENTAL CONDITIONS.
- IMPORTANCE OF DROPLET SIZE

An effective way to reduce spray drift is to apply large droplets. Use the largest droplets that provide target pest control. While applying larger droplets will reduce spray drift, the potential for drift will be greater if applications are made improperly or under unfavorable environmental conditions.

Controlling Droplet Size - Ground Boom

- Volume - Increasing the spray volume so that larger droplets are produced will reduce spray drift. Use the highest practical spray volume for the application. If a greater spray volume is needed, consider using a nozzle with a higher flow rate.

- Pressure - Use the lowest spray pressure recommended for the nozzle to produce the target spray volume and droplet size.
  - Spray Nozzle - Use a spray nozzle that is designed for the intended application. Consider using nozzles designed to reduce drift.
- Controlling Droplet Size - Aircraft**
- Adjust Nozzles - Follow nozzle manufacturers recommendations for setting up nozzles. Generally, to reduce fine droplets, nozzles should be oriented parallel with the airflow in flight.
- **BOOM HEIGHT - Ground Boom**  
Use the lowest boom height that is compatible with the spray nozzles that will provide uniform coverage. For ground equipment, the boom should remain level with the crop and have minimal bounce.
  - **RELEASE HEIGHT - Aircraft**  
Higher release heights increase the potential for spray drift. When applying aerially to crops, do not release spray at a height greater than 10 ft above the crop canopy, unless a greater application height is necessary for pilot safety.
  - **SHIELDED SPRAYERS**  
Shielding the boom or individual nozzles can reduce spray drift. Consider using shielded sprayers. Verify that the shields are not interfering with the uniform deposition of the spray on the target area.
  - **TEMPERATURE AND HUMIDITY**  
When making applications in hot and dry conditions, use larger droplets to reduce effects of evaporation.
  - **TEMPERATURE INVERSIONS**  
Drift potential is high during a temperature inversion. Temperature inversions are characterized by increasing temperature with altitude and are common on nights with limited cloud cover and light to no wind. The presence of an inversion can be indicated by ground fog or by the movement of smoke from a ground source or an aircraft smoke generator. Smoke that layers and moves laterally in a concentrated cloud (under low wind conditions) indicates an inversion, while smoke that moves upward and rapidly dissipates indicates good vertical air mixing. Avoid applications during temperature inversions.
  - **WIND**  
Drift potential generally increases with wind speed. **AVOID APPLICATIONS DURING GUSTY WIND CONDITIONS.** Applicators need to be familiar with local wind patterns and terrain that could affect spray drift.
  - **Boom-less Ground Applications:**  
Setting nozzles at the lowest effective height will help to reduce the potential for spray drift.
  - **Handheld Technology Applications:**  
Take precautions to minimize spray drift.

#### **COMMERCIAL GREENHOUSES AND NURSERIES**

For weed control in commercial greenhouses (beneath benches) field grown and container stock, ACETO DIQUAT 2L AG HERBICIDE may be applied pre-plant or post-plant pre-emergence in field grown ornamental nursery planting or post-emergence as a directed spray. ACETO DIQUAT 2L AG HERBICIDE may also be applied pre-emergence in ornamental seed crops (except in the state of California).

**Spot Spray:** 2 - 4 pts. ACETO DIQUAT 2L AG HERBICIDE (0.93 to 1.87 lbs. diquat dibromide) plus the labeled rate of 75% or greater nonionic surfactant per 100 gals. of water, or 0.75 oz. (22 ml.) ACETO DIQUAT 2L AG HERBICIDE plus the labeled rate of 75% or greater nonionic surfactant per 1 gal. of water.

#### **Restrictions:**

- Do not apply more than 2 pts. of this product (0.93 lb. diquat dibromide) per acre per application.
- Do not make more than 12 applications per year at 2 pts./acre, and do not make more than 6 applications per year at the 4 pts. (1.87 lbs. diquat dibromide)/acre.
- The minimum spray interval is 5 days.
- Do not apply more than 24 pts. of this product (11.19 lbs. diquat dibromide) per acre per year.
- Do not use on food or feed crops.

**Broadcast:** 1 - 2 pts. ACETO DIQUAT 2L AG HERBICIDE (0.47 to 0.93 lb. diquat dibromide) per acre in a minimum of 15 gals. of water per acre. Add the labeled rate of a 75% or greater nonionic surfactant per 100 gals. or spray mixture. Use an adequate spray volume to insure good coverage.

#### **Restrictions:**

- Do not apply more than 2 pts. of this product (0.93 lb. diquat dibromide) per acre per application.
- Do not make more than 12 applications per year at 2 pts./acre.
- The minimum spray interval is 28 days.
- Do not apply more than 24 pts. of this product (11.19 lbs. diquat dibromide) per acre per year.
- Do not use on food or feed crops.

#### **ORNAMENTAL SEED CROPS (FLOWERS, BULBS, ETC.) EXCEPT IN THE STATE OF CALIFORNIA**

For pre-harvest desiccation of ornamental seed crops. NOT FOR FOOD OR FIBER CROPS.

**Broadcast (Air or Ground):** 1.5 - 2 pts. ACETO DIQUAT 2L AG HERBICIDE (0.70 - 0.93 lb. diquat dibromide) per acre plus the labeled rate of a 75% or greater nonionic surfactant per acre in sufficient water (minimum of 5 gals. by air; 15 gals. by ground) for desiccation and weed burndown.

#### **Restrictions:**

- Do not apply more than 2 pts. of this product (0.93 lb. diquat dibromide) per acre per application.
- Do not make more than 3 applications per year.
- The minimum spray interval is 5 days.
- Do not apply more than 6 pts. of this product (2.80 lbs. diquat dibromide) per acre per year.
- Do not use seed, screenings, or waste as feed or for consumption.
- Do not use on food or fiber crops.

#### **DIRECTIONS FOR LANDSCAPE, INDUSTRIAL RECREATIONAL, COMMERCIAL, RESIDENTIAL AND PUBLIC AREAS**

ACETO DIQUAT 2L AG HERBICIDE provides fast control of broadleaf and grassy weeds in industrial sites (lumberyards, tank farms, airports, manufacturing plants, storage yards, parking lots), recreation areas (parks, fairgrounds, race tracks, tennis courts, athletic fields, golf courses), commercial buildings and structures (apartment buildings, office buildings, condominiums, hotels, motels), residential areas (ornamental gardens, landscapes, lawns, driveways, sidewalks, fences lines, walkways, patios) and public areas (rights of way including railroad, highways, roads, dividers and median, parking lots).

ACETO DIQUAT 2L AG HERBICIDE is a non-selective herbicide that rapidly kills undesirable above ground weed growth in 24-36 hours.

ACETO DIQUAT 2L AG HERBICIDE is a contact/desiccant herbicide; it is essential to obtain complete coverage of the target weeds to get good control. Improper application technique and/or application to stressed weeds may result in unacceptable weed control. For best results, apply to actively growing, young weeds.

Difficult weeds (such as perennial or deeply-rooted weeds) can often be controlled by tank mixing ACETO DIQUAT 2L AG HERBICIDE with other systemic-type herbicides. Refer to other product labels for specific application directions.

For residual weed control, tank mix ACETO DIQUAT 2L AG HERBICIDE with a pre-emergent herbicide labeled for the intended use site. When mixing ACETO DIQUAT 2L AG HERBICIDE with another herbicide, it is suggested to mix just a small amount first to determine if the mixture is physically compatible before proceeding with larger volumes.

Actylis has not tested all possible tank mixtures with other herbicides for compatibility, efficacy or other adverse effects. Before mixing with other herbicides Actylis urges you first consult your state experimental station, state university or extension agent.

**Ground maintenance weeds control:** ACETO DIQUAT 2L AG HERBICIDE can be used as a spot or broadcast spray to control weeds in landscapes, including landscape beds, lawns, golf courses and roadsides. ACETO DIQUAT 2L AG HERBICIDE can also be used for weed control around the edges and non-flooded portions of ponds, lakes and ditches.

**Trim and Edge weed control:** ACETO DIQUAT 2L AG HERBICIDE can be used to eliminate undesired grass and broadleaf plant growth in a narrow band along driveways, walkways, patios, cart paths, fence lines and around trees, ornamental gardens, buildings, other structures, and beneath non-commercial greenhouse benches. Vegetation control with ACETO DIQUAT 2L AG HERBICIDE is limited to the spray application width. Do not exceed the labeled rate of ACETO DIQUAT 2L AG HERBICIDE as excessive rates may result in staining of concrete-based materials.

ACETO DIQUAT 2L AG HERBICIDE, since it does not translocate systemically, can be used as an edging or pruning tool when precisely applied to select areas of grass or to undesirable growth on desirable ornamental bedding plants, ground covers, etc.

**Industrial Weed Control:** ACETO DIQUAT 2L AG HERBICIDE can be used as a spot or broadcast spray either alone or in combination with other herbicides as a fast burndown or control weeds in rights-of-ways, railroad beds/yards, highways, roads, dividers and medians, parking lots, pipelines, pumping stations, public utility lines, transformer stations and substations, electric utilities, storage yards.

**Spot Spray:** Apply either 2 - 4 pts. of ACETO DIQUAT 2L AG HERBICIDE (0.93 to 1.87 lbs. diquat dibromide) plus the labeled rate of a 75% or greater nonionic surfactant per 100 gals. of water, or 0.75 oz. (22 ml.) ACETO DIQUAT 2L AG HERBICIDE plus the labeled rate of a 75% or greater nonionic surfactant per 1 gal. of water.

Restrictions:

- Do not apply more than 2 pts. of this product (0.93 lb. diquat dibromide) per acre per application.
- Do not make more than 3 applications per year at 2 pts./acre or 1 application at 4 pts. (1.87 lbs. diquat dibromide)/acre and a follow-up at 2 pts./acre.
- The minimum spray interval is 5 days.
- Do not apply more than 6 pts. of this product (2.80 lbs. diquat dibromide) per acre per year.

**Broadcast:** 1 - 2 pts. ACETO DIQUAT 2L AG HERBICIDE (0.47 to 0.93 lb. diquat dibromide) per acre in sufficient water to insure good spray coverage. Add the labeled rate of 75% or greater nonionic surfactant per 100 gals. spray mixture. Greater water volumes are necessary if the target plants are tall and/or dense. Use 60 gals. or greater water volume to obtain good coverage of dense weeds.

Restrictions:

- Do not apply more than 2 pts. of this product (0.93 lb. diquat dibromide) per acre per application.
- Do not make more than 3 applications per year at 2 pts./acre.
- Do not make more than 6 applications per year at 1 pt. (0.47 lb. diquat dibromide)/acre.
- The minimum spray interval is 28 days.
- Do not apply more than 6 pts. of this product (2.80 lbs. diquat dibromide) per acre per year.

#### **TURF RENOVATION (ALL TURF AREAS EXCEPT COMMERCIAL SOD FARMS)**

To desiccate golf course turf and other turf areas prior to renovation, apply 1 - 2 pts. of ACETO DIQUAT 2L AG HERBICIDE (0.47 to 0.93 lb. diquat dibromide) per acre plus the labeled rate of 75% or greater nonionic surfactant in 20-100 gals. of water (4 teaspoons ACETO DIQUAT 2L AG HERBICIDE plus the labeled rate of a 75% or greater nonionic surfactant per 1 gal. of water) using ground spray equipment. Apply for full coverage and thorough contact with the turfgrass. Apply only when the turf is dry, free from dew and incidental moisture. For enhanced turf desiccation of treated turfgrass, especially in the case of thick turfgrass, use water volumes approaching 100 gallons, of water per acre.

For suppression of regrowth and quick desiccation of treated turfgrass, ACETO DIQUAT 2L AG HERBICIDE may be mixed with other systemic non-selective or systemic post-emergence grassy weed herbicides. Refer to other product labels for specific application directions and restrictions.

Restrictions:

- Do not apply more than 2 pts. of this product (0.93 lb. diquat dibromide) per acre per application.
- Do not make more than 2 applications per year.
- The minimum spray interval is 28 days.
- Do not apply more than 4 pts. of this product (1.87 lbs. diquat dibromide) per acre per year.
- Do not graze livestock on treat turf or feed treated thatch to livestock.



**DORMANT ESTABLISHED TURFGRASS (BERMUDAGRASS, ZOYSIAGRASS), NON-FOOD OR FEED CROP**

For control of emerged annual broadleaf and grass weeds, including Little Barley\*, Annual Bluegrass Bromes including Rescuegrass, Sixweeks fescue, Henbit, Buttercup, and Carolina Geranium in established dormant bermudagrass lawns, parks, golf courses.

Apply 1 - 2 pts. ACETO DIQUAT 2L AG HERBICIDE (0.47 to 0.93 lb. diquat dibromide) per acre in 20-100 gals. of spray mix by ground as a broadcast application. Add the labeled rate of 75% or greater nonionic surfactant per 100 gals. or spray mixture.

Bermudagrass must be dormant at application. Application to actively growing bermudagrass may cause delay or permanent injury. Users in the extreme Southern areas must be attentive to the extent of dormancy at the time of application.

\*For the control of Little Barley, apply ACETO DIQUAT 2L AG HERBICIDE prior to the mid-boot stage.

**Restrictions:**

- Do not apply more than 2 pts. of this product (0.93 lb. diquat dibromide) per acre per application.
- Do not make more than 2 applications per year.
- The minimum spray interval is 28 days.
- Do not apply more than 4 pts. of this product (1.87 lbs. diquat dibromide) per acre per year.

**AQUATIC USE DIRECTIONS**

New York – Not for Sale or Use in New York State. Necessary approval and/or permits must be obtained prior to application if required. Consult the responsible State Agencies (i.e. Fish and Game Agencies, State Water Conservation authorities, or Department of Natural Resources).

Treatment of dense weed areas may result in oxygen loss from decomposition of dead weeds. This loss of oxygen may cause fish suffocation. Therefore, treat only 1/3 to 1/2 of the water body area at one time and wait 14 days between treatments.

For best results on submersed weeds, ACETO DIQUAT 2L AG HERBICIDE apply only to actively growing (photosynthesizing) weeds when water temperatures have reached or exceeded approximately 50°F, typically during the Spring of early Summer. For application only to still water (i.e. ponds, lakes, and drainage ditches) where there is minimal or no outflow to public waters And/or

For applications to public waters in ponds, lakes, reservoirs, marshes, bayous, drainage ditches, canals, streams, rivers, and other slow-moving or quiescent bodies of water for control of aquatic weeds.

**For use by:**

- Corps of Engineers; or
- Federal or State Public Agencies (i.e. Water Management District personnel, municipal officials); or
- Applicators and/or Licensees (Certified for aquatic pest control) that are authorized by the State or Local government.

Treated water may be used according to the following table or until such time as an approved assay (example: PAM II Spectromatic Method) shows that the water does not contain more than the designated maximum contaminant level goal (MCLG) or 0.02 mg/l (ppm) of diquat dibromide (calculated as the cation).

**Water Use Restrictions Following Applications with ACETO DIQUAT 2L AG HERBICIDE**

Application Rate	Application Rate (lbs. diquat dibromide)/ surface acre	Drinking	Fishing and Swimming	Livestock/ Domestic Animals Consumption	Spray Tank Applications ** And Irrigation to Turf and Landscape Ornamentals	Spray Tank Applications ** and Irrigation to Food Crops and Production Ornamentals
2 gals./surface acre	7.46 lbs.	3 days	0	1 day	3 days	5 days
1 gal./surface acre	3.73 lbs.	2 days	0	1 day	2 days	5 days
0.75 gal./surface acre	2.80 lbs.	2 days	0	1 day	2 days	5 days
0.50 gal./surface acre	1.87 lbs.	1 day	0	1 day	1 day	5 days
Spot Spray* < 0.5 gal./surface acre	1.87 lbs.	1 day	0	1 day	1 day	5 days

\*Add a nonionic surfactant (with at least 75% of the constituent's active as a spray adjuvant) at the rate suggested by the manufacturer.

\*\* For preparing agricultural sprays for food crops, turf or ornamentals (to prevent phytotoxicity), do not use water treated with ACETO DIQUAT 2L AG HERBICIDE before the specified time period.

When the contents of more than one spray tank is necessary to complete a single aquatic application, no water holding restrictions apply between the consecutive spray tanks.

No applications are to be made in areas where commercial processing of fish, resulting in the production of fish protein concentrate or fish meal, is practiced. Before application, coordination and approval of local and/or State authorities must be obtained.

**Floating and Marginal Weeds Including:**

- Water lettuce, *Pistia stratiotes*
- Water hyacinth, *Eichhornia crassipes*
- Duckweed, *Lemna spp.*
- Salvinia spp. (including *S. molesta*)
- Pennywort (*Hydrocotyle spp.*)
- Frog's Bit<sup>1</sup>, *Limnobium spongia*
- Cattails, *Typha spp.*

<sup>1</sup> Not for use in California

ACETO DIQUAT 2L AG HERBICIDE may be applied by backpack, airboat, spray handgun, helicopter, airplane, or similar application equipment that results in thorough spray coverage.

**Spot Treatment:** Apply ACETO DIQUAT 2L AG HERBICIDE at 0.5 gallon (1.87 lbs. diquat dibromide) per surface acre in 100 gallons spray carrier (0.5% v/v solution) with an approved aquatic wetting agent at 0.25-1.0% v/v (1 quart to 1 gallon per 100 gallons water). For cattail control, apply ACETO DIQUAT 2L AG HERBICIDE prior to flowering at the maximum application rate 2 gallons of ACETO DIQUAT 2L AG HERBICIDE (7.46 lbs. diquat dibromide) /100 gallons spray carrier) per surface acre plus the wetting agent. Repeat treatments may be necessary for complete control. The minimum spray interval is 14 days.

Spray to completely wet target weeds but not to runoff. Densely packed weeds or mats may require additional applications due to incomplete spray coverage. Re-treat as needed.

**Restrictions:**

- Do not apply more than 2 gals. of this product (7.46 lbs. diquat dibromide) per surface acre per application.
- Do not make more than 12 applications per year.
- The minimum spray interval is 14 days.
- Do not apply more than 24 gals. of this product (89.52 lbs. diquat dibromide) per surface acre per year.

**Broadcast Treatment:** Apply ACETO DIQUAT 2L AG HERBICIDE at the rate of 0.5 - 2.0 gallons (1.87 to 7.46 lbs. diquat dibromide) per surface acre in sufficient carrier along with 16-32 oz./A of an approved wetting agent. Re-treat as necessary for densely populated weed areas. The minimum spray interval is 14 days. Good coverage is necessary for control of the target weeds.

For duckweed control, apply ACETO DIQUAT 2L AG HERBICIDE at 1 - 2 gallons (3.73 to 7.46 lbs. diquat dibromide) per surface acre.

**Restrictions:**

- Do not apply more than 2.0 gals. of this product (7.46 lbs. diquat dibromide) per surface acre per application.
- Do not make more than 12 applications per year.
- The minimum spray interval is 14 days.
- Do not apply more than 24 gals. of this product (89.52 lbs. diquat dibromide) per surface acre per year.

**Submersed Weeds including:**

- Bladderwort, *Utricularia spp.*
  - Hydrilla, *Hydrilla verticillata*
  - Watermilfoils (including Eurasian), *Myriophyllum spp.*
  - Pondweeds<sup>1</sup>, *Potamogeton spp.*
  - Coontail, *Ceratophyllum demersum*
  - Elodea, *Elodea spp.*
  - Brazilian Elodea, *Egeria densa*
  - Naiad, *Najas spp.*
  - Algae<sup>2</sup>, *Spirogyra spp.* and *Pithophora spp.*
- <sup>1</sup> ACETO DIQUAT 2L AG HERBICIDE controls *Potamogeton* species except Richardson's pondweed, *P. richardonii*.
- <sup>2</sup> Suppression only. For control of *Spirogyra* and/or *Pithophora*, use ACETO DIQUAT 2L AG HERBICIDE in a tank mix with an approved algicide.

For severe weed or algae infestations, the use of an approved algicide either as a pretreatment to the ACETO DIQUAT 2L AG HERBICIDE application or in a tank mix, may result in enhanced weed control. To control submersed weeds, apply ACETO DIQUAT 2L AG HERBICIDE in water at 0.5 - 2.0 gallons (1.87 to 7.46 lbs. diquat dibromide) per surface acre (per 4 foot water depth). For severe weed infestations, use the 2.0 gallon (7.46 lbs. diquat dibromide) per surface acre rate. For best results, re-treat as necessary on 14-21 day intervals. The table below shows how many gallons of ACETO DIQUAT 2L AG HERBICIDE to apply per surface acre based on water depth.

	Gallons of ACETO DIQUAT 2L AG HERBICIDE per Surface Acre Average Water Depth			
	1 Foot	2 Feet	3 Feet	4 Feet
1 gallon/surface acre rate	0.25 gal. (0.93 lb. diquat dibromide)	0.50 gal. (1.87 lb. diquat dibromide)	0.75 gal. (2.80 lbs. diquat dibromide)	1.0 gal. (3.73 lbs. diquat dibromide)
2 gallon/surface acre rate	0.50 gal. (1.87 lb. diquat dibromide)	1.0 gal. (3.73 lbs. diquat dibromide)	1.5 gals. (5.6 lbs. diquat dibromide)	2.0 gals. (7.46 lbs. diquat dibromide)

**Subsurface Applications:** Where the submersed weed growth, especially Hydrilla, has reached the water surface, apply either in a water carrier or an invert emulsion through boom trailing hoses carrying nozzle tips to apply the dilute spray below the water surface to insure adequate coverage.

**Bottom Placement:** Water submersed weeds such as Hydrilla, Bladderwort, or Coontail have reached the water surface and/or where the water is slowly moving through the weed growth, the use of an invert emulsion carrier injected diluted ACETO DIQUAT 2L AG HERBICIDE near the bottom with weighted hoses may improve control. The addition of a copper based algicide may improve control. If algae are present along with the submersed weeds, a pretreatment with a copper based algicide may improve overall control.

**Surface Application for Submersed Aquatic Weeds:** Apply the use rate of ACETO DIQUAT 2L AG HERBICIDE as a spray in sufficient carrier to fully cover the target area. Apply in a manner to ensure complete coverage of the weed areas. In mixed weed populations, use the high rate of application as indicated by weeds present. For dense submersed weeds or water over 2 feet deep, a surface spray is to be avoided. In these situations, use ACETO DIQUAT 2L AG HERBICIDE in a subsurface application.



Restrictions:

- Do not apply more than 2.0 gals. of this product (7.46 lbs. diquat dibromide) per surface acre (per 4 foot water depth) per application.
- For water depths of 2 feet or less including shorelines, do not exceed 1 gal. of this product (3.73 lbs. diquat dibromide) per surface acre per application.
- Do not make more than 12 applications per year.
- The minimum spray interval is 14 days.
- Do not apply more than 24.0 gals. of this product (89.52 lbs. diquat dibromide) per surface acre (per 4 foot water depth) per year.

If posting is required by your state or tribe – consult the agency responsible for pesticide regulations for specific details.

**Use of ACETO DIQUAT 2L AG HERBICIDE for Submersed Weeds\* at Water Depths Greater than 4 feet (For Use in AL, CA, FL, ID & SC Only)**  
**Water Use Restrictions Relative to Operating Potable Water Intakes (FL, ID & SC)**

Flowing Water (e.g. rivers, streams, canals): Do not apply within 1600 feet upstream or within 400 feet downstream of operating potable water intake sites.

Standing Water (e.g. lakes, reservoirs) Do not apply within 1400 feet for rates at 2 gallons/surface acre, or within 700 feet for rates at 1 gallon/surface acre, or within 350 feet for rates equal to or less than 0.5 gallon/surface acre of potable water intake sites. For rates between 1 and 2 gallons/surface acre, distance may be adjusted (e.g.  $1 \frac{3}{4} = 1225$ ,  $1 \frac{1}{2} = 1050$ ,  $1 \frac{1}{4} = 875$  feet).

To make applications within these restricted areas, the intake must be turned off for the time period specified in the Water Use Restrictions section.

ACETO DIQUAT 2L AG HERBICIDE is labeled for use at rates up to 2 gallons/surface acre. These rates are based on a maximum water depth of 4 feet. If water depth exceeds 4 feet, higher rates per surface acre may be required for submersed weeds to obtain control.

Application Rates for Submersed Weeds

\* Includes Egeria Densa in CA

\* Includes Hydrilla in AL

WATER DEPTH	RATE OF ACETO DIQUAT 2L AG HERBICIDE PER TREATED SURFACE AREA
< 2 feet	0.5 – 1.0 gallon
2 – 4 feet	1.0 – 2.0 gallons
5 feet	1.0 – 2.5 gallons
6 feet	1.0 – 3.0 gallons
7 feet	1.0 – 3.5 gallons
8 feet	1.0 – 4.0 gallons
9 feet	1.0 – 4.5 gallons
10 feet	1.0 – 5.0 gallons
11 feet	1.0 – 5.5 gallons
12 feet	1.0 – 6.0 gallons

Restrictions:

- Do not apply more than 2.0 gals. of this product (7.46 lbs. diquat dibromide) per surface acre (per 4 foot water depth) per application.
- For water depths of 2 feet or less including shorelines, do not exceed 1 gal. of this product (3.73 lbs. diquat dibromide) per surface acre per application.
- Do not make more than 12 applications per year.
- The minimum spray interval is 14 days.
- Do not apply more than 24.0 gals. of this product (89.52 lbs. diquat dibromide) per surface acre (per 4 foot water depth) per year.

## SPECIFIC USE DIRECTIONS

The following table indicates use pattern, rates, minimum spray volumes, and pre-harvest interval for specific uses.

CROP	USE PATTERN	ACETO DIQUAT 2L AG HERBICIDE RATE PER ACRE	APPLICATION INSTRUCTIONS
Alfalfa (seed crop only)	Pre-harvest desiccation broadcast	1 1/2 - 2 pts. (0.70 - 0.93 lb. diquat dibromide) (see Application Instructions for additional rate information)	<ul style="list-style-type: none"> <li>Apply a minimum of 15 gallons of spray per acre by ground.</li> <li>Apply a minimum of 5 gallons of spray per acre by air.</li> <li>On thin stands of seed alfalfa use 1 pt. per acre.</li> <li>Desiccation is complete in 3-10 days.</li> </ul> <p>Restrictions:</p> <ul style="list-style-type: none"> <li>Do not apply more than 2 pts. of this product (0.93 lb. diquat dibromide) per acre per application.</li> <li>Do not make more than 2 applications per crop cycle (2 crop cycles per year) and 4 applications per year.</li> <li>The minimum spray interval is 5 days.</li> <li>Do not apply more than 8 pts. of this product (3.73 lbs. diquat dibromide) per acre per year.</li> <li>Minimum pre-harvest interval (PHI) is 3 days.</li> <li>Do not graze or feed treated forage to livestock.</li> <li>Do not use seed from treated plants for food, feed, or oil purposes.</li> </ul>
Canola	Pre-harvest desiccation broadcast	1 1/2 - 2 pts. (0.70 - 0.93 lb. diquat dibromide)	<ul style="list-style-type: none"> <li>Apply a minimum of 15 gallons of spray per acre by ground.</li> <li>Apply a minimum of 5 gallons of spray per acre by air.</li> </ul> <p>Restrictions:</p> <ul style="list-style-type: none"> <li>Do not apply more than 2 pts. of this product (0.93 lb. diquat dibromide) per acre per application.</li> <li>Do not make more than 1 application per year.</li> <li>Do not apply more than 2 pts. of this product (0.93 lb. diquat dibromide) per acre per year.</li> <li>Minimum pre-harvest interval (PHI) is 7 days.</li> <li>Harvest must be completed no more than 10 days after application.</li> </ul>
Carrots, Cilantro, Radish, Turnips Grown for Seed Only (ID and WA only)	Pre-harvest desiccation broadcast	1 1/2 - 2 pts. (0.70 - 0.93 lb. diquat dibromide)	<ul style="list-style-type: none"> <li>Apply 15 - 30 gallons of spray per acre by ground.</li> <li>Apply a minimum of 5 gallons of spray per acre by air.</li> <li>Apply 3 to 10 days before harvest prior to swathing when the majority of the seed is harvest-ripe.</li> </ul> <p>Restrictions:</p> <ul style="list-style-type: none"> <li>Do not apply more than 2 pts. of this product (0.93 lb. diquat dibromide) per acre per application.</li> <li>Do not make more than 1 application per year.</li> <li>Do not apply more than 2 pts. of this product (0.93 lb. diquat dibromide) per acre per year.</li> <li>No portion of the seed carrot, cilantro, radish or turnip, including but not limited to seed screening, green chop, hay, chaff, combined tailings, pellets, meal, whole seed and cracked seed, may be grazed, used, or distributed for food or feed purposes.</li> <li>Apply only to crops grown for seed production for preharvest desiccation.</li> <li>Do not use on Daikon varieties of radishes.</li> </ul>
Spinach & Table Beets Grown for Seed Only (WA only)	Pre-harvest desiccation broadcast	1 1/2 - 2 pts. (0.70 - 0.93 lb. diquat dibromide)	<ul style="list-style-type: none"> <li>Apply 15 - 30 gallons of spray per acre by ground.</li> <li>Apply a minimum of 5 gallons of spray per acre by air.</li> <li>Apply 3 to 10 days before harvest prior to swathing when the majority of the seed is harvest-ripe.</li> </ul> <p>Restrictions:</p> <ul style="list-style-type: none"> <li>Do not apply more than 2 pts. of this product (0.93 lb. diquat dibromide) per acre per application.</li> <li>Do not make more than 1 application per crop cycle (2 crop cycles per year) and 2 applications per year.</li> <li>Do not apply more than 4 pts. of this product (1.87 lbs. diquat dibromide) per acre per year.</li> <li>No portion of the spinach or table beets including but not limited to seed screening, green chop, hay, chaff, combined tailings, pellets, meal, whole seed and cracked seed, may be grazed, used, or distributed for food or feed purposes.</li> <li>Apply only to crops grown for seed production for preharvest desiccation.</li> </ul>

CROP	USE PATTERN	ACETO DIQUAT 2L AG HERBICIDE RATE PER ACRE	APPLICATION INSTRUCTIONS
<b>(CONT.)</b>			
Sugar Beets Grown for Seed Only (OR & WA only)	Pre-harvest desiccation broadcast	1 1/2 - 2 pts. (0.70 - 0.93 lb. diquat dibromide)	<ul style="list-style-type: none"> <li>• Apply 15 - 30 gallons of spray per acre by ground.</li> <li>• Apply a minimum of 5 gallons of spray per acre by air.</li> <li>• Apply 3 to 10 days before harvest prior to swathing when the majority of the seed is harvest-ripe.</li> </ul> <p>Restrictions:</p> <ul style="list-style-type: none"> <li>• Do not apply more than 2 pts. of this product (0.93 lb. diquat dibromide) per acre per application.</li> <li>• Do not make more than 1 application per year.</li> <li>• Do not apply more than 2 pts. of this product (0.93 lb. diquat dibromide) per acre per year.</li> <li>• No portion of the sugar beets including but not limited to seed screening, green chop, hay, chaff, combined tailings, pellets, meal, whole seed and cracked seed, may be grazed, used, or distributed for food or feed purposes.</li> <li>• Apply only to crops grown for seed production for preharvest desiccation.</li> </ul>
Clover (seed crop only)	Pre-harvest desiccation broadcast	1 1/2 - 2 pts. (0.70 - 0.93 lb. diquat dibromide)	<ul style="list-style-type: none"> <li>• Apply a minimum of 15 gallons of spray per acre by ground.</li> <li>• Apply a minimum of 5 gallons of spray per acre by air.</li> <li>• Desiccation is complete in 3-10 days.</li> </ul> <p>Restrictions:</p> <ul style="list-style-type: none"> <li>• Do not apply more than 2 pts. of this product (0.93 lb. diquat dibromide) per acre per application.</li> <li>• Do not make more than 2 applications per crop cycle (2 crop cycles per year) and 4 applications per year.</li> <li>• The minimum spray interval is 5 days.</li> <li>• Do not apply more than 8 pts. of this product (1.87 lbs. diquat dibromide) per acre per year.</li> <li>• Minimum pre-harvest interval (PHI) is 3 days.</li> <li>• Do not graze or feed treated forage to livestock.</li> <li>• Do not use seed from treated plants for food, feed, or oil purposes.</li> </ul>
Potato	Pre-harvest desiccation broadcast	1 - 2 pts. (0.70 - 0.93 lb. diquat dibromide)	<ul style="list-style-type: none"> <li>• Apply in a minimum 20 gallons of spray per acre by ground.</li> <li>• Apply a minimum of 5 gallons of spray per acre by air.</li> <li>• For improved vine coverage, make a second application if necessary to obtain additional desiccation where vine growth is dense.</li> </ul> <p>Restrictions:</p> <ul style="list-style-type: none"> <li>• Do not apply more than 2 pts. of this product (0.93 lb. diquat dibromide) per acre per application.</li> <li>• Do not make more than 2 applications per year.</li> <li>• Do not apply more than 4 pts. of this product (1.87 lbs. diquat dibromide) per acre per year.</li> <li>• The minimum spray interval is 5 days.</li> <li>• Do not apply to drought stressed potatoes.</li> <li>• Minimum pre-harvest interval (PHI) is 7 days.</li> </ul>
Potato (ID, NV & WA only)	Pre-harvest desiccation broadcast plus Late Blight Fungicide Tank Mixtures	1 - 2 pts. (0.47 - 0.93 lb. diquat dibromide)	<ul style="list-style-type: none"> <li>• Apply in a minimum 20 gallons of spray per acre by ground.</li> <li>• For improved vine coverage, make a second application if necessary to obtain additional desiccation where vine growth is dense.</li> <li>• Use one of the fungicides at label use rate: Champ® Formula 2 Flowable (copper hydroxide), EPA Reg. No. 55146-64, Kocide® 101 (copper hydroxide), EPA Reg. No. 91411-3, Dithane® DF (mancozeb), EPA Reg. No. 62719-402 &amp; Bravo Weather Stik® (chlorothalonil), EPA Reg. No. 50534-188-100.</li> </ul> <p>Restrictions:</p> <ul style="list-style-type: none"> <li>• Do not apply more than 2 pts. of this product (0.93 lb. diquat dibromide) per acre per application.</li> <li>• Do not make more than 2 applications per year.</li> <li>• Do not apply more than 4 pts. of this product (1.87 lbs. diquat dibromide) per acre per year.</li> <li>• The minimum spray interval is 5 days.</li> <li>• Do not apply to drought stressed potatoes.</li> <li>• Minimum pre-harvest interval (PHI) is 7 days.</li> </ul>

CROP	USE PATTERN	ACETO DIQUAT 2L AG HERBICIDE RATE PER ACRE	APPLICATION INSTRUCTIONS
<b>(CONT.)</b>			
Tomato, Eggplant & Green Peppers (FL only)	Directed spray in row middles	2 pts. (0.93 lb. diquat dibromide)	<ul style="list-style-type: none"> <li>• Apply in 20 - 50 gallons of spray per acre by ground.</li> <li>• Add ½ - 1 pt. NIS per 100 gallons of spray.</li> <li>• Use when weeds are 2 - 4 inches in height. Weed control will decrease when treatment is made to weeds larger than 4 inch growth stage.</li> <li>• This product maybe tank mixed with paraquat for this use for crops listed on the paraquat label.</li> </ul> <p>Restrictions:</p> <ul style="list-style-type: none"> <li>• Do not apply more than 2 pts. of this product (0.93 lb. diquat dibromide) per acre per application.</li> <li>• Do not make more than 2 applications per crop cycle (3 crop cycles per year) and 6 applications per year.</li> <li>• The minimum spray interval is 5 days.</li> <li>• Minimum pre-harvest interval (PHI) is 30 days.</li> <li>• Do not apply more than 12 pts. of this product (5.60 lbs. diquat dibromide) per acre per year.</li> <li>• Do not allow spray to contact crop foliage or treat under conditions which will cause spray drift, as phytotoxicity to crop plants will occur.</li> <li>• Do not apply when wind speed exceeds 5 mph.</li> <li>• Do not exceed 25 psi spray pressure.</li> </ul>
Tomato – After Final Harvest (FL & SC only)	Burndown after final harvest	1 ½ - 2 pts. (0.70 - 0.93 lb. diquat dibromide)	<ul style="list-style-type: none"> <li>• Apply in 60 - 120 gallons of spray per acre by ground.</li> <li>• Add ½ - 1 pt. NIS per 100 gallons of spray.</li> <li>• Though coverage is required to ensure maximum burndown.</li> <li>• Use of dirty or muddy water may result in reduced herbicidal activity.</li> <li>• To aid in the removal of sweet potato whitefly, burn dried tomato vines as soon as possible with propane burners.</li> </ul> <p>Restrictions:</p> <ul style="list-style-type: none"> <li>• Do not apply more than 2 pts. of this product (0.93 lb. diquat dibromide) per acre per application.</li> <li>• Do not make more than 2 applications per crop cycle (3 crop cycles per year) and 6 applications per year.</li> <li>• The minimum spray interval is 1 day.</li> <li>• Do not apply more than 12 pts. of this product (5.60 lbs. diquat dibromide) per acre per year.</li> </ul>
Cantaloupe – After Final Harvest (FL only)	Burndown after final harvest	1 pt. (0.47 lb. diquat dibromide)	<ul style="list-style-type: none"> <li>• Apply a minimum of 35 gallons of spray per acre by ground.</li> <li>• Add 1 - 2 pts. NIS per 100 gallons of spray.</li> <li>• Though coverage is required to ensure maximum burndown.</li> <li>• Use of dirty or muddy water may result in reduced herbicidal activity.</li> </ul> <p>Restrictions:</p> <ul style="list-style-type: none"> <li>• Do not apply more than 1 pt. of this product (0.47 lb. diquat dibromide) per acre per application.</li> <li>• Do not make more than 2 applications per crop cycle (3 crop cycles per year) and 6 applications per year.</li> <li>• The minimum spray interval is 5 days.</li> <li>• Do not apply more than 6 pts. of this product (2.80 lbs. diquat dibromide) per acre per year.</li> </ul>
Cucumbers, Squash (except Acorn) & Watermelon – After Final Harvest (FL only)	Burndown after final harvest	1 ½ pts. (0.70 lb. diquat dibromide)	<ul style="list-style-type: none"> <li>• Apply a minimum of 35 gallons of spray per acre by ground.</li> <li>• Add 1 - 2 pts. NIS per 100 gallons of spray.</li> <li>• Though coverage is required to ensure maximum burndown.</li> <li>• Use of dirty or muddy water may result in reduced herbicidal activity.</li> </ul> <p>Restrictions:</p> <ul style="list-style-type: none"> <li>• Do not apply more than 1 ½ pts. of this product (0.70 lb. diquat dibromide) per acre per application.</li> <li>• Do not make more than 2 applications per crop cycle (3 crop cycles per year) and 6 applications per year.</li> <li>• The minimum spray interval is 5 days.</li> <li>• Do not apply more than 9 pts. of this product (4.20 lbs. diquat dibromide) per acre per year.</li> </ul>

CROP	USE PATTERN	ACETO DIQUAT 2L AG HERBICIDE RATE PER ACRE	APPLICATION INSTRUCTIONS
<b>(CONT.)</b>			
Peppers & Acorn Squash – After Final Harvest (FL only)	Burndown after final harvest	2 pts. (0.93 lb. diquat dibromide)	<ul style="list-style-type: none"> <li>• Apply a minimum of 35 gallons of spray per acre by ground.</li> <li>• Add 1 - 2 pts. NIS per 100 gallons of spray.</li> <li>• Thorough coverage is required to ensure maximum burndown.</li> <li>• Use of dirty or muddy water may result in reduced herbicidal activity.</li> </ul> Restrictions: <ul style="list-style-type: none"> <li>• Do not apply more than 2 pts. of this product (0.93lb. diquat dibromide) per application.</li> <li>• Do not make more than 2 applications per crop cycle, (3 crop cycles per year) and 6 applications per year.</li> <li>• The minimum spray interval is 5 days.</li> <li>• Do not apply more than 12 pts. of this product (5.60 lbs. diquat dibromide) per acre per year.</li> </ul>
Tree, Vine, Small Fruit, Vegetables Crops- Nonbearing Acerola (West Indian Cherry) Almonds Apple Apricots Avocados Bananas Blackberry Blueberry Boysenberry Cherries Coffee Crabapple Dates Dewberry Elderberry Figs Filberts Ginseng Gooseberry Grapes Grapefruit Guava Huckleberry Jojoba Kiwi Lemons Limes Loganberry Macadamia Mango Nectarines Olives Oranges Papayas Passion Fruit Peaches Pears Pecans Persimmons Pistachios Plantains Plum Pomegranates Prunes Raspberry Tangelos Tangerines Walnuts	Directed spray	1 ½ - 2 pts. (0.70 - 0.93 lb. diquat dibromide)	<ul style="list-style-type: none"> <li>• Apply a minimum of 15 gallons of spray per acre by ground.</li> <li>• Use a shield or wrap when spraying around young trees and vines.</li> <li>• Retreatment may be necessary for complete control of grasses and older established weeds.</li> </ul> Restrictions: <ul style="list-style-type: none"> <li>• Do not apply more than 2 pts. of this product (0.93 lb. diquat dibromide) per acre per application.</li> <li>• Do not make more than 1 application per year.</li> <li>• Do not apply more than 2 pts of this product (0.93 lb. diquat dibromide) per acre per year.</li> <li>• Do not use for food or feed for one year after application.</li> <li>• This product can be used during site preparation prior to planting and up to one year of harvest.</li> <li>• Do not allow spray to contact green stems, foliage, or fruit as injury can occur.</li> <li>• Do not graze treated areas.</li> </ul>

CROP	USE PATTERN	ACETO DIQUAT 2L AG HERBICIDE RATE PER ACRE	APPLICATION INSTRUCTIONS
<b>(CONT.)</b>			
Tree, Vegetables Crops- Nonbearing Artichoke Asparagus Conifers Cranberry	Directed spray	1 1/2 - 2 pts. (0.70 - 0.93 lb. diquat dibromide)	<ul style="list-style-type: none"> <li>• Apply a minimum of 15 gallons of spray per acre by ground.</li> <li>• Use a shield or wrap when spraying around young trees and vines.</li> <li>• Retreatment may be necessary for complete control of grasses and older established weeds.</li> </ul> <p>Restrictions:</p> <ul style="list-style-type: none"> <li>• Do not apply more than 2 pts. of this product (0.93 lb. diquat dibromide) per acre per application.</li> <li>• Do not make more than 3 applications per year.</li> <li>• The minimum spray interval is 5 days.</li> <li>• Do not apply more than 6 pts. of this product (2.80 lbs. diquat dibromide) per acre per year.</li> <li>• Do not use for food or feed for one year after application.</li> <li>• This product can be used during site preparation prior to planting and up to one year of harvest.</li> <li>• Do not allow spray to contact green stems, foliage, or fruit as injury can occur.</li> <li>• Do not graze treated areas.</li> </ul>

The following table indicates the use pattern and rates for non-crop or non-planted areas.

OTHER USES	USE PATTERN	ACETO DIQUAT 2L AG HERBICIDE RATE	APPLICATION INSTRUCTIONS
Non-crop or Non-planted Areas on Farms including: Fence Lines, Farmyards, Farm Buildings, Fuel Storage Areas, Barrier Strips, Equipment Areas, and Dry (non-flooded) Areas around ponds, lakes, and drainage ditches on farms. Rights-of-ways including: Railroads, Highways, Roads, Dividers and Medians, Pipelines, Public Utility Lines, Pumping Stations, Transformer Stations and Substations; Around Electrical Utilities, Commercial Buildings, manufac- turing Plants, Storage Yards, Rail Yards, Fence Lines and Parkway.	Broadcast	1 - 2 pts. (0.47 - 0.93 lb. diquat dibromide)	<ul style="list-style-type: none"> <li>• Apply for full coverage and thorough weed contact.</li> <li>• Apply in a minimum of 15 gallons water per acre.</li> <li>• Retreatment may be necessary to control grasses and established weeds.</li> <li>• Avoid spray contact with foliage of food crops or ornamental plants or other desirable vegetation.</li> <li>• Add the labeled rate of 75% or greater nonionic surfactant to the finished spray volume.</li> </ul>
	Spot Treatment	2 - 4 pts. (0.93 - 1.87 lbs. diquat dibromide)	<ul style="list-style-type: none"> <li>• For spot treatment, the labeled rate of a 75% or greater nonionic surfactant per 100 gals. water or 0.75 oz. (22 ml) ACETO DIQUAT 2L AG HERBICIDE plus the labeled rate of a 75% or greater nonionic surfactant per 1 gal. of water.</li> </ul> <p>Restrictions:</p> <ul style="list-style-type: none"> <li>• Do not apply more than 2 pts. of this product (0.9 lb. diquat dibromide) per acre per application.</li> <li>• Do not make more than 10 applications per year at 2 pts./acre or 5 applications at 4 pts./acre.</li> <li>• The minimum spray interval is 5 days.</li> <li>• Do not apply more than 20 pts. of this product (9.33 lbs. diquat dibromide) per acre per year.</li> </ul>



## WARRANTY DISCLAIMER AND NOTICE

---

### IMPORTANT: READ BEFORE USE

---

Read the entire Directions for Use, Conditions, Disclaimer of Warranties and Limitations of Liability before using this product. If terms are not acceptable, return the unopened product container at once.

By using this product, user or buyer accepts the following Conditions, Disclaimer of Warranties and Limitations of Liability.

**CONDITIONS:** The directions for use of this product are believed to be adequate and must be followed carefully. However, it is impossible to eliminate all risks associated with the use of this product. Crop injury, ineffectiveness or other unintended consequences may result because of such factors as weather conditions, presence of other materials, or the manner of use or application, all of which are beyond the control of Actylis To the extent consistent with applicable law all such risks shall be assumed by the user or buyer.

**DISCLAIMER OF WARRANTIES:** To the extent consistent with applicable law, ACTYLIS MAKES NO OTHER WARRANTIES, EXPRESS OR IMPLIED, OF MERCHANTABILITY OR OF FITNESS FOR A PARTICULAR PURPOSE OR OTHERWISE, THAT EXTEND BEYOND THE STATEMENTS MADE ON THIS LABEL. No agent of Actylis is authorized to make any warranties beyond those contained herein or to modify the warranties contained herein. To the extent consistent with applicable law, ACTYLIS DISCLAIMS ANY LIABILITY WHATSOEVER FOR SPECIAL, INCIDENTAL OR CONSEQUENTIAL DAMAGES RESULTING FROM THE USE OR HANDLING OF THIS PRODUCT.

**LIMITATIONS OF LIABILITY:** To the extent consistent with applicable law, THE EXCLUSIVE REMEDY OF THE USER OR BUYER FOR ANY AND ALL LOSSES, INJURIES OR DAMAGES RESULTING FROM THE USE OR HANDLING OF THIS PRODUCT, WHETHER IN CONTRACT, WARRANTY, TORT, NEGLIGENCE, STRICT LIABILITY OR OTHERWISE, SHALL NOT EXCEED THE PURCHASE PRICE PAID, OR AT ACTYLIS ELECTION, THE REPLACEMENT OF PRODUCT.

Made in China, packaged in USA  
CHEMTREC is a registered trademark of American Chemical Society.

rev. 1116



ACETO  
**DIQUAT 2L AG**  
 HERBICIDE

DIQUAT DIBROMIDE GROUP 22 HERBICIDE

TO PREVENT ACCIDENTAL POISONING, NEVER PUT INTO FOOD, DRINK, OR OTHER CONTAINERS, AND USE STRICTLY IN ACCORDANCE WITH ENTIRE LABEL.

<b>ACTIVE INGREDIENT:</b>		
<b>Diquat dibromide [6,7-dihydrodipyrido (1, 2-a:2'-1'-c) pyrazinediium dibromide]</b> .....	37.3%	
<b>OTHER INGREDIENTS:</b> .....	62.7%	
<b>TOTAL:</b> .....	100.0%	
Contains 2lbs. diquat cation per gal. (3.73 lbs. diquat dibromide per gal.)		
<b>EPA Reg. No.</b> 2749-530	<b>EPA Est. No.</b> 70815-GA-002	

**KEEP OUT OF REACH OF CHILDREN**  
**CAUTION**

Si usted no entiende la etiqueta, busque a alguien para que se la explique a usted en detalle.  
 (If you do not understand the label, find someone to explain it to you in detail.)

**SEE BOOKLET FOR ADDITIONAL PRECAUTIONARY STATEMENTS AND DIRECTIONS FOR USE.**

FIRST AID	
<b>If inhaled:</b>	<ul style="list-style-type: none"> <li>• Move person to fresh air.</li> <li>• If person is not breathing, call 911 or an ambulance, then give artificial respiration, preferably by mouth-to-mouth, if possible.</li> <li>• Call a poison control center or doctor for further treatment advice.</li> </ul>
<b>If swallowed:</b>	<ul style="list-style-type: none"> <li>• Call a poison control center or doctor immediately for treatment advice.</li> <li>• Have person sip a glass of water if able to swallow.</li> <li>• Do not induce vomiting unless told to do so by the poison control center or doctor.</li> <li>• Do not give anything by mouth to an unconscious person.</li> </ul>
<b>If in eyes:</b>	<ul style="list-style-type: none"> <li>• Hold eye open and rinse slowly and gently with water for 15-20 minutes.</li> <li>• Remove contact lenses, if present, after the first 5 minutes, then continue rinsing eye.</li> <li>• Call a poison control center or doctor for treatment advice.</li> </ul>
<b>If on skin or clothing:</b>	<ul style="list-style-type: none"> <li>• Take off contaminated clothing.</li> <li>• Rinse skin immediately with plenty of water for 15-20 minutes.</li> <li>• Call a poison control center or doctor for treatment advice.</li> </ul>
<p><b>NOTE TO PHYSICIANS</b></p> <p>To be effective, treatment for diquat poisoning must begin <b>IMMEDIATELY</b>. Treatment consists of binding diquat in the gut with suspensions of activated charcoal or bentonite clay, administration of cathartics to enhance elimination, and removal of diquat from the blood by charcoal hemoperfusion or continuous hemodialysis.</p> <p>Have the product container or label with you when calling a poison control center or physician, or going for treatment. <b>FOR MEDICAL EMERGENCIES INVOLVING THIS PRODUCT, CALL CHEMTREC® TOLL FREE 1-800-424-9300 OR 1-703-527-3887.</b></p>	

**STORAGE AND DISPOSAL**

Do not contaminate water, food or feed by storage and disposal.

**PESTICIDE STORAGE:** Store at temperatures above 32°F, in a cool, dry area under lock and key. Post as a pesticide storage area. Always store pesticides in the original container. Do not put concentrate or dilute product into food or drink containers. Store away from food, pet food, feed, seed, fertilizer, insecticides, fungicides and veterinary supplies.

**PESTICIDE DISPOSAL:** Pesticide wastes are acutely hazardous. Improper disposal of excess pesticide, spray mixture or rinsate is a violation of Federal law. If these wastes cannot be disposed of according to label instructions, contact your State Pesticide or Environmental Control Agency, or the Hazardous Waste representative at the nearest EPA Regional Office for guidance.

**CONTAINER HANDLING:** Nonrefillable container. Do not reuse this container to hold other than pesticides or dilute pesticides (rinsate). After emptying and cleaning, it may be allowable to temporarily hold rinsate or other pesticide-related materials in the container. Contact your state regulatory agency to determine allowable practices in your state. Triple rinse or pressure rinse container (or equivalent) promptly after emptying. Offer for recycling, if available or reconditioning if appropriate or puncture and dispose in a sanitary landfill, or by incineration or by other procedures approved by state and local authorities. Do not burn unless allowed by state and local ordinances. If rinsate cannot be used, follow pesticide disposal instructions. If not triple or pressure rinsed, these containers are acute hazardous wastes and must be disposed in accordance with local, state and federal regulations.

**[FOR METAL CONTAINERS]** DO NOT cut or weld metal containers.

**[FOR SMALL CONTAINERS]** **Triple rinse as follows:** Empty the remaining contents into application equipment or a mix tank and drain for 10 seconds after the flow begins to drip. Fill the container ¼ full with water and recap. Shake for 10 seconds. Pour rinsate into application equipment or a mix tank or store rinsate for later use or disposal. Drain for 10 seconds after the flow begins to drip. Repeat this procedure two more times. **Pressure rinse as follows:** Empty the remaining contents into application equipment or a mix tank and drain container for 10 seconds after the flow begins to drip. Hold container upside down over application equipment or mix tank or collect rinsate for later use or disposal. Insert pressure rinsing nozzle in the side of the container, and rinse at about 40 PSI for at least 30 seconds. Drain for 10 seconds after the flow begins to drip.

**[FOR LARGE CONTAINERS]** **Triple rinse as follows:** Empty the remaining contents into application equipment or a mix tank. Fill the container ¼ full with water. Replace and tighten closures. Tip container on its side and roll it back and forth, ensuring at least one complete revolution, for 30 seconds. Stand the container on its end and tip it back and forth several times. Empty the rinsate into the application equipment or a mix tank or store rinsate for later use or disposal. Drain for 10 seconds after the flow begins to drip. Repeat this procedure two more times. **Pressure rinse as follows:** Empty the remaining contents into application equipment or a mix tank and drain container for 10 seconds after the flow begins to drip. Hold container upside down over application equipment or mix tank or collect rinsate for later use or disposal. Insert pressure rinsing nozzle in the side of the container, and rinse at about 40 PSI for at least 30 seconds. Drain for 10 seconds after the flow begins to drip.

**[FOR BULK AND MINIBULK CONTAINERS]**

**CONTAINER HANDLING:** Refillable container. Refill this container with diquat dibromide only. Do not reuse this container for any other purpose. Cleaning the container before final disposal is the responsibility of the person disposing of the container. Cleaning before refilling is the responsibility of the refiller. To clean the container before final disposal, empty the remaining contents from the container into the application equipment or mix tank. Fill the container about 10 percent full with water. Agitate vigorously or recirculate water with the pump for 2 minutes. Pour or pump rinsate into application equipment or rinsate collection system. Repeat this rinsing procedure two times.

Before refilling, inspect thoroughly for damage, such as cracks, punctures, bulges, dents, abrasions, and damaged or worn threads on closure devices. Check for leaks after filling and before transporting. Do not refill or transport a damaged or leaking container.

**2.5 gallons (9.45 liters)**

**NET CONTENTS**

**Manufactured by:** Actylis, 4 Tri Harbor Court, Port Washington, NY 11050-4661

PEEL BACK BOOK HERE AND RESEAL AFTER OPENING

# PROOF

## THIS PROOF IS TO BE CHECKED FOR ACCURACY

Please review and approve **Text, Spelling, Copy Placement, Size, Shape, Colors** and **Dieline**.

**Authorized signature** accepts responsibility for accuracy of all copy, color break and artwork. Cimarron Label is not liable for any discrepancies subsequently identified.






**PLEASE NOTE:** Due to color variance between printers/monitors, the colors represented by this proof cannot be deemed accurate. Please refer to a color matching system such as the Pantone Matching System for a truer representation of spot colors.

**THIS PROOF IS NOT ACCURATE FOR COLOR-MATCH.**

*Dieline does not print.*



4201 North Westport Ave. • Sioux Falls, SD 57107  
Phone: (605) 978-0451 • Fax: (605) 978-0463

DATE	JOB NUMBER	CUSTOMER
5/1/24	233289	Aceto
LABEL SIZE	BOOKLET SIZE	
7.125" X 6.375"	6.875" X 5.375"	
LABEL COLORS	BOOKLET OUTSIDE COLORS	BOOKLET INSIDE COLORS
 BLK  7733	 BLK  7733	 BLK

PATTERN VARNISH:  YES  NO

Form: CS 006B - 3/29/2017

**ARTWORK IS APPROVED**

**REVISED PROOF NEEDED**

**WE CANNOT PROCESS  
THIS ORDER WITHOUT AN  
AUTHORIZED SIGNATURE**

Signed \_\_\_\_\_ Date \_\_\_\_\_