

# RESTRICTED USE PESTICIDE

Due to ground and surface water concerns. For retail sale to and use only by Certified Applicators or persons under their direct supervision, and only for those uses covered by the Certified Applicator's certification.

ATRAZINE GROUP 5 HERBICIDE

## ACTYLIS ATRAZINE 4L

**For season-long weed control in corn, sorghum, and certain other crops**

**Sale, use and distribution of this product in Nassau and Suffolk Counties in the State of New York is prohibited.**

### ACTIVE INGREDIENTS:\*

Atrazine: 2-chloro-4-ethylamino-6-isopropylamino-s-triazine ..... 42.12%  
Related Compounds ..... 0.88%

**OTHER INGREDIENTS:** ..... 57.00%

**TOTAL:** ..... 100.00%

\*Contains 4 lbs. active ingredients per gal.

**EPA Reg. No. 2749-657**

**EPA Est. No. 070989-MO-001(S)**

**19713-MS-001(T)**

**Letters in Lot Number indicate EPA Est.**

## KEEP OUT OF REACH OF CHILDREN CAUTION/ PRECAUCIÓN

Si usted no entiende la etiqueta, busque a alguien para que se la explique a usted en detalle. (If you do not understand the label, find someone to explain it to you in detail)

See inside booklet for additional Precautionary Statements and Directions for Use

**For Professional or Agricultural Use Only**

**Shake well before using.**

FIRST AID	
<b>If swallowed</b>	<ul style="list-style-type: none"><li>• Call a poison control center or doctor immediately for treatment advice.</li><li>• Have person sip a glass of water if able to swallow.</li><li>• Do not induce vomiting unless told to do so by the poison control center or doctor.</li><li>• Do not give anything by mouth to an unconscious person.</li></ul>
<b>If on skin or clothing</b>	<ul style="list-style-type: none"><li>• Take off contaminated clothing.</li><li>• Rinse skin immediately with plenty of water for 15-20 minutes.</li><li>• Call a poison control center or doctor for treatment advice.</li></ul>
<b>If in eyes</b>	<ul style="list-style-type: none"><li>• Hold eye open and rinse slowly and gently with water for 15-20 minutes.</li><li>• Remove contact lenses, if present, after the first 5 minutes, then continue rinsing eye.</li><li>• Call a poison control center or doctor for treatment advice.</li></ul>
<b>If inhaled</b>	<ul style="list-style-type: none"><li>• Move person to fresh air.</li><li>• If person is not breathing, call 911 or an ambulance, then give artificial respiration, preferably by mouth-to-mouth, if possible.</li><li>• Call a poison control center or doctor for further treatment advice.</li></ul>
Have the product container or label with you when calling a poison control center or doctor, or going for treatment. In case of medical emergency, call toll-free 1-877-424-7452.	
<b>NOTE TO PHYSICIAN:</b> There is no specific antidote for atrazine. If this product is ingested, induce emesis or lavage stomach. The use of an aqueous slurry of activated charcoal may be considered.	

### 2.5 gallons NET CONTENTS

**Manufactured by:** Actylis, 4 Tri Harbor Court, Port Washington, NY 11050-4661

JOB 252642

**PRECAUTIONARY STATEMENTS  
HAZARDS TO HUMANS AND DOMESTIC ANIMALS**

**CAUTION:** Causes moderate eye irritation. Avoid contact with eyes or clothing.

**PERSONAL PROTECTIVE EQUIPMENT (PPE)**

**Applicators using spray equipment mounted on their backs must wear:**

- Coveralls over long-sleeved shirt and long pants,
- Chemical-resistant footwear plus socks, and
- Chemical-resistant gloves made of barrier laminate, nitrile rubber  $\geq$  14 mils, neoprene rubber  $\geq$  14 mils, or viton  $\geq$  14 mils.

**Mixers, loaders, all other applicators, flaggers and other handlers must wear:**

- Long-sleeve shirt and long pants,
- Shoes plus socks,
- Chemical-resistant gloves made of barrier laminate, nitrile rubber  $\geq$  14 mils, neoprene rubber  $\geq$  14 mils, or viton  $\geq$  14 mils, and
- Chemical-resistant apron when mixing/loading, cleaning up spills, cleaning equipment, or otherwise exposes to the concentrate.

**See engineering controls for additional requirements.**

Follow manufacturer's instructions for cleaning/maintaining PPE. If no such instructions for washables exist, use detergent and hot water. Keep and wash PPE separately from other laundry.

Discard clothing and other absorbent materials that have been drenched or heavily contaminated with this product's concentrate. Do not reuse them.

**ENGINEERING CONTROL STATEMENTS**

Mixers and loaders supporting aerial applications at a rate greater than 3 lbs ai/A must use a closed system that meets the requirements for dermal protection listed in the Worker Protection Standard (WPS) for agricultural pesticides [40 CFR 170.240(d)(4)] and must wear the personal protective equipment required for mixers and loaders, wear protective eyewear if the system operates under pressure, and be provided and have immediately available chemical-resistant footwear for use in an emergency, such as a spill or equipment breakdown.

Pilots must use an enclosed cockpit in a manner that is consistent with the WPS for agricultural pesticides [40 CFR 170.240(d)(6)] for aerial applications. Pilots must wear the PPE required on this labeling for applicators; however, they need not wear chemical-resistant gloves when using an enclosed cockpit.

Human flaggers supporting aerial applications must use enclosed cabs that meet the definition in the Worker Protection Standard for agricultural pesticides [40 CFR 170.240(d)(6)] for dermal protection.

When applicators use enclosed cabs in a manner that meets the requirements listed in the WPS for agricultural pesticides [40CFR 170.240(d)(5)], the handler PPE requirements may be reduced or modified as specified in the WPS.

**USER SAFETY RECOMMENDATIONS**

**Users should:**

- Wash hands before eating, drinking, chewing gum, using tobacco or using the toilet.
- Remove clothing/PPE immediately if pesticide gets inside. Then wash thoroughly and put on clean clothing.
- Remove PPE immediately after handling this product. Wash the outside of gloves before removing. As soon as possible, wash thoroughly and change into clean clothing.

**ENVIRONMENTAL HAZARDS**

**Groundwater Protection:** Atrazine can travel (seep or leach) through soil and can enter groundwater which may be used as drinking water. Atrazine has been found in groundwater. Users are advised not to apply atrazine to sand and loamy sand soils where the water table (groundwater) is close to the surface and where these soils are very permeable, i.e., well-drained. Your local agricultural agencies can provide further information on the type of soil in your area and the location of groundwater.

Product may not be mixed/loaded, or used within 50 feet of all wells, including abandoned wells, drainage wells, and sink holes. Operations that involve mixing, loading, rinsing or washing of this product into or from pesticide handling application equipment or containers within 50 feet of any well are prohibited unless conducted on an impervious pad constructed to withstand the weight of the heaviest load that may be positioned on or moved across the pad. Such a pad shall be designed and maintained to contain any product spill or equipment leaks, container or equipment rinse or washwater and rain water that may fall on the pad. Surface water shall not be allowed to either flow over or from the pad, which means that the pad must be self-contained. The pad shall be sloped to facilitate material removal. An unroofed pad shall be of sufficient capacity to contain a minimum of 110% of the capacity of the largest pesticide container or application equipment on the pad. A pad that is covered by a roof of sufficient size to completely exclude precipitation from contact with the pad, shall have a minimum containment capacity of 100% of the largest pesticide container or application equipment on the pad. Containment capacities as described above shall be maintained at all times. The above specified minimum containment capacities do not apply to vehicles when delivering pesticide shipments to the mixing or loading sites.

Additional state-imposed requirements regarding well-head setbacks and operational area containment must be observed.

Product must not be mixed or loaded within 50 feet of intermittent streams or rivers, natural or impounded lakes and reservoirs. Product must not be applied within 66 feet of the points where field surface water runoff enters perennial or intermittent streams and rivers or within 200 ft. of natural or impounded lakes and reservoirs. If this product is applied to highly erodible land, the 66 foot buffer or setback from runoff points must be planted to crop or seeded with grass or other suitable crop.

This pesticide is toxic to aquatic invertebrates. Do not apply directly to water, to areas where surface water is present, or to intertidal areas below the mean high water mark. Do not apply when weather conditions favor drift from treated areas. Runoff and drift from treated areas may be hazardous to aquatic organisms in neighboring areas. Do not contaminate water when disposing of equipment washwaters.

One of the following restrictions must be used in applying atrazine to tile-outletted terraced fields containing standpipes:

- Do not apply within 66 feet of standpipes in tile-outletted terraced fields.
- Apply this product to the entire tile-outletted terraced field and immediately incorporate it to a depth of 2-3 inches in the entire field.
- Apply this product to the entire tile-outletted terraced field under a no-till practice only when a high crop residue management practice is practiced. High crop residue management is described as a crop management practice where little or no crop residue is removed from the field during and after crop harvest.

**Non-Target Organism Advisory:** This product is toxic to plants and may adversely impact the forage and habitat of non-target organisms, including pollinators, in areas adjacent to the treated site. Protect the forage and habitat of non-target organisms by following label directions intended to minimize spray drift.

#### **DIRECTIONS FOR USE Restricted Use Pesticide**

It is a violation of Federal law to use this product in a manner inconsistent with its label.

ANY USE OF THIS PRODUCT IN AN AREA WHERE USE IS PROHIBITED IS A VIOLATION OF FEDERAL LAW. Before using this product, you must consult the Atrazine Watershed Information Center (AWIC) to determine whether the use of this product is prohibited in your watershed. AWIC can be accessed through [www.atrazine-watershed.info](http://www.atrazine-watershed.info), or 1-866-365-3014. If use of this product is prohibited in your watershed, you may return this product to your point of purchase or contact registrant for a refund.

**Endangered Species:** It is a Federal offense to use any pesticide in a manner that results in an unauthorized "take" (e.g., kill or otherwise harm) of an endangered species under the Endangered Species Act section 9. When using this product, you must follow the measures contained in the Endangered Species Protection Bulletin for the area in which you are applying the product. You must obtain a Bulletin no earlier than six months before using this product. To obtain Bulletins, consult <http://www.epa.gov/espp/>, call 1-844-447-3813, or email [ESPP@epa.gov](mailto:ESPP@epa.gov). You must use the Bulletin valid for the month in which you will apply the product.

Important: Read the entire Directions for Use and the Conditions of Sale and Warranty before using this product. If terms are not acceptable, return the unopened product container at once.

Do not apply this product in a way that contact workers or other persons, either directly or through drift. Only protected handlers may be in the area during application. For any requirements specific to your State or Tribe, consult the agency responsible for pesticide regulation.

#### **AGRICULTURAL USE REQUIREMENT**

Use this product only in accordance with its labeling and with the Worker Protection Standard, 40 CFR part 170. This standard contains requirements for the protection of agricultural workers on farms, forests, nurseries and greenhouses, and handlers of agricultural pesticides. It contains requirements for training, decontamination, notification and emergency assistance. It also contains specific instructions and exceptions pertaining to the statements on this label about personal protective equipment (PPE) and restricted entry intervals. The requirements in this box only apply to uses of this product that are covered by the Worker Protection Standard.

Do not enter or allow worker entry into treated areas during the restricted entry interval (REI) of 12 hours. Exception: If the product is soil-injected or soil-incorporated, the Worker Protection Standard, under certain circumstances, allows workers to enter the treated area if there will be no contact with anything that has been treated.

PPE required for early entry to treated areas that is permitted under the Worker Protection Standard and that involves contact with anything that has been treated, such as plants, soil, or water, is: coveralls, shoes plus socks, and chemical-resistant gloves made of barrier laminate, nitrile rubber ≥ 14 mils, neoprene rubber ≥ 14 mils, or viton ≥ 14 mils.

#### **NON-AGRICULTURAL USE REQUIREMENT**

The requirements in this box apply to uses of this product that are NOT within the scope of the Worker Protection Standard for agricultural pesticides (40 CFR part, 170). The WPS applies when this product is used to produce agricultural plants on farms, forests, nurseries or greenhouses.

Do not enter or allow others to enter until sprays have dried.

#### **PRODUCT INFORMATION AND RESTRICTIONS**

Actylis Atrazine 4L herbicide will control many annual broadleaf and grass weeds in corn, sorghum, sugarcane and certain other crops specified on this label.

**Actylis Atrazine 4L Applied Alone - Corn, Grain Sorghum and other crops specified on this label.\***

**Preplant Surface-Applied, Preplant Incorporated, or Preemergence  
(or Postemergence at 4 pts./A of Actylis Atrazine 4L with Oil)**

**Broadleaf and Grass Weeds Controlled**

Annual Morningglory	Barnyardgrass (watergrass)***	Cocklebur**
Giant Foxtail**	Green Foxtail***	Groundcherry
Kochia	Lambsquarters	Large (hairy) Crabgrass**
Mustards	Nightshade	Pigweed
Purslane	Ragweed	Sicklepod**
Velvetleaf**	Wild Oats	Witchgrass (Panicum Yellow capillare)***
Foxtail***	Henbit	Seedling Dock
Annual Thistle	Annual bluegrass	Burclover
Carpet Burweed	Chickweed	Corn speedwell
Hop Clover	Spurweed	

**Postemergence with Emulsifiable Oil or Oil Concentrate in Water (at 2.4 pts./A of Actylis Atrazine 4L)**

**Broadleaf Weeds Controlled**

Annual Morningglory	Cocklebur	Jimsonweed
Lambsquarters	Mustard	Pigweed
Ragweed	Smartweed	Wild Buckwheat
Velvetleaf***		

\*Where there are state/local requirements regarding atrazine use (including lower maximum rates and/or higher setbacks) which are different from label, the more restrictive/protective requirements apply. Certain states may have established rate limitations within specific geographical areas. Consult your state lead pesticide control agency for additional information. It is a violation of this label to deviate from state use regulations.

\*\*Partial control only

\*\*\*Partial control only on medium- and fine-textured soils.

Atrazine may be applied before or after weeds emerge. The continuous use of Actylis Atrazine 4L and other triazines may cause the development of biotypes of grasses and broadleaf weeds that cannot be effectively controlled by this and related herbicides. Where this is known or suspected and weeds controlled by Actylis Atrazine 4L are expected to be present along with resistant biotypes, Actylis Atrazine 4L should be either tank mixed or used in sequence with a herbicide approved for use with triazine which is not in the triazine class of chemicals. If only resistant biotypes are expected to be present, use a registered non-triazine herbicide. Read and follow all directions for use and precautions on the labels of products to be tank mixed with atrazine. Consult your state Extension Service for specific recommendations for your area.

It is the pesticide user's responsibility to ensure that all products are registered for the intended use. Read and follow the applicable restrictions and limitations and directions for use on all product labels involved in tank mixing. Users must follow the most restrictive directions for use and precautionary statements of each product in the tank mixture.

In each case where a range of rates is given, the lower rate should be used on coarse-textured soils and soils low in organic matter, and the higher rate should be used on fine-textured soils and soils high in organic matter. Since atrazine acts mainly through root absorption, its effectiveness depends on rainfall or irrigation to move it into the root zone. Should weeds develop, a shallow cultivation or rotary hoeing will generally result in better weed control.

Actylis Atrazine 4L is nonflammable, noncorrosive to equipment and metal surfaces, and has low electrical conductivity.

Care should be taken to avoid using atrazine where adjacent desirable trees, shrubs or plants may be injured. Avoid using near adjacent desirable plants or in greenhouses, or injury may occur.

**Note:** Actylis does not recommend the use of Actylis Atrazine 4L in combination with other herbicides or oils, except as specifically described on this label.

**RESTRICTIONS:**

- Sale, use, or distribution of Actylis Atrazine 4L is prohibited in Nassau and Suffolk counties in the state of New York.
- Not for use in the states of Hawaii or Alaska, or in the U.S. territories (Puerto Rico, Guam, American Samoa, the U.S. Virgin Islands, and the North Mariana Islands).
- Use on Roadsides; Conservation Reserve Program (CRP) land; Conifers, including Christmas Tree plantings; Timber; Forestry; and, Miscanthus and other perennial bioenergy crops is prohibited.
- Do not apply atrazine and propazine products to the same sorghum acre.
- Use of mechanically pressurized handguns for treatment to macadamia nuts, sweet corn and guava is prohibited.
- **Chemigation Prohibition:** Do not apply Actylis Atrazine 4L through any type of irrigation system.
- When tank-mixing or sequentially applying atrazine or products containing atrazine to corn or sorghum, the total pounds of atrazine applied (lbs ai/A) must not exceed 2.5 lbs ai/A/year.

- When tank-mixing or sequentially applying atrazine or products containing atrazine to corn or sorghum, do not exceed an application rate of 2.0 pounds active ingredient of atrazine per acre for any single application and the total pounds of atrazine applied (lbs ai/A) must not exceed 2.5 pounds active ingredient per year.
- When tank-mixing or sequentially applying atrazine or products containing atrazine to crops other than corn or sorghum, the total pounds of atrazine applied (lbs ai/A) must not exceed the specific seasonal rate limits as noted in the use directions.
- Users must only apply to fallow land in the following states according to the prescribed rotation pattern in the table below:

Fallow Rotation Pattern	Fallow Use Authorized in these States only
Wheat-Corn-Fallow	CO, KS, ND, NE, SD & WY
Wheat-Fallow	CO, KS, ND, NE, SD & WY
Wheat-Sorghum-Fallow	AR, CO, GA, IL, KS, LA, MS, MO, NE, NM, NC, OK, SD & TX

#### WEED RESISTANCE MANAGEMENT

For resistance management, Actylis Atrazine 4L contains a Group 5 herbicide – atrazine. Any weed population may contain or develop plants naturally resistant to Actylis Atrazine 4L and other Group 5 herbicides. The resistant biotypes may dominate the weed population if these herbicides are used repeatedly in the same field. Appropriate resistance management strategies should be followed.

To delay herbicide resistance, take one or more of the following steps:

- Rotate the use of Actylis Atrazine 4L or other Group 5 herbicides within a growing season sequence or among growing seasons with different herbicide groups that control the same weeds in a field.
- Use tank mixtures with herbicides from a different group if such use is permitted; where information on resistance in target weed species is available, use the less resistance-prone partner at a rate that will control the target weed(s) equally as well as the more resistance-prone partner. Consult your local extension service or certified crop advisor if you are unsure as to which active ingredient is currently less prone to resistance.
- Adopt an integrated weed-management program for herbicide use that includes scouting and uses historical information related to herbicide use and crop rotation, and that considers tillage (or other mechanical control methods), cultural (e.g., higher crop seeding rates; precision fertilizer application method and timing to favor the crop and not the weeds), biological (weed-competitive crops or varieties) and other management practices.
- Fields should be scouted prior to application to identify the weed species present and their growth stage to determine if the intended application will be effective.
- Scout after herbicide application to monitor weed populations for early signs of resistance development. Indicators of possible herbicide resistance include:
  - (1) Failure to control a weed species normally controlled by the herbicide at the dose applied, especially if control is achieved on adjacent weeds;
  - (2) A spreading patch of non-controlled plants of a particular weed species;
  - (3) Surviving plants mixed with controlled individuals of the same species.

If resistance is suspected, prevent weed seed production in the affected area by an alternative herbicide from a different group or by a mechanical method such as hoeing or tillage. Prevent movement of resistant weed seeds to other fields by cleaning harvesting and tillage equipment when moving between fields, and planting clean seed.

- If a weed pest population continues to progress after treatment with Actylis Atrazine 4L, discontinue use of Actylis Atrazine 4L, and switch to another management strategy or herbicide with a different mode of action, if available.
- Contact your local extension specialist, certified crop advisors, and/or **Actylis** representative for pesticide resistance management and/or integrated weed management recommendations for specific crops and resistant weed biotypes.
- For further information or to report suspected resistance, contact your **Actylis** representative.

#### APPLICATION PROCEDURES

Spray equipment configuration should be arranged to provide accurate and uniform coverage of the target area and minimize potential for spray drift. To ensure accuracy, calibrate sprayer before each use. For information on spray equipment and calibration, consult spray equipment manufacturers and/or state recommendations.

**Ground Application:** Use conventional ground sprayers equipped with nozzles that provide accurate and uniform application. Provide sufficient hydraulic agitation during mixing and application to keep the material in suspension. Unless otherwise specified, use a minimum of 5–10 gallons of water per acre for preplant incorporated, pre-emergence and post (with or without oil or surfactant) applications. See the **Spray Drift Management** section for spray drift management requirements and spray drift advisories. When an adjuvant is to be used with Actylis Atrazine 4L, **Actylis** recommends the use of a Chemical Producers and Distributors Association certified adjuvant.

For band applications, calculate the amount to be applied per acre as follows:

$\frac{\text{Band width in inches}}{\text{Row width in inches}} \times \text{Rate/A for broadcast treatment} = \text{Amount needed for band treatment}$

**Aerial Application:** For preplant and pre-emergence broadcast treatments, apply at a 1:1 ratio Actylis Atrazine 4L to water (Example: Recommendation calls for 1 quart of product and is mixed with 1 quart of water) to be applied per acre. For postemergence treatments on corn and sorghum, apply the specified rate of Actylis Atrazine 4L plus oil in a minimum of 2 gallons of water per acre.

Avoid applications under conditions where uniform coverage cannot be obtained or where excessive spray drift may occur. See the **Spray Drift Management** section for spray drift management requirements and spray drift advisories. The above water volumes are the minimum to be applied per acre.

#### SPRAY DRIFT MANAGEMENT

Where states have more stringent regulations, they must be observed.

##### MANDATORY SPRAY DRIFT MANAGEMENT

###### Aerial Applications:

- Do not release spray at a height greater than 10 ft above the ground or vegetative canopy, unless a greater application height is necessary for pilot safety.
- Applicators are required to use a coarse or coarser droplet size (ASABE S572).
- If the windspeed is 10 miles per hour or less, applicators must use 1/2 swath displacement upwind at the downwind edge of the field. When the windspeed is between 11-15 miles per hour, applicators must use 3/4 swath displacement upwind at the downwind edge of the field.
- Do not apply when wind speeds exceed 15 mph at the application site. If the windspeed is greater than 10 mph, the boom length must be 65% or less of the wingspan for fixed wing aircraft and 75% or less of the rotor diameter for helicopters. Otherwise, the boom length must be 75% or less of the wingspan for fixed-wing aircraft and 90% or less of the rotor diameter for helicopters.
- User must maintain a 150 foot (46 meter) in-field downwind buffer (in the direction in which the wind is blowing) from the edge of streams and rivers, as well as high-tide line for all estuarine/marine environments.
- Do not apply during temperature inversions.

###### Ground Boom Applications:

- User must only apply with the release height recommended by the manufacturer, but no more than 4 feet above the ground or crop canopy.
- Applicators are required to use a coarse or coarser droplet size (ASABE S572).
- Do not apply when wind speeds exceed 10 miles per hour at the application site.
- User must maintain a 15 foot (4.6 meter) in-field downwind buffer (in the direction in which the wind is blowing) from the edge of streams and rivers, as well as high-tide line for all estuarine/marine environments.
- Do not apply during temperature inversions.

###### Boomless Ground Applications:

- Applicators are required to use a coarse or coarser droplet size (ASABE S572).
- Do not apply when wind speeds exceed 10 miles per hour at the application site.
- User must maintain a 15 foot (4.6 meter) in-field downwind buffer (in the direction in which the wind is blowing) from the edge of streams and rivers, as well as high-tide line for all estuarine/marine environments.
- Do not apply during temperature inversions.

#### SPRAY DRIFT ADVISORIES

THE APPLICATOR IS RESPONSIBLE FOR AVOIDING OFF-SITE SPRAY DRIFT. BE AWARE OF NEARBY NON-TARGET SITES AND ENVIRONMENTAL CONDITIONS.

##### **Importance of Droplet Size**

An effective way to reduce spray drift is to apply large droplets. Use the largest droplets that provide target pest control. While applying larger droplets will reduce spray drift, the potential for drift will be greater if applications are made improperly or under unfavorable environmental conditions.

##### **Controlling Droplet Size – Ground Boom**

- **Volume** – Increasing the spray volume so that larger droplets are produced will reduce spray drift. Use the highest practical spray volume for the application. If a greater spray volume is needed, consider using a nozzle with a higher flow rate.
- **Pressure** – Use the lowest spray pressure recommended for the nozzle to produce the target spray volume and droplet size.
- **Spray Nozzle** – Use a spray nozzle that is designed for the intended application. Consider using nozzles designed to reduce drift.

##### **Controlling Droplet Size – Aircraft**

- **Adjust Nozzles** – Follow nozzle manufacturers' recommendations for setting up nozzles. Generally, to reduce fine droplets, nozzles should be oriented parallel with the airflow in flight.

##### **Boom Height – Ground Boom**

For ground equipment, the boom should remain level with the crop and have minimal bounce.

##### **Release Height - Aircraft**

Higher release heights increase the potential for spray drift.

##### **Boomless Ground Applications**

Setting nozzles at the lowest effective height will help to reduce the potential for spray drift.

### Handheld Technology Applications

Take precautions to minimize spray drift.

#### Shielded Sprayers

Shielding the boom or individual nozzles can reduce spray drift. Consider using shielded sprayers. Verify that the shields are not interfering with the uniform deposition of the spray on the target area.

#### Temperature and Humidity

When making applications in hot and dry conditions, use larger droplets to reduce effects of evaporation.

#### Temperature Inversions

Drift potential is high during a temperature inversion. Temperature inversions are characterized by increasing temperature with altitude and are common on nights with limited cloud cover and light to no wind. The presence of an inversion can be indicated by ground fog or by the movement of smoke from a ground source or an aircraft smoke generator. Smoke that layers and moves laterally in a concentrated cloud (under low wind conditions) indicates an inversion, while smoke that moves upward and rapidly dissipates indicates good vertical air mixing.

#### Wind

Drift potential generally increases with wind speed. AVOID APPLICATIONS DURING GUSTY WIND CONDITIONS. Applicators need to be familiar with local wind patterns and terrain that could affect spray drift.

#### Sensitive Areas

The pesticide should only be applied when the potential for drift to adjacent sensitive areas (e.g. residential areas, bodies of water, known habitats for threatened or endangered species, non-target crops) is minimal (e.g. when wind is blowing away from the sensitive areas).

**Actylis Atrazine 4L in Water Applications:** Actylis Atrazine 4L, a liquified formulation, should be mixed with water and applied as a spray. Pour Actylis Atrazine 4L into the tank during or after filling. Hydraulic (jet) or mechanical agitation is recommended during mixing and application to keep the material in suspension. All return lines to the tank must discharge below liquid level and agitation should not be so violent as to cause air bubbles to form in the liquid. Wash sprayer thoroughly after use.

**Actylis Atrazine 4L in Liquid Fertilizer Application:** Nitrogen solutions or complete liquid fertilizers may replace all or part of the water as a carrier for pre-emergence, preplant incorporated, or preplant surface ground application on corn and sorghum. Mixing needs to be accomplished as described under "Water Application." Do not apply in nitrogen solution to complete liquid fertilizer after corn or sorghum emerges or crop injury may occur. Check the compatibility of Actylis Atrazine 4L with liquid fertilizer and/or nitrogen solution, as shown below, before use.

**Compatibility Test:** Always check compatibility of liquid fertilizers with herbicide(s) each time before use. Be especially careful when using complete suspension or fluid fertilizers as serious compatibility problems are more likely to occur. Commercial application equipment may improve compatibility in some instances. The following test assumes a spray volume of 25 gal./A. For other spray volumes, make appropriate changes in the ingredients.

#### Check compatibility using this procedure:

1. Add 1 pt. of fertilizer to each of two (2) 1-qt. jars with tight lids.
2. To one of the jars, add 1/4 tsp. or 1.2 milliliters of a compatibility agent (1/4 tsp. in 1 pt. is equivalent to 2 pts. per 100 gals. of spray). Shake or stir gently to mix.
3. To both jars add the appropriate amount of herbicide (see below). If more than one herbicide is used, add them separately (dry herbicides first, flowables next and emulsifiable concentrates last). After each addition, shake or stir gently to thoroughly mix. The appropriate amount of herbicide for this test is:  
Dry herbicides - For each 1 lb. per acre rate, add 1.5 level tsp. to each jar.  
Liquid herbicides - For each 1 pt. per acre rate, add 0.5 tsp. (2.5 ml.) to each jar.
4. After adding all ingredients, put lids on tightly and invert each jar 10 times to mix. Let the mixtures stand 15 minutes and then look for separation, large flakes, precipitates, gels, heavy oil film on the jar, or other signs of incompatibility. Determine if the compatibility agent is needed in the spray mixture by comparing the two jars. If either mixture separates but can be remixed readily, the mixture can be sprayed as long as good agitation is used. If the mixtures are incompatible, try adding half the compatibility agent to the fertilizer and half to the herbicide, before combining the herbicide and fertilizer. If incompatibility is still observed, do not use mixture.

**Actylis Atrazine 4L Applications in Water plus Emulsifiable Oil or Oil Concentrate:** The addition of emulsifiable oil (petroleum-derived, petroleum-derived oil concentrate, or single or mixed crop derived oil concentrate) to post emergence water-based sprays in corn and sorghum may improve weed control. However, under certain conditions, the use of either type of oil may seriously damage corn or sorghum. To minimize the possibility of damage, follow the directions, procedures and precautions given below.

#### Use one of the following properly emulsified:

A suitable oil concentrate containing at least 1%, but not more than 20%, suitable emulsifier or surfactant blend.

A petroleum derived oil containing at least 1% suitable emulsifier.

**Note:** In the event of a compatibility problem when mixing oil with Actylis Atrazine 4L and water, a compatibility agent should be used. Any of the above oils contaminated with water or other materials can cause compatibility problems and/or crop injury.

#### MIXING PROCEDURES - ALL USES

- 1) Thoroughly clean sprayer prior to use. Do not use sprayer contaminated with 2,4-D or other materials as crop damage or sprayer clogging may result.
- 2) Fill spray tank one-fourth full with clean water, nitrogen solution or complete liquid fertilizer.
- 3) With the agitation system in operation, such that there is a rippling or rolling action on the liquid surface, add the atrazine. Continue filling tank with water, nitrogen solution, or complete liquid fertilizer, until 90% full. Increase agitation if necessary to maintain surface action.
- 4) Add emulsifiable oil, oil concentrate, or tank mix herbicides last, after Actylis Atrazine 4L is thoroughly suspended. Finish filling tank.
- 5) Empty the tank as completely as possible before refilling to prevent a buildup of oil or emulsifiable concentrate residue in the tank. Keep the agitation system in operation to avoid separation of materials in any mixture remaining in the tank.
- 6) If an oil or emulsifiable concentrate film starts to build up in the tank, drain the tank and clean out with a strong detergent solution or solvent.
- 7) Clean the sprayer thoroughly immediately after using by flushing the system with water containing a detergent.

#### ROTATIONAL CROP DIRECTIONS - ALL USES

- 1) Land treated with Actylis Atrazine 4L must not be planted to any crop except corn or sorghum until the following year or injury may occur.
- 2) If atrazine is applied after June 10, do not rotate with crops other than corn or sorghum the next year or crop injury may occur.
- 3) In the High Plains and Intermountain areas of the West where rainfall is sparse and erratic or where irrigation is required, use Actylis Atrazine 4L only when corn or sorghum is to follow corn or sorghum, or a crop of untreated corn or sorghum is to precede other rotational crops.
- 4) In western Minnesota, eastern parts of the Dakotas, Nebraska and Kansas, corn or sorghum treated with Actylis Atrazine 4L must not be followed with soybeans if the broadcast rate applied was more than 4 pints per acre (or comparable rate in a band) or soybean injury may occur.
- 5) Injury may occur to soybeans planted the year following an atrazine application on soils having a calcareous surface layer.
- 6) Do not plant sugarbeets, tobacco, vegetables (including dry beans), spring-seeded small grains, or small-seeded legumes and grasses the year following an atrazine application or injury may occur.

#### CORN

**ACTYLIS ATRAZINE 4L ALONE:** Apply either before planting, at planting or after planting as indicated below. For soil applications prior to crop emergence (i.e., early preplant, preplant incorporated, preplant surface, at planting or preemergence) see Table 1. Use of mechanically pressurized handguns for treatment to sweet corn is prohibited.

**Preplant Surface-Applied (Broadleaf and Grass Control):** Use on medium- and fine-textured soil with minimum-tillage or no tillage systems only in CO, IL, IN, IA, KS, KY, MN, MO, MT, NE, ND, SD, WI and WY. Apply the specified rate of Actylis Atrazine 4L shown in Table 1 up to 45 days prior to planting. On coarse textured soils, do not apply more than two weeks prior to planting. If an unsatisfactory length of weed control results from adverse environmental conditions following early treatment, a follow-up application of an appropriately labeled herbicide may be used. If the follow-up treatment includes atrazine, do not exceed the labeled rate for corn indicated in Table 1.

If weeds are present at the time of treatment, apply in a tank mix combination with a contact herbicide (For example, Paraquat dichloride or Glyphosate). Observe directions for use, precautions and restrictions on the label of the contact herbicide.

**Note:** To the extent possible, do not move treated soil out of the row or move untreated soil to the surface during planting, or weed control will be diminished.

**Preplant Incorporated (Broadleaf and Grass Control):** Broadcast in the spring after plowing at the rate indicated in Table 1. Application may be made before, during or after final seedbed preparation. If soil is tilled or worked after application, avoid deep incorporation of Actylis Atrazine 4L. Best results have been obtained when Actylis Atrazine 4L is applied within two weeks prior to planting.

**Preemergence or At-Planting (Broadleaf and Grass Control):** Apply during or shortly after planting prior to weed emergence at the rate indicated in Table 1.

**Postemergence (Broadleaf and Grass Control):** Apply before weeds exceed 1.5 inches in height and before corn reaches 12 inches in height. For postemergence applications, if there has been no previous soil application to that crop, the maximum rate is 2 pounds a.i./A. If there has been a previous soil application to that crop, do not exceed a total of 2.5 pounds a.i./A per calendar year. Apply at the rate indicated in Table 1.



**Table 1 - For Control of Broadleaves and Grasses in Corn\***

**FOR ALL SOIL APPLICATIONS PRIOR TO CROP EMERGENCE**

**On Highly Erodible Soils**

If conservation tillage is practiced, resulting in at least 30% of the soil covered with plant residues at planting, apply a maximum of 2 pounds a.i./A (4 pts./A of Actylis Atrazine 4L) as a broadcast spray.

If less than 30% of the soil is covered by plant residue at planting, a maximum of 1.6 pounds a.i./A (3.2 pts./A of Actylis Atrazine 4L) may be applied.

**On Soils That Are Not Highly Erodible**

Apply 4 pts./A of Actylis Atrazine 4L (2 lbs ai/A maximum) as a broadcast spray.

**FOR POSTEMERGENCE APPLICATION**

Post-emergent applications to corn must be made before the crop reaches 12 inches in height. If no atrazine was applied prior to corn emergence, apply a maximum of 4 pts./A of Actylis Atrazine 4L broadcast (2 lbs ai/A). If a postemergence treatment is required following an earlier herbicide application, the total atrazine applied may not exceed 2.5 lbs. active ingredient (5 pts. of Actylis Atrazine 4L) per acre per calendar year.

\*For preplant or preemergence applications (western Kansas, western Nebraska, eastern Colorado, eastern Wyoming, New Mexico, western Texas and the Panhandle of Oklahoma): On sand, loamy sand, sandy loams, mild to strong alkaline soils and all recently leveled soils, apply no more than 2.4 pints per acre for broadleaf weed control, either preplant surface, preplant surface incorporated, or preemergence. Many broadleaf weeds including pigweed, lambsquarters, nightshade, purslane and kochia will be controlled. On other soil types in the areas above, make applications at the rate shown in Table 1 for broadleaf and grass control.

Where there are state/local requirements regarding atrazine use (including lower maximum rates and/or higher set-backs) which are different from the label, the more restrictive/protective requirements must be followed. Certain states may have established rate limitations within specific geographical areas. Consult your state lead pesticide control agency for additional information. It is a violation of this label to deviate from state use regulations.

**Actylis Atrazine 4L plus Emulsifiable Oil or Oil Concentrate in Water Applications to Corn.**

**Postemergence Broadleaf Weed Control with Actylis Atrazine 4L plus Emulsifiable Oil or Oil Concentrate in Water:**

Broadcast 2.4 pints per acre for control of many broadleaf weeds including annual morningglory, cocklebur, lambsquarters, mustard, pigweed, ragweed, smartweed and wild buckwheat. Application should be made before pigweed and lambsquarters reach 6 inches in height and before all other weeds reach 4 inches in height and before corn reaches 12 inches in height. Add emulsifiable oil at the rate of 1 gallon per acre for ground applications and one-half gallon per acre for aerial applications. A cultivation may be necessary if all weeds are not controlled or if regrowth of weeds occur.

**Postemergence Broadleaf and Grass Weed Control with Actylis Atrazine 4L plus Emulsifiable Oil or Oil Concentrate in Water:**

Broadcast 4 pints per acre after weed emergence, but before weeds reach 1.5 inches in height and before corn reaches 12 inches in height. Add the following volume of one of the type oils indicated for aerial or ground application unless the oil label specifies otherwise.

Type Oil	Ground Application	Aerial Application
Oil Concentrate (crop or petroleum-derived)	1 qt./A	1/2-1 qt./A
Petroleum-derived oil	1 gal./A	2 qts./A

**Note:** Crop-derived or petroleum-derived oil concentrates should contain at least 1%, but no more than 20% suitable emulsifier or surfactant blend. Petroleum-derived oil should contain at least 1% suitable emulsifier.

**Precautions for Applications of Actylis Atrazine 4L plus Emulsifiable Oil in Water to Corn:**

- (1) Do not use oils in sprays when treating inbred lines or any breeding stock as severe injury may occur.
- (2) Adding other insecticides, herbicides, liquid fertilizers or other materials is not recommended with atrazine and emulsifiable oil in water because they may cause compatibility problems or crop injury.
- (3) Store and handle emulsifiable oil carefully. Oil contaminated with even a small amount of water may not emulsify properly when added to the tank.
- (4) Do not use oil in atrazine sprays when crop is under stress from prolonged cold, wet weather, poor fertility, or other factors, or when crop is wet and succulent from recent rainfall, as crop injury may occur.
- (5) To avoid crop injury, **DO NOT** apply when crop is under stress from prolonged cold, wet weather, poor fertility, or other factors, or when crop is wet and succulent from recent rainfall.

**Restrictions for Applications of Actylis Atrazine 4L plus Emulsifiable Oil in Water to Corn:**

- (1) **DO NOT** apply more than 5 pts. (2.5 lbs. a.i.) of Actylis Atrazine 4L per acre per calendar year.
- (2) Post-emergence applications to corn must be made before crop reaches 12" in height.

**Tank Mixtures with Actylis Atrazine 4L on Corn:**

Actylis Atrazine 4L may be tank mixed with these herbicides for control of certain broadleaf and grass weeds in corn:

S-Metolachlor brands  
S-Metolachlor brands + Paraquat brands  
S-Metolachlor brands + Glyphosate brands  
S-Metolachlor brands + Simazine  
S-Metolachlor brands + Simazine + Paraquat brands  
S-Metolachlor brands + Simazine + Glyphosate brands  
Propachlor  
Alachlor  
Alachlor + Glyphosate brands  
Alachlor + Paraquat brands  
Paraquat brands  
Simazine  
Simazine + Paraquat brands

Use tank mix directions appearing on the labels of the above herbicides when tank mixing with Actylis Atrazine 4L. Observe all precautions and limitations on labeling of products used in a particular tank mix.

**Actylis Atrazine 4L plus Paraquat dichloride:** For control of existing vegetation and residual control where corn will be planted directly into a cover crop, established sod or in previous crop residues: Broadcast 4 pints Actylis Atrazine 4L and the labeled rate of Paraquat dichloride per acre in 20-60 gallons of water per acre. Add 8 ounces of nonionic surfactant per 100 gallons of dilute spray. Add Actylis Atrazine 4L to spray tank first and thoroughly mix with water. Add the paraquat and surfactant last. Refer to Paraquat dichloride label for further directions, limitations and cautions.

**Actylis Atrazine 4L plus Alachlor:** Use a tank-mixture of Actylis Atrazine 4L plus Alachlor for the control of many annual broadleaf and grass weeds in corn (field and silage corn only) including annual morningglory, barnyardgrass, black nightshade, Brachiaria, buttonweed (velvetleaf), carpetweed, cocklebur, crabgrass, fall panicum, Florida pusley, giant foxtail, green foxtail, yellow foxtail, goosegrass, lambsquarters, pigweed, purslane, mustard, common ragweed, smartweed and witchgrass.

Make applications at the rates indicated in Table 2. For preplant applications, apply within 7 days of planting and incorporate to a depth of 2-3 inches. For preemergence applications, apply to the soil surface after planting, but before the crop or weeds emerge. For postemergence treatments, make applications until weeds reach the 2-leaf stage, and the corn is no more than 3 inches tall.

**Table 2. Tank Mixtures of Actylis Atrazine 4L plus Alachlor on Corn (Field and Silage Only)**

Broadcast Rate Per Acre				
Less than 3% organic matter			More than 3% organic matter	
Soil Texture	Actylis Atrazine 4L (pts./A)	Alachlor	Actylis Atrazine 4L (pts./A)	Alachlor
Light sandy soils	2 (1 lb. a.i.)	See product label	2 (1 lb. a.i.)	See product label
Silt loam soils	2-2.4 (1-1.2 lb. a.i.)	See product label	2-2.4 (1-1.2 lb. a.i.)	See product label
Heavy clay soils	2.4-3.2 (1.2- 1.6 lb. a.i.)	See product label	2.4-3.2 (1.2- 1.6 lb. a.i.)	See product label

**NOTE:** Apply in a minimum of 20 gallons of water per acre. Non-pressure fluid fertilizer may replace all or part of the water used as a carrier for application applied to the soil surface before crop emerges. Add the Actylis Atrazine 4L to the spray tank first and thoroughly mix with water. Add the Alachlor last.

At least 12 weeks must elapse following treatment with Actylis Atrazine 4L plus Alachlor before immature corn forage can be harvested or fed to cattle. Refer to the Alachlor label for further directions, limitations and cautions.

**Simazine:** In addition to the weeds listed under PRODUCT DIRECTIONS for CORN, this combination also controls crabgrass, fall panicum, and carpetweed. Broadcast tank mix before planting, at planting or after planting, but before crop and weeds emerge, at rates in Table 2A. Use the 1:1 ratio for control of most weeds. Use the 1:2 ratio for expected heavy infestations of crabgrass and fall panicum. Cultivate shallowly if weeds develop.

**Preplant Surface-Applied:** Use on medium and fine-textured soils with minimum tillage or no tillage systems only in CO, IA, IL, IN, KS, KY, MN, MO, MT, ND, NE, SD, WI and WY. Apply the specified rate of Actylis Atrazine 4L and Simazine shown in Table 2A up to 45 days prior to planting. Refer to the ACTYLIS ATRAZINE 4L ALONE section for information if weeds should develop following early treatment. On coarse-textured soils, do not apply more than 2 weeks prior to planting. Refer to the ACTYLIS ATRAZINE 4L ALONE, preplant surface-applied section under CORN for additional details. If weeds are present at the time of treatment, apply in a tank mix combination with a contact herbicide such as a paraquat product or glyphosate. Observe directions for use, precautions, and restrictions on the label of the contact herbicide.

**Note:** To the extent possible, do not move treated soil out of the row or move untreated soil to the surface during planting, or weed control will be diminished.

**Preplant Incorporated:** Apply to the soil and incorporate in the spring before, during, or after final seedbed preparation. Avoid deep incorporation. For best results, apply within 2 weeks prior to planting.

**Preemergence:** Apply during or shortly after planting, but before crop and weeds emerge. Refer to CORN section of this label and to Simazine labels for further directions, limitations, and precautions.

**Table 2A. Tank Mixtures with Simazine for Weed Control in Corn**

Broadcast Rate Per Acre				
		1:1 Ratio*	1:2 Ratio**	
Soil Texture	Actylis Atrazine 4L (pts./A)	Simazine	Actylis Atrazine 4L (pts./A)	Simazine
Sand, loamy sand, sandy loam	2 (1 lb. a.i.)	See product label	1.32 (0.66 lb. a.i.)	See product label
Loam, silt loam, silt, clay loam, sandy clay loam, silty clay loam, sandy clay, or silty clay with low organic matter	2.4 (1.2 lb. a.i.)	See product label	1.6 (0.8 lb. a.i.)	See product label
Loam, silt loam, silt, clay loam, sandy clay loam, silty clay loam, sandy clay, or silty clay with medium to high organic matter, and clay (including dark prairie soils of the Corn Belt)	3 (1.5 lb. a.i.)	See product label	1.92 (0.96 lb. a.i.)	See product label

\*For control of most weeds.

\*\*For control of expected heavy infestations of crabgrass and fall panicum.

**Actylis Atrazine 4L plus Simazine plus Glyphosate brands:** Use as a tank mixture for preemergence and postemergence control of certain broadleaf and grass weeds where corn will be planted directly into a cover crop, established sod, or in previous crop residues. Refer to the Glyphosate brands label for all directions, weeds controlled, precautions and limitations.

**Actylis Atrazine 4L plus Simazine plus Paraquat brands:** Use as tank mixture with Simazine and Paraquat brand to kill existing vegetation and for residual weed control where corn will be planted directly into a cover crop, established sod, or previous crop residues. Add Actylis Atrazine 4L and Simazine to water in spray tank, agitating until thoroughly mixed. Then add Paraquat brand or Paraquat dichloride and a nonionic surfactant. Continue agitation during application. Broadcast 2-4 pts. of Actylis Atrazine 4L plus label rate of Simazine plus the labeled rate of Paraquat brand for this tank mixture, in 20-60 gallons of water per sprayed acre. Apply before, during or after planting, but before the corn emerges. Add 0.5 pts. of a nonionic surfactant per 100 gallons of spray mixture. Use the higher rate of Paraquat brand specified on the label if existing vegetation is 4-6 inches tall. This mixture will not control weeds taller than 6 inches. Refer to further limitations and precautions on the label for Actylis Atrazine 4L, Simazine and Paraquat brand or Paraquat dichloride.

**Precautions for all Applications to Corn:**

- (1) Following harvest, plow (moldboard or disk-plow) and thoroughly till soil in fall or spring to minimize possible injury to spring-seeded rotational crops, regardless of rate used.

**Restrictions for all Applications to Corn:**

- (1) To avoid crop injury and illegal residues, **DO NOT** apply more than 5 pts. (2.5 lbs. a.i.) of Actylis Atrazine 4L per acre per calendar year.
- (2) Pre-harvest interval (PHI): When tank-mixing or sequentially, **DO NOT** graze or feed forage from treated areas for 60 days for field corn, and 45 days for sweet corn, following application or illegal residues may result. Do not graze treated areas for 21 days following application.
- (3) When tank-mixing or sequentially applying atrazine or products containing atrazine to corn, **DO NOT** exceed an application rate of 4 pts. (2 lbs. a.i.) per acre for any single application, and the total pounds of atrazine applied must not exceed 2.5 lbs. per acre per year.
- (4) When tank mixing or sequentially applying atrazine or products containing atrazine to crops other than corn or sorghum, the total pounds of atrazine must not exceed the specific seasonal rate limits as noted in the use directions.
- (5) **DO NOT** apply via mechanically pressurized handguns.

For postemergence applications plus emulsifiable oil, see additional precautions under that section of the label.

**SORGHUM AND SORGHUM-SUDAN HYBRIDS (GRAINS AND FORAGE TYPES)**

Actylis Atrazine 4L may be applied either before planting or after planting as indicated below. For soil applications prior to crop emergence (i.e., early preplant, preplant incorporated, preplant surface, at planting or pre-emergence), see Table 3. Do not apply atrazine and propazine products to the same sorghum acre.

**Preplant Incorporated (Broadleaf and Grass Control):** Broadcast in the spring after plowing at the rate indicated in Table 3. Application may be made before, during or after final seedbed preparation. If soil is tilled or worked after application, avoid deep incorporation of Actylis Atrazine 4L. For best results, apply within two weeks prior to planting.

**Preplant Surface Applied (Broadleaf and Grass Control):** Use on medium and fine textured soils with minimum tillage systems only in CO, IA, IL, IN, KS, KY, MN, MO, MT, ND, NE, SD, WI and WY. Apply the specified rate of Actylis Atrazine 4L shown in Table 3 up to 45 days prior to planting. If an unsatisfactory length of weed control results from adverse environmental conditions following early treatment, a follow-up application of appropriately labeled herbicide may be used. If the follow-up treatment includes atrazine, do not exceed the labeled rate for sorghum indicated in Table 3. Under dry conditions, irrigation after application is recommended to move atrazine into the soil. If weeds are present at time of treatment, apply in a tank mix combination with a contact herbicide such as Paraquat dichloride, or Glyphosate. Observe directions for use, precautions and restrictions on the label of the contact herbicide.

**Note:** To the extent possible, do not move treated soil out of the row or move untreated soil to the surface during planting or weed control will be diminished.

**Preemergence or At-Planting (Broadleaf and Grass Control):** Apply during or shortly after planting, but prior to weed or crop emergence at the rate indicated in Table 3.

**Postemergence (Broadleaf and Grass Control):** Apply at rate shown in Table 3 before weeds exceed 1.5 inches in height, and before sorghum is taller than 12 inches.

**Table 3. Broadleaf and Grass Weed Control in Sorghum 1)(2)**

**FOR ALL SOIL APPLICATIONS PRIOR TO CROP EMERGENCE**

**On Highly Erodible Soils**

If conservation tillage is practiced, leaving at least 30% of the soil covered with plant residues at planting, apply a maximum of 2 pounds a.i./A (4 pts./A of Actylis Atrazine 4L) as a broadcast spray.

If the soil coverage with plant residue is less than 30% at planting, a maximum of 1.6 pounds a.i./A (3.2 pts./A of Actylis Atrazine 4L) may be applied.

**On Soils Not Highly Erodible**

Apply 4 pts./A of Actylis Atrazine 4L (2 lbs. ai/A maximum) as a broadcast spray.

**FOR POSTEMERGENCE APPLICATION**

Post-emergent applications to sorghum must be made before the crop reaches 12 inches in height. If no atrazine was applied prior to sorghum emergence, apply a maximum of 4 pts./A of Actylis Atrazine 4L (2 lbs ai/A) broadcast.

If a postemergence treatment is required following an earlier herbicide application, the total atrazine applied may not exceed 2.5 lbs. active ingredient (5 pts. of Actylis Atrazine 4L) per acre per calendar year.

- (1) Actylis Atrazine 4L should not be applied preplant surface or preplant incorporated to sorghum grown in AL, AR, FL, GA, LA, MS, NC, NM, OK, SD, TN, or TX. Do not apply pre-emergence to sorghum grown in NM, OK, or TX, except in northeast OK and the TX Gulf Coast and Blacklands areas.
- (2) Where there are state/local requirements regarding atrazine use (including lower maximum rates and/or higher set-backs) which are different from the label, the more restrictive/protective requirements apply. Certain states may have established rate limitations within specific geographical areas. Consult your state lead pesticide control agency for additional information. It is a violation of this label to deviate from state use regulations.

In case of planting failure, sorghum or corn may be replanted into soil previously treated with Actylis Atrazine 4L. Do not make a second broadcast application or injury may occur. If Actylis Atrazine 4L is applied in a band and sorghum is replanted in the untreated row middles, Actylis Atrazine 4L can be applied in a band to the second planting provided the maximum application rate of 2.5 a.i./A per calendar year is not exceeded.

**Preemergence Broadleaf Weed Control in Furrow Irrigated, Bedded Sorghum (AZ and CA only):** For preemergence control of many broadleaf weeds, broadcast 1.6-2.4 pts./A of Actylis Atrazine 4L after bed preparation, during or after planting, but before sorghum and weeds emerge and before the first furrow irrigation. Follow with several regular irrigations, making sure to thoroughly wet all soil.

**Precautions for Preemergence Application to Furrow Irrigated Bedded Sorghum in AZ and CA:** To avoid possible sorghum injury, do not use on sand or loamy sand soil or on sorghum planted in furrows. Application to sorghum growing on alkali soils or where cuts, fills, or erosion have exposed calcareous or alkali subsoils may cause crop injury. In case of crop failure, do not replant sorghum for 8 months following application. Corn may be planted immediately.

**Postemergence Broadleaf Weed Control with Actylis Atrazine 4L plus Emulsifiable Oil or Oil Concentrate in Water:** Broadcast 2.4 pts./A of Actylis Atrazine 4L for control of broadleaf weeds including annual morningglory, cocklebur, lambsquarters, mustard, pigweed, ragweed, smartweed and wild buckwheat. Application should be made before pigweed and lambsquarters reach 6 inches in height and before all other weeds reach 4 inches in height. In CO, western KS, NM, OK, TX, and other desert regions of AZ and CA, apply when sorghum is 6-12 inches in height, but before it reaches the boot stage. In all other areas, apply after sorghum reaches 3-leaf stage and before it exceeds 12 inches in height. Add emulsifiable oil at the rate of 1 gallon of emulsifiable oil/A for ground applications and 0.5 gal./A for aerial applications. Add 1 qt./A of oil concentrate for ground application. A cultivation may be necessary if all weeds are not controlled or if regrowth of weeds occurs.

For a more complete list of the weeds controlled, see "Broadleaf and Grass Weeds Controlled with Atrazine Alone" under "PRODUCT INFORMATION."

**Precautions for Applications of Actylis Atrazine 4L plus Emulsifiable Oil in Water to Sorghum:** See precautions under "Precautions for Applications of Actylis Atrazine 4L plus Emulsifiable Oil in Water to Corn."

**Postemergence Broadleaf Weed Control with Actylis Atrazine 4L plus Surfactant (CO, western KS, NM, OK, TX, and desert regions of AZ and CA only):** Broadcast 2.4 pts./A Actylis Atrazine 4L plus .75 to 1.5 pts. of surfactant after sorghum reaches 6 inches in height, but before weeds reach 1.5 inches in height. Apply only on sandy loam and finer textured soils.

**Precautions for All Applications to Sorghum:**

- (1) Heavy rains immediately following application tend to result in excessive concentrations of herbicide in seed furrow, resulting in possible crop injury. Applications to furrow-planted sorghum should not be made until furrows are leveled (plowed in). Deep planter marks or seed furrows should also be leveled before application.
- (2) Application made to sorghum growing under stress caused by minor element deficiency or to sorghum growing on highly calcareous soils may result in crop injury.
- (3) Following harvest of a treated crop, plow (moldboard or disk-plow) and thoroughly till the soil in the fall or spring to minimize possible injury to rotational spring-seeded crops, regardless of rate used.
- (4) Crop injury may occur when this herbicide is either applied preplant incorporated or preemergence in conjunction with an at-planting systemic insecticide.
- (5) For all soil applications prior to crop emergence (except for preemergence use on bedded sorghum in AZ and CA), do not apply to coarse-textured soils, i.e., sand, sandy loam, or to medium- and fine-textured soils having less than 1% organic matter, or injury may occur.
- (6) Level deep planter marks or seed furrows before application.

**Restriction for All Applications to Sorghum:**

- (1) To avoid crop injury and illegal residues, **DO NOT** apply more than 5 pts. (2.5 lbs. a.i.) of Actylis Atrazine 4L per acre per calendar year.
- (2) **DO NOT** exceed a maximum single application rate of 4 pts. (2 lbs. a.i.) of Actylis Atrazine 4L and 3.2 pts. (1.6 lb. a.i.) of Actylis Atrazine 4L on highly erodible soils with < 30% soil cover with plant residues.
- (3) Pre-harvest interval (PHI): **DO NOT** graze or feed forage from treated areas for 60 days for pre-emergent sorghum, and 45 days for postemergent sorghum following application.
- (4) When tank-mixing or sequentially applying atrazine or products containing atrazine to sorghum, **DO NOT** exceed an application rate of 4 pts. (2 lbs. a.i.) per acre for any single application, and the total pounds of atrazine applied must not exceed 2.5 lbs. per acre per year.
- (5) **DO NOT** apply atrazine and propazine products to the same sorghum acre.
- (6) For all soil applications prior to crop emergence (except for pre-emergence use on bedded sorghum in Arizona and California), **DO NOT** apply to coarse-textured soils, i.e., sand, loamy sand, sandy loam, or to medium- and fine-textured soils having less than 1% organic matter, or injury may occur.
- (7) For post-emergence applications, **DO NOT** apply to sand or loamy sand, or injury may occur.
- (8) Do not graze or feed forage from treated areas for 60 days following a preemergence application or 45 days following a postemergence application, or illegal residues may result.
- (9) Do not apply to furrow-planted sorghum until furrows are leveled (plowed in).

**Rotational Crop Directions:** See "ROTATIONAL CROP DIRECTIONS - ALL USES"

**Tank Mixtures For Grain Sorghum**

**Dual 8E:** Use as a tank mixture with metolachlor for control of those weeds listed on the metolachlor label, as well as on this label. Use this tank mixture only on sorghum seed treated with Concep. Refer to the metolachlor label for all directions, precautions and limitations.

**WINTER WEED CONTROL IN TEXAS**

For postemergence control of winter weeds only, such as henbit, seedling dock, and annual thistle on fall bedded land in the Gulf Coast and Blacklands of Texas, apply 0.8-1 qt./A of Actylis Atrazine 4L postemergence to the weeds in November or December to land that will be planted to corn, grain sorghum or forage sorghum the following spring. For best results, add a suitable surfactant, at the rate of 0.5% of the spray volume, or an emulsifiable oil at the rate of 1.0% of the spray volume.

Normal weed control programs may be used in the following corn, grain sorghum, or forage sorghum crop.

**Note:** Do not plant any crops except corn, grain sorghum or forage sorghum the spring following this treatment, or illegal residues may result.

**CHEMICAL FALLOW**

Restriction:

- (1) For All Other Locations: **DO NOT** apply more than 4.5 pts. (2.25 lbs. a.i.) of c per acre for any application. **DO NOT** apply more than 1 application per year.

#### **ACTYLIS ATRAZINE 4L ALONE**

**Wheat-Sorghum-Fallow (For use only in AR, CO, GA, IL, KS, LA, MS, MO, NE, NM, NC, OK, SD & TX):** To control annual broadleaf and grass weeds following wheat harvest and in the following sorghum crop, when grown under minimum tillage, broadcast 4.5 pts./A of Actylis Atrazine 4L to wheat stubble immediately following wheat harvest. If weeds are present at application, remove them with a sweep plow or other suitable implement after application, or use an approved contact herbicide before or after application of Actylis Atrazine 4L. Plant sorghum into wheat stubble the following spring with minimum soil disturbance. Use a surface planter or a planter leaving a shallow furrow. If weeds are present at sorghum planting, remove them with a sweep plow or other suitable implement before planting. For the list of weeds controlled, see the list under "PRODUCT INFORMATION."

**Precautions for Weed Control in Chemical Fallow:** Use only on silt loam or finer textured soil, or crop injury may result.

#### **Restrictions-Wheat-Sorghum-Fallow:**

- (1) Wheat-Sorghum-Fallow cropping sequence must be followed.
- (2) **DO NOT** apply following sorghum harvest.
- (3) To avoid illegal residues, **DO NOT** graze or feed forage from treated area to livestock.
- (4) To avoid illegal residues, **DO NOT** plant any crop other than those on this label within 18 months following treatment.
- (5) For soils in North Dakota and South Dakota with a pH greater than 7.5: **DO NOT** apply more than 3 pts. (1.5 lbs. a.i.) of Actylis Atrazine 4L per acre for any application. **DO NOT** apply more than 1 application per year.
- (6) For soils in North Dakota and South Dakota with a pH of less than 7.5: **DO NOT** apply more than 2 - 4 pts. (1 - 2 lbs. a.i.) of Actylis Atrazine 4L per acre for any application. **DO NOT** apply more than 1 application per year. Use the higher rate on fine-textured soils and where heavy weed infestations are expected. Use the lower rate on coarse-textured soils and where light weed infestations are expected. In the event grasses are present in the following spring, use a grass herbicide registered for use on corn.

**Wheat-Corn-Fallow: (For use only in CO, KS, ND, NE, SD, and WY):** Actylis Atrazine 4L controls cheatgrass (downy brome, chess), kochia, mustards, pigweed, Russian thistle, wild lettuce, wild sunflower, and volunteer wheat during the period after wheat harvest. Weed control may extend into the following corn crop grown under minimum tillage. On soils in ND and SD with a pH greater than 7.5, do not exceed 1.5 lb. a.i./A Actylis Atrazine 4L. For soils with a pH less than 7.5 in ND and SD, apply 1-2 lb. a.i./A. Use the higher rate on finer textured soils and where heavy weed infestations are expected. Use the lower rate on coarse textured soils and where light weed infestations are expected. In the event grasses are present in the following spring, use a grass herbicide registered for use on corn. Follow directions for use, notes and precautions in the Wheat-Sorghum-Fallow section above, substituting corn where references to sorghum are made.

#### **Restrictions - Wheat-Corn-Fallow:**

- (1) For soils in North Dakota and South Dakota with a pH greater than 7.5: **DO NOT** apply more than 3 pts. (1.5 lbs. a.i.) of Actylis Atrazine 4L per acre for any application. **DO NOT** apply more than 1 application per year.
- (2) For soils in North Dakota and South Dakota with a pH of less than 7.5: **DO NOT** apply more than 2 - 4 pts. (1 - 2 lbs. a.i.) of Actylis Atrazine 4L per acre for any application. **DO NOT** apply more than 1 application per year.

**Wheat-Fallow-Wheat (For use only in CO, KS, ND, NE, SD and WY):** For preemergence control of cheatgrass (downy brome, chess), common lambsquarters, field pennycress, kochia, mustard, Russian thistle, wild lettuce, and suppression of volunteer wheat during fallow period of a wheat-fallow-wheat rotation, broadcast 1-2 pts./A of Actylis Atrazine 4L on all soils except those listed under Restriction. For control of pigweed and wild sunflower, use only the higher rate. Apply to stubble ground. Treat only once during the same fallow period.

#### **Restrictions - Wheat-Fallow-Wheat:**

- (1) For soils in North Dakota and South Dakota with a pH greater than 7.5: **DO NOT** apply more than 3 pts. (1.5 lbs. a.i.) of Actylis Atrazine 4L per acre for any application. **DO NOT** apply more than 1 application per year.
- (2) For soils in North Dakota and South Dakota with a pH of less than 7.5: **DO NOT** apply more than 4 pts. (2 lbs. a.i.) of Actylis Atrazine 4L per acre for any application. **DO NOT** apply more than 1 application per year.
- (3) To avoid crop injury, (a) Do not use on sand soil. (b) Do not treat eroded hillsides, caliche and rocky outcroppings, or exposed calcareous subsoil. (c) Do not treat soils of the Rosebud and Canyon Series in western NE and adjoining counties in CO and WY. (d) Do not treat soils with calcareous surface layers. (e) Avoid spray overlap.
- (4) Do not graze treated areas within 6 months after application, or illegal residues may result.
- (5) For all other locations Do not apply more than 2.125qt (2.25lbs. a.i.) of Actylis Atrazine 4L per acre for any application.

#### **TANK MIXTURES FOR CHEMICAL FALLOW**

##### **Wheat-Sorghum-Fallow or Wheat-Corn-Fallow (For use in KS, NE)**

**Paraquat Brand:** If weeds are present at application, a tank mix with Paraquat brands may be used. Broadcast 4.5 pints of Actylis Atrazine 4L plus a suitable amount of Paraquat brands in 20-60 gallons of water per acre by ground equipment. Add 0.5-1 pint of nonionic surfactant per 100 gallons of spray mixture. Add Actylis Atrazine 4L to the spray tank first and thoroughly mix with water. Then add Paraquat brands followed by surfactant. Use the higher rate of Paraquat brands specified on label if weeds are 4-6 inches tall. This mixture will not control weeds taller than 6 inches. Apply to stubble ground. Treat only once during the same fallow period. Refer to label for v for further directions, precautions and limitations.

**Wheat-Fallow-Wheat (For use only in CO, KS, ND, NE, SD, and WY)**

**Paraquat Brands:** If weeds are present at application, a tank mix with Paraquat brands may be used. Broadcast 1-2 pints of Actylis Atrazine 4L plus a suitable amount of Paraquat brands in 20-60 gallons of water per acre by ground equipment. Add 0.5 to 1 pint of a nonionic surfactant per 100 gallons of spray mixture. Add Actylis Atrazine 4L to the spray tank first and thoroughly mix with water. Then add Paraquat brands followed by surfactant. Use the higher rate of Paraquat brands specified on label if weeds are 4-6 inches tall. This mixture will not control weeds taller than 6 inches. Apply to stubble ground. Treat only once during the same fallow period. Refer to label for v for further directions, precautions and limitations.

If weeds are present at application of Actylis Atrazine 4L alone, use an approved contact herbicide either before or after treatment, or tillage after treatment. Use tillage to control weeds which escape during fallow period. Till before planting. For Actylis Atrazine 4L applied alone or in tank mixture with Paraquat brands, plant at least 2 inches deep and 12 months or more after application.

**Aerial Application:** The use of low drift nozzles is advised. See the **Spray Drift Management** section for spray drift management requirements and spray drift advisories. To assure that spray will not adversely affect adjacent sensitive nontarget plants, apply Actylis Atrazine 4L by aircraft at a minimum upwind distance of 400 ft. from sensitive plants.

**SUGARCANE**

For control of many broadleaf weeds and grass weeds, including amaranths, crabgrass, fireweed, Flora's paintbrush, foxtails, junglerice and wiregrass, apply 4-8 pts./A of Actylis Atrazine 4L at time of planting or ratooning, but before sugarcane emerges. For aerial application, broadcast in a minimum of 5 gals./A spray volume. For application by ground, broadcast or band, apply in a minimum of 20 gal./A, unless indicated otherwise. One (1) additional application may be made over the sugarcane as it emerges, and two (2) additional applications may be made interline, after emergence, as directed sprays. Repeat treatments, where needed, may be applied broadcast, band, or interline with the final application made prior to "close-in."

**Note:** Where high rates of Actylis Atrazine 4L are used alone, apply in a minimum of 1 qt. of water for each 1 qt. of Actylis Atrazine 4L applied per acre.

**Aerial Application:** The use of low drift nozzles is advised. See the **Spray Drift Management** section for spray drift management requirements and spray drift advisories. To assure that spray will not adversely affect adjacent sensitive nontarget plants, apply Actylis Atrazine 4L alone by aircraft at a minimum upwind distance of 400 ft. from sensitive plants.

**Restrictions - All States and Uses:**

- (1) **DO NOT** apply after close-in.
- (2) **DO NOT** apply more than 8 pts. (4 lbs. a.i.) of Actylis Atrazine 4L per acre for any application.
- (3) **DO NOT** apply more than 20 pts. (10 lbs. a.i.) of Actylis Atrazine 4L per acre to any 1 crop of sugarcane per year unless restricted by state like Florida, and Texas.
- (4) **DO NOT** exceed the rate of herbicide specified for any 1 crop of sugarcane.

**Precaution - All States and Uses:**

- (1) Injury to sugarcane may occur when under moisture stress, when soil is of low adsorptive capacity, or when land is first cropped to sugarcane

**Florida**

For control of emerged pellitory (artillery) weed: Apply 0.8-1.2 pts./A of Actylis Atrazine 4L in at least 40 gallons of water as a directed spray, by ground equipment, prior to "close-in". Add 4 quarts of surfactant for each 100 gallons of spray. Thoroughly wet weed foliage with spray. For control of alexandergrass, large crabgrass, pellitory (artillery) weed, and spiny amaranth, use one of the following methods at planting or ratooning:

- (1) Apply 8 pts./A of Actylis Atrazine 4L preemergence. Follow with 1 or 2 applications as needed, postemergence to sugarcane and weeds at 4 pts./A of Actylis Atrazine 4L. Treat before weeds exceed 1.5 inches in height.
- (2) Apply 1-3 times, as needed, at 4 pts./A of Actylis Atrazine 4L postemergence to sugarcane and weeds. Treat before weeds exceed 1.5 inches in height.

**Louisiana**

For control of annual weeds during the summer fallow period, apply 4 pts./A of Actylis Atrazine 4L to weed-free beds immediately after bed formation. Follow normal weed control program after planting.

**Restrictions - Louisiana (to avoid crop injury):**

- (1) **DO NOT** apply more than 20 pts. (10 lbs. a.i.) of Actylis Atrazine 4L per acre to any 1 crop of sugarcane.
- (2) If making 4 pts. (2 lbs. a.i.) of Actylis Atrazine 4L per acre application during summer fallow period, **DO NOT** exceed 16 pts. (8 lbs. a.i.) of Actylis Atrazine 4L per acre during the remainder of the year or illegal residues may result.

**Texas**

Use Actylis Atrazine 4L for control of barnyardgrass, pigweed, purslane, and sunflower in plant or ratoon sugarcane. Apply 8 pts./A of Actylis Atrazine 4L preemergence. Follow with 1 or 2 applications as needed at 6 pts./A of Actylis Atrazine 4L postemergence to sugarcane and weeds. For best results, when weeds are emerged, add a nonionic surfactant at a concentration of 2 qts./100 gals. to the spray and apply before weeds exceed 1.5 inches in height.

**Precautions:** (1) Injury to sugarcane may occur when under moisture stress, when soil is of low absorptive capacity, or when land is first cropped to sugarcane.

**Restrictions:**

- (1) Do not apply after close-in.
- (2) Do not apply more than 10 qts./A of Actylis Atrazine 4L to any one crop of sugarcane, or crop injury may result.

**TURFGRASS FOR SOD (Florida Only)**

**St. Augustinegrass, Centipedegrass, and Zoysiagrass:** Broadcast 4-8 pts./A of Actylis Atrazine 4L according to soil texture (Table 4) to control those weeds listed under "Product Information" for Actylis Atrazine 4L applied alone.

**Table 4. Broadcast Rates of Actylis Atrazine 4L for Use on Turfgrass in Florida**

Muck or Peat	8 pints	Old Beds:	Within 2 days after lifting sod.
		New Beds:	Within 3-4 days after sprigging or plugging.
Sandy Soil	4 pints	Old Beds:	Within 2 days after lifting sod.
		New Beds:	Within 7-10 days after sprigging or plugging.

If weeds regrow, apply an additional 4 pts./A of Actylis Atrazine 4L on muck or peat, or 2 pts./A of Actylis Atrazine 4L on sandy soil.

**Precautions:**

- (1) Use only on turfgrass reasonably free of infestations of insects, nematodes and diseases.
- (2) On newly sprigged turfgrass, temporary slowing of growth may follow applications.

**Restrictions:**

- (1) **DO NOT** apply within 30 days prior to cutting or lifting.
- (2) For muck or peat soils, **DO NOT** apply more than 8 pts. (4 lbs. a.i.) of Actylis Atrazine 4L per acre for any application. **DO NOT** apply more than 12 pts. (6 lbs. a.i.) of Actylis Atrazine 4L per year.
- (3) For sandy soils, **DO NOT** apply more than 4 pts. (2 lbs. a.i.) of Actylis Atrazine 4L per acre for any application. **DO NOT** apply more than 6 pts. (3 lbs. a.i.) of Actylis Atrazine 4L per year.
- (4) **DO NOT** apply in combination with surfactants or other spray additives.

**TURFGRASS FOR FAIRWAYS, LAWNS, SOD PRODUCTION**

**(in states other than Florida\*) AND RESIDENTIAL SITES (including homes, daycare facilities, schools, playgrounds, parks, recreational areas, and sports fields)**

\*For use on turfgrass for sod in Florida, see "TURFGRASS FOR SOD (Florida Only)" in above section.

**Bermudagrass, Centipedegrass, St. Augustinegrass and Zoysiagrass:** Apply Actylis Atrazine 4L after October 1 before emergence of winter annual weeds, for control of annual bluegrass, burclover, carpet burweed, chickweed, corn speedwell, henbit, hop clover and spurweed. Actylis Atrazine 4L will control annual bluegrass even if it is emerged at the time of treatment. For control of summer annual weeds listed in the "PRODUCT INFORMATION" section of this label, also apply Actylis Atrazine 4L in late winter before the weeds emerge. Apply in a minimum of 15 gallons of water per acre or 1 gallon per 1,000 feet. Applications made by backpack spray equipment to landscape turf are restricted to spot treatment only.

Where annual bluegrass is the major weed, use 1 qt./A of Actylis Atrazine 4L at least 30 days after the previous application, but not after April 15. However, do not make more than two (2) applications of this herbicide per year.

**For Turfgrass at residential sites including homes, day care facilities, schools, playgrounds, parks, recreational areas and sports fields, do not apply more than 1 qt./A (1.0 lb. ai/A) of Actylis Atrazine 4L per application.**

**Precautions:**

- (1) Use only on turfgrass reasonably free of infestation of insects, nematodes, and diseases.
- (2) On newly sprigged turfgrass, temporary slowing of growth may follow application
- (3) Applications by backpack sprayer to landscape turf are restricted to spot treatments only.

**Restrictions:**

- (1) **DO NOT** apply within 30 days prior to cutting or lifting.
- (2) For sandy soils, do not apply more than 1qt./A (1lb ai/A) per acre for any application. Do not apply more than 2 pounds active ingredient per year.
- (3) Do not use on muck or alkaline soils.
- (4) Do not use on golf greens.
- (5) Do not use north of NC (except in the VA Coastal Plains) or west of the high rainfall areas of eastern OK and eastern TX.
- (6) Do not use on muck or alkaline soils.
- (7) Do not apply over the rooting area of trees or ornamentals not listed on this label.
- (8) Do not overseed with desirable turfgrass within 4 months before or 6 months after treatment.
- (9) Do not apply Actylis Atrazine 4L to newly seeded bermudagrass or zoysiagrass until it has overwintered and has a well-developed rhizome system.
- (10) Do not exceed 2 qts./A of Actylis Atrazine 4L of Actylis Atrazine 4L within 12 months of seeding Bermudagrass.
- (11) Do not graze or feed turf clippings to animals, or illegal residues may result.



### MACADAMIA NUTS

For preemergence control of many broadleaf and grass weeds, including crabgrass, foxtail, wiregrass, Flora's paintbrush, spanishneedles and fireweed, broadcast 4-8 pts./A of Actylis Atrazine 4L before harvest and before weeds emerge. Repeat as necessary.

#### Restrictions:

- (1) **DO NOT** apply more than 8 pts. (4 lbs. a.i.) of Actylis Atrazine 4L per acre for any application.
- (2) **DO NOT** apply more than 16 pts. (8 lbs. a.i.) of Actylis Atrazine 4L per year.
- (3) **DO NOT** spray when nuts are on ground during harvest period.
- (4) **DO NOT** apply by air.
- (5) **DO NOT** apply via mechanically pressurized handguns

### GUAVA

Use only on established plantings which are at least 18 months old. Apply as a directed spray, at 4-8 pts./A of Actylis Atrazine 4L in 20-50 gallons of spray mix, preemergence or early postemergence to weeds. When applying postemergence, the use of a surfactant and greater spray volume (80-100 gallons of spray mix per acre) may enhance weed control. Actylis Atrazine 4L controls many annual broadleaf and grass weeds, including fireweed, purslane, scarlet pimpernel, spanishneedles and sowthistles.

#### Restrictions:

- (1) **DO NOT** apply more than 8 pts. (4 lbs. a.i.) of Actylis Atrazine 4L per acre for any application.
- (2) **DO NOT** allow spray to contact foliage or fruit.
- (3) **DO NOT** apply more frequently than at 4-month intervals.
- (4) **DO NOT** apply more than 16 pts. (8 lbs. a.i.) of Actylis Atrazine 4L per year.
- (5) **DO NOT** apply via mechanically pressurized handguns

## STORAGE AND DISPOSAL

### Pesticide Storage

Keep this material out of the reach of children. Store only in the original container with cap securely tightened. Containers must be stored in a cool, dry, well-ventilated area. Store away from food, feeds, and fertilizers. Do not contaminate water, food, feed by storage or disposal. Groundwater contamination may be reduced by diking and flooring of permanent liquid bulk storage sites with an impermeable material.

### Disposal

**Pesticide Disposal:** Do not contaminate water, food, or feed by storage or disposal, or cleaning of equipment. Open dumping is prohibited. Wastes resulting from the use of this product are acutely toxic. Improper disposal of unused pesticide, spray mixture, or rinsate is a violation of Federal Law. Pesticide, spray mixture, or rinsate that cannot be used according to label instructions must be disposed of according to federal, state or local procedures. For guidance in proper disposal methods, contact your State Pesticide or Environmental Control Agency, or the Hazardous waste representative at the nearest EPA Regional Office.

**Container Disposal:** Use label language appropriate for container size and type.

**Nonrefillable containers.** Do not reuse or refill this container. Clean container promptly after emptying.

**Nonrefillable container equal to or less than 5 gallons.** Triple rinse as follows: Empty the remaining contents into application equipment or a mix tank and drain for 10 seconds after the flow begins to drip. Fill the container ¼ full with water and recap. Shake for 10 seconds. Pour rinsate into application equipment or a mix tank or store rinsate for later use or disposal. Drain for 10 seconds after the flow begins to drip. Repeat this procedure two more times. Then offer for recycling or reconditioning, or puncture and dispose of in a sanitary landfill, or by incineration, or if allowed by state and local authorities, by burning. If burned, stay out of smoke.

**Spill or Leak Procedures:** In the event of a spill or leak, make sure all personnel involved in spill cleanup follow good industrial hygiene practices. Small spills can be handled routinely. Cover the spill with an absorbent material such as vermiculite or sawdust to prevent dust. Sweep up the material and place in an appropriate chemical waste container. Seal container and dispose of according to pesticide disposal instructions below. Wash the spill area with a saturated solution of sodium carbonate and strong detergent. Flush the spill area with water to remove any residue. Take special care to avoid contamination of equipment and facilities during cleanup procedures and disposal of wastes.

**FOR CHEMICAL EMERGENCY: Spill, leak, fire, exposure, or accident, call  
CHEMTREC 1-800-424-9300**

#### **WARRANTY DISCLAIMER AND NOTICE**

##### **IMPORTANT: READ BEFORE USE**

Read the entire Directions for Use, Conditions, Disclaimer of Warranty and Limitations Liability before using this product. If the terms are not acceptable, return the unopened product at once.

By using this product, user or buyer accepts the following Conditions, Disclaimer of Warranties and Limitations of Liability.

**CONDITIONS:** The directions for use of this product are believed to be adequate and must be followed carefully. However, it is impossible to eliminate all risks associated with the use of this product. To the extent consistent with applicable law, all such risks shall be assumed by the user or buyer.

**DISCLAIMER OF WARRANTIES:** To the extent consistent with applicable law, ACTYLIS MAKES NO OTHER WARRANTIES, EXPRESS OR IMPLIED, OR MERCHANTABILITY OR OF FITNESS FOR A PARTICULAR PURPOSE OR OTHERWISE, THAT EXTEND BEYOND THE STATEMENTS MADE ON THIS LABEL. No agent of Actylis is authorized to make any warranties beyond those contained herein or to modify the warranties contained herein. To the extent consistent with applicable law, Actylis DISCLAIMS ANY LIABILITY WHATSOEVER FOR SPECIAL, INCIDENTAL OR CONSEQUENTIAL DAMAGES RESULTING FROM THE USE OR HANDLING OF THIS PRODUCT.

**LIMITATIONS OF LIABILITY:** To the extent consistent with applicable law, THE EXCLUSIVE REMEDY OF THE USER OR BUYER FOR ANY AND ALL LOSSES, INJURIES OR DAMAGES RESULTING FROM THE USE OR HANDLING OF THIS PRODUCT, WHETHER IN CONTRACT, WARRANTY, TORT, NEGLIGENCE, STRICT LIABILITY OR OTHERWISE, SHALL NOT EXCEED THE PURCHASE PRICE PAID, OR AT ACTYLIS'S ELECTION, THE REPLACEMENT OF PRODUCT.

All trademarks are the property of their respective owners.





# RESTRICTED USE PESTICIDE

Due to ground and surface water concerns. For retail sale to and use only by Certified Applicators or persons under their direct supervision, and only for those uses covered by the Certified Applicator's certification.

## ACTYLIS ATRAZINE 4L

ATRAZINE GROUP 5 HERBICIDE

*For season-long weed control in corn, sorghum, and certain other crops*

*Sale, use and distribution of this product in Nassau and Suffolk Counties in the State of New York is prohibited.*

### ACTIVE INGREDIENTS:\*

Atrazine: 2-chloro-4-ethylamino-6-isopropylamino-5-triazine .....	42.12%
Related Compounds .....	0.88%
<b>OTHER INGREDIENTS:</b> .....	<b>57.00%</b>
<b>TOTAL:</b> .....	<b>100.00%</b>

\*Contains 4 lbs. active ingredients per gal.

EPA Reg. No. 2749-657 EPA Est. No. 070989-MO-001(S)  
19713-MS-001(T)

Letters in Lot Number indicate EPA Est.

## KEEP OUT OF REACH OF CHILDREN CAUTION/ PRECAUCIÓN

Si usted no entiende la etiqueta, busque a alguien para que se la explique a usted en detalle. (If you do not understand the label, find someone to explain it to you in detail)

See inside booklet for additional Precautionary Statements and Directions for Use

**For Professional or Agricultural Use Only**  
**Shake well before using.**

### FIRST AID

**If swallowed:** Call a poison control center or doctor immediately for treatment advice. Have person sip a glass of water if able to swallow. Do not induce vomiting unless told to do so by the poison control center or doctor. Do not give anything by mouth to an unconscious person. **If on skin or clothing:** Take off contaminated clothing. Rinse skin immediately with plenty of water for 15-20 minutes. Call a poison control center or doctor for treatment advice. **If in eyes:** Hold eye open and rinse slowly and gently with water for 15-20 minutes. Remove contact lenses, if present, after the first 5 minutes, then continue rinsing eye. Call a poison control center or doctor for treatment advice. **If inhaled:** Move person to fresh air. If person is not breathing, call 911 or an ambulance, then give artificial respiration, preferably by mouth-to-mouth, if possible. Call a poison control center or doctor for further treatment advice.

Have the product container or label with you when calling a poison control center or doctor, or going for treatment. In case of medical emergency, call toll-free 1-877-424-7452.

**NOTE TO PHYSICIAN:** There is no specific antidote for atrazine. If this product is ingested, induce emesis or lavage stomach. The use of an aqueous slurry of activated charcoal may be considered.

## 2.5 gallons NET CONTENTS

Manufactured by: Actylis, 4 Tri Harbor Court, Port Washington, NY 11050-4661

### PRECAUTIONARY STATEMENTS

#### HAZARDS TO HUMANS AND DOMESTIC ANIMALS

**CAUTION:** Causes moderate eye irritation. Avoid contact with eyes or clothing.

## STORAGE AND DISPOSAL

**Pesticide Storage:** Keep this material out of the reach of children. Store only in the original container with cap securely tightened. Containers must be stored in a cool, dry, well-ventilated area. Store away from food, feeds, and fertilizers. Do not contaminate water, food, feed by storage or disposal. Groundwater contamination may be reduced by diking and flooring of permanent liquid bulk storage sites with an impermeable material. **Disposal: Pesticide Disposal:** Do not contaminate water, food, or feed by storage or disposal, or cleaning of equipment. Open dumping is prohibited. Wastes resulting from the use of this product are acutely toxic. Improper disposal of unused pesticide, spray mixture, or rinsate is a violation of Federal Law. Pesticide, spray mixture, or rinsate that cannot be used according to label instructions must be disposed of according to federal, state or local procedures. For guidance in proper disposal methods, contact your State Pesticide or Environmental Control Agency, or the Hazardous waste representative at the nearest EPA Regional Office. **Container Disposal:** Use label language appropriate for container size and type. **Nonrefillable containers.** Do not reuse or refill this container. Clean container promptly after emptying. **Nonrefillable container equal to or less than 5 gallons.** Triple rinse as follows: Empty the remaining contents into application equipment or a mix tank and drain for 10 seconds after the flow begins to drip. Fill the container ¼ full with water and recap. Shake for 10 seconds. Pour rinsate into application equipment or a mix tank or store rinsate for later use or disposal. Drain for 10 seconds after the flow begins to drip. Repeat this procedure two more times. Then offer for recycling or reconditioning, or puncture and dispose of in a sanitary landfill, or by incineration, or if allowed by state and local authorities, by burning. If burned, stay out of smoke. **Spill or Leak Procedures:** In the event of a spill or leak, make sure all personnel involved in spill cleanup follow good industrial hygiene practices. Small spills can be handled routinely. Cover the spill with an absorbent material such as vermiculite or sawdust to prevent dust. Sweep up the material and place in an appropriate chemical waste container. Seal container and dispose of according to pesticide disposal instructions below. Wash the spill area with a saturated solution of sodium carbonate and strong detergent. Flush the spill area with water to remove any residue. Take special care to avoid contamination of equipment and facilities during cleanup procedures and disposal of wastes.

**FOR CHEMICAL EMERGENCY: Spill, leak, fire, exposure, or accident, call CHEMTREC 1-800-424-9300**

PEEL BACK BOOK HERE AND RESEAL AFTER OPENING

# PROOF

## THIS PROOF IS TO BE CHECKED FOR ACCURACY

Please review and approve **Text, Spelling, Copy Placement, Size, Shape, Colors** and **Dieline**.

**Authorized signature** accepts responsibility for accuracy of all copy, color break and artwork. Cimarron Label is not liable for any discrepancies subsequently identified.

**PLEASE NOTE:** Due to color variance between printers/monitors, the colors represented by this proof cannot be deemed accurate. Please refer to a color matching system such as the Pantone Matching System for a truer representation of spot colors.





**THIS PROOF IS NOT ACCURATE FOR COLOR-MATCH.**

*Dieline does not print.*



**Cimarron Label**  
inovar

4201 North Westport Ave. • Sioux Falls, SD 57107  
Phone: (605) 978-0451 • Fax: (605) 978-0463

DATE	JOB NUMBER	CUSTOMER
10-13-2025	252642	Aceto
LABEL SIZE	BOOKLET SIZE	
7.125" x 6.375"	6.875" x 5.375"	
LABEL COLORS	BOOKLET OUTSIDE COLORS	BOOKLET INSIDE COLORS
 BLK	 BLK  7733	 BLK
PATTERN VARNISH: <input type="checkbox"/> YES <input checked="" type="checkbox"/> NO		

Form: CS 006B - 3/29/2017

☐ **ARTWORK IS APPROVED**

☐ **REVISED PROOF NEEDED**

**WE CANNOT PROCESS  
THIS ORDER WITHOUT AN  
AUTHORIZED SIGNATURE**

**Signed** \_\_\_\_\_ **Date** \_\_\_\_\_