

ACETAMIPRID GROUP 4A INSECTICIDE

# Afflict™ 30SG Insecticide

For Agricultural Use Only

<b>ACTIVE INGREDIENT:</b>	<b>% w/w</b>
Acetamidrid, (E)- N'-[[6-chloro-3-pyridyl)methyl]-N <sup>2</sup> -cyano-N <sup>1</sup> -methyl acetamide.....	30.0%
<b>OTHER INGREDIENTS:</b> .....	70.0%
<b>TOTAL</b> .....	100.0%

EPA Reg. No. 2749- 610

EPA Est. No. 88927-CHN-001

See inside booklet for First Aid, Precautionary Statements and Directions for Use.

Read "LIMIT OF WARRANTY AND LIABILITY" before buying or using. If terms are not acceptable, return at once unopened.

## KEEP OUT OF REACH OF CHILDREN CAUTION

Si usted no entiende la etiqueta, busque a alguien para que se la explique a usted en detalle.  
(If you do not understand the label, find someone to explain it to you in detail.)

FIRST AID	
<b>If swallowed:</b>	<ul style="list-style-type: none"> <li>• Immediately call a poison control center or doctor for treatment advice.</li> <li>• Do not induce vomiting unless told to do so by a poison control center or doctor.</li> <li>• Have person sip a glass of water if able to swallow.</li> <li>• Do not give anything by mouth to an unconscious person.</li> </ul>
<b>If on skin or clothing:</b>	<ul style="list-style-type: none"> <li>• Take off contaminated clothing.</li> <li>• Rinse skin immediately with plenty of water for 15-20 minutes.</li> <li>• Call a poison control center or doctor for treatment advice.</li> </ul>
<b>If in eyes:</b>	<ul style="list-style-type: none"> <li>• Hold eye open and rinse slowly and gently with water for 15-20 minutes.</li> <li>• Remove contact lenses, if present, after the first 5 minutes, then continue rinsing.</li> <li>• Call a poison control center or doctor for treatment advice.</li> </ul>
<b>If inhaled:</b>	<ul style="list-style-type: none"> <li>• Move person to fresh air.</li> <li>• If person is not breathing, call 911 or an ambulance, then give artificial respiration, preferably mouth-to-mouth, if possible.</li> <li>• Call a poison control center or doctor for treatment advice.</li> </ul>
<p><b>NOTE TO PHYSICIAN:</b> There is no specific antidote. All treatment should be based on observed signs and symptoms of distress in the patient. Overexposure to materials other than this product may have occurred.</p> <p><b>Emergency Assistance:</b> Have the product container or label with you when calling a poison control center or doctor or going for treatment. FOR CHEMICAL SPILL, LEAK, FIRE, EXPOSURE OR MEDICAL EMERGENCY INVOLVING THIS PRODUCT, CALL CHEMTREC® TOLL FREE 1-800-424-9300 or 1-703-527-3887.</p>	

Net Weight:

4lbs

Manufactured for:

Aceto Life Sciences, L.L.C., 4 Tri Harbor Court, Port Washington, NY 11050



Job 204446

# PRECAUTIONARY STATEMENTS

## HAZARDS TO HUMANS and DOMESTIC ANIMALS

**CAUTION:** Harmful if swallowed or absorbed through skin. Causes moderate eye irritation. Avoid contact with eyes, skin or clothing. Harmful if inhaled. Avoid breathing vapors or spray mist. Keep out of reach of children and domestic animals.

### PERSONAL PROTECTIVE EQUIPMENT (PPE)

Mixers, loaders, applicators, and other handlers must wear:

- Long-sleeved shirts and long pants,
- Shoes plus socks,
- Chemical resistant gloves made of the following waterproof material: nitrile rubber  $\geq$  14 mils, neoprene rubber  $\geq$  14 mils, barrier laminate, polyvinyl chloride (PVC)  $\geq$  14 mils, or viton  $\geq$  14 mils,
- Chemical resistant headgear for overhead exposure.

Discard clothing and other absorbent materials that have been drenched or heavily contaminated with this product's concentrate. Do not reuse them. Follow manufacturer's instructions for cleaning/maintaining PPE. If there are no such instructions for washables, use detergent and hot water. Keep and wash PPE separately from other laundry.

When handlers use closed systems, enclosed cabs, or aircraft in a manner that meets the requirements listed in the Worker Protection Standard (WPS) for agricultural pesticides [40 CFR 170.240 (d) (4-6)], the handler PPE requirements may be reduced or modified as specified in the WPS.

### User Safety Recommendations

#### Users should:

- Wash hands thoroughly with soap and water after handling and before eating, drinking, chewing gum, or using tobacco, or using the toilet.
- Remove clothing/PPE immediately if pesticide gets inside. Then wash thoroughly and put on clean clothing.
- Remove PPE immediately after handling this product. Wash the outside of glove before removing. As soon as possible, wash thoroughly and change clothing.

### ENVIRONMENTAL HAZARDS

Afflict™ 30SG Insecticide is toxic to birds and aquatic invertebrates. Afflict™ 30SG Insecticide is moderately toxic to bees and other pollinating insects exposed to direct treatment or to residues in/on blooming crops or weeds. Protect pollinating insects by following label directions intended to minimize drift and to reduce risk to these organisms. Do not apply Afflict™ 30SG Insecticide while bees are foraging in the treatment area. Do not apply directly to water, or to areas where surface water is present or to intertidal areas below the mean high water mark. Do not contaminate water when disposing of equipment washwater or rinsate. Do not contaminate water used for irrigation or domestic purposes.

### GROUND WATER ADVISORY

This chemical has properties and characteristics associated with chemicals detected in ground water. This chemical may leach into ground water if used in areas where soils are permeable, particularly where the water table is shallow.

### **SURFACE WATER ADVISORY**

Afflict™ 30SG Insecticide may impact surface water quality due to runoff of rain water. This is especially true for poorly draining soils and soils with shallow ground water. Afflict™ 30SG Insecticide is classified as having high potential for reaching surface water via runoff for several months or more after application. Avoid accidental or intentional application of Afflict™ 30SG Insecticide to ditches, swales, drainage ways or impervious surfaces such as driveways. Runoff of Afflict™ 30SG Insecticide to surface water will be reduced by avoiding applications when rainfall is forecasted to occur within 48 hours.

### **PHYSICAL CHEMICAL HAZARDS**

Do not mix or allow to come in contact with any oxidizing agent. Hazardous chemical reactions may occur.

## **DIRECTIONS FOR USE**

**It is a violation of Federal law to use this product in any manner inconsistent with its labeling.**

**Read entire label before using this product.**

Do not apply Afflict™ 30SG Insecticide in a way that will contact workers or other persons, either directly or through drift. Only protected handlers may be in the area during application. For any requirements specific to your State or Tribe, consult the agency responsible for pesticide regulation.

### **AGRICULTURAL USE REQUIREMENTS**

Use this product only in accordance with its labeling and with the Worker Protection Standard, 40 CFR part 170. This standard contains requirements for the protection of agricultural workers on farms, forests, nurseries, and greenhouses, and handlers of agricultural pesticides. It contains requirements for training, decontamination, notification, and emergency assistance. It also contains specific instructions and exceptions pertaining to the statements on this label about personal protective equipment (PPE) and restricted-entry intervals. The requirements in this box only apply to uses of this product that are covered by the Worker Protection Standard.

Do not enter or allow worker entry into treated areas during the restricted entry interval (REI) of 12 hours.

PPE required for early entry to treated areas that is permitted under the Worker Protection Standard and that involves contact with anything that has been treated, such as plants, soil, or water, is coveralls, waterproof gloves (nitrile rubber ≥ 14 mils, neoprene rubber ≥ 14 mils, barrier laminate, polyvinyl chloride (PVC) ≥ 14 mils, or viton ≥ 14 mils) and shoes plus socks.

### COMPATIBILITY/TANK MIXING

Afflict™ 30SG Insecticide, when diluted with an equal volume of water, is physically compatible with a wide range of commonly used spray products, but the full range of compatibilities under local conditions is not known. Therefore, it is essential that before using Afflict™ 30SG Insecticide in any tank mixture the compatibility of the mixture be established. Add a small amount of Afflict™ 30SG Insecticide to an equal volume of water in a small container and then add the other pesticide or spray product and mix thoroughly. **DO NOT USE MIXTURES THAT CURDLE, PRECIPITATE, OR GREASE. FOR BEST RESULTS, USE SPRAY MIXTURES IMMEDIATELY AFTER MIXING WITH ADEQUATE AGITATION.** It is the pesticide user's responsibility to ensure that all products in a tank mix are registered for the intended use. Users must follow the most restrictive directions and precautionary language of the products of the mixture (for example, first aid from one product, spray drift management from another).

### Mixing and Application Instructions for Afflict™ 30SG Insecticide.

Afflict™ 30SG Insecticide is a soluble granule formulation that readily disperses in water to form a spray, which may be applied by ground or air.

1. Plan ahead. Prepare only enough spray mixture as can be applied on the day of mixing.
2. Fill tank ¼ - ½ full with the required amount of total spray volume of water.
3. Begin agitation and add product. The jug should be given a good hard shake to fluff the product before measuring. When pouring into the measuring cone, do not tamp down. The cone is calibrated for the fluffed product.
4. Continue to fill tank while directing a stream of water onto any floating product.
5. Allow mixing in tank for 2 minutes after filling or until thoroughly mixed before applying.
6. Maintain continuous agitation during mixing and application to assure uniform suspension. If mixture sits without agitation for extended periods, agitate the mixture for at least 10 minutes before use.
7. Equip spray system with a 50-mesh inline filter, which will protect nozzles that are typically

used. Nozzles may also be equipped with 50-mesh nozzle filters or 25 to 50 mesh (equivalent) slotted nozzle filters.

8. Afflict™ 30SG Insecticide is unstable in water pH below 4 and above 9. If necessary, buffer water to obtain optimum pH range.

### Special Instructions for Tank Mixing Afflict™ 30SG Insecticide

When tank mixing Afflict™ 30SG Insecticide with other products, introduce the products into the tank in the following order: (1) water soluble packets, (2) wettable powders, (3) water dispersible granules (including **Afflict™ 30SG Insecticide**), (4) flowable liquids, (5) emulsifiable concentrates, and (6) adjuvants and/or oils (Do NOT use stickers). Always allow each product to fully disperse before adding the next product.

### DIRECTIONS FOR CHEMIGATION Instructions

**For chemigation use only on cranberries and on potatoes after foliage has emerged and only through overhead sprinkler irrigation systems.**

Apply Afflict™ 30SG Insecticide only through overhead sprinkler irrigation systems including center pivot, lateral move, side (wheel) roll, solid set, or hand move irrigation systems after potato foliage has emerged. Do not apply Afflict™ 30SG Insecticide through any other type of irrigation system. Crop injury, lack of effectiveness, or illegal pesticide residues in the crop can result from non-uniform distribution of treated water. If you have questions about calibration, you should contact State Extension Service specialists, equipment manufacturers or other experts. A person knowledgeable of the chemigation system and responsible for its operation or under the supervision of the responsible person, shall shut the system down and make necessary adjustments should the need arise.

The overhead sprinkler chemigation system must contain a functional check valve, vacuum relief valve, and low pressure drain appropriately located on the irrigation pipeline to prevent water source contamination from back flow. The pesticide injection pipeline must contain a functional,

automatic, quick-closing check valve to prevent the flow of fluid back toward the injection pump. The pesticide injection pipeline must also contain a functional, normally closed, solenoid-operated valve located on the intake side of the injection pump and connected to the system interlock to prevent fluid from being withdrawn from the supply tank when the irrigation system is either automatically or manually shut down. The system must contain functional interlocking controls to automatically shut off the pesticide injection pump when the water pump motor stops. The irrigation line or water pump must include a functional pressure switch which will stop the water pump motor when the water pressure decreases to the point where pesticide distribution is adversely affected. Systems must use a metering pump, such as a positive displacement injection pump (e.g., diaphragm pump) effectively designed and constructed for materials that are compatible with pesticides and capable of being fitted with a system interlock.

Do not connect an irrigation system (including greenhouse systems) used for pesticide application to a public water system unless the pesticide label-prescribed safety devices for public water systems are in place. Public water system means a system for the provision to the public of piped water for human consumption if such system has at least 15 service connections or regularly serves an average of at least 25 individuals daily at least 60 days out of the year. Chemigation systems connected to public water systems must contain a functional, reduced-pressure zone, back flow preventer (RPZ) of the functional equivalent in the water supply line upstream from the point of pesticide introduction. As an option to the RPZ, the water from the public water system should be discharged into a reservoir tank prior to pesticide introduction. There shall be a complete physical break (air gap) between the flow outlet end of the fill pipe and the top or overflow rim of the reservoir tank of at least twice the inside diameter of the fill pipe. The pesticide injection pipeline must contain a functional, automatic, quick-closing check valve to prevent the flow of fluid back toward the injection. The pesticide injection pipeline must contain a functional, normally closed, solenoid-operated valve located on the intake side

of the injection pump and connected to the system interlock to prevent fluid from being withdrawn from the supply tank when the irrigation system is either automatically or manually shut down. The system must contain functional interlocking controls to automatically shut off the pesticide injection pump when the water pump motor stops, or in cases where there is no water pump, when the water pressure decreases to the point where pesticide distribution is adversely affected. Systems must use a metering pump, such as a positive displacement injection pump (e.g., diaphragm pump) effectively designed and constructed of materials that are compatible with pesticides and capable of being fitted with a system interlock.

Do not apply when wind speed favors drift beyond the area intended for treatment.

#### **Application Instructions**

Observe the requirements in the System Requirements section above. Apply Afflict™ 30SG Insecticide only through systems containing anti-siphon and check valves designed to prevent water source contamination or overflow of the mix tank and containing interlocking controls between the metering device and the water pump to insure simultaneous shut-off. Maintain a gentle continuous agitation in mix tank during mixing and application to assure a uniform suspension. Greater accuracy in calibration and distribution will be achieved by injecting a larger volume of a more dilute suspension per unit time. Application of more than recommended quantities of irrigation water per acre may result in decreased product performance. Do not apply when wind speed favors drift, when system connections or fittings leak, when nozzles do not provide uniform distribution or when lines containing the product cannot be flushed and must be dismantled and drained. In a center pivot system, block the nozzle set nearest the well/pivot/injection unit to prevent spray being applied to this area. Use of end guns which deliver uneven distribution of water is not recommended. Where sprinkler distribution patterns do not overlap sufficiently, unacceptable insect control may result. Allow sufficient time for pesticide to be flushed through all lines and all nozzles before turning off irrigation water. Afflict™ 30SG Insecticide may be applied in

conjunction with chemically neutral liquid fertilizers. Application in conjunction with highly alkaline fertilizers, such as aqueous ammonia, may cause a degradation of the pesticide, resulting in reduced performance and should be avoided.

#### **Spray Preparation**

Remove scale, pesticide residues, and other foreign matter from the chemical tank and entire injector system. Flush with clean water. Prepare a solution of Afflict™ 30SG Insecticide in a mix tank. Fill the tank with ½ or ¾ the desired amount of water. Start mechanical or hydraulic agitation. Slowly add the required amount of Afflict™ 30SG Insecticide and then the remaining volume of water.

#### **Sprinkler Irrigation**

Observe all System Requirements and Application Instructions above. Set sprinkler system to deliver a maximum of 0.2 inch of water per acre. Volumes of water higher than this may reduce efficacy. Start sprinkler and then uniformly inject the solution of Afflict™ 30SG Insecticide into the irrigation water line so as to deliver the desired rate per acre. The solution of Afflict™ 30SG Insecticide should be injected with a positive displacement pump into the main line ahead of a right angle turn to insure adequate mixing. Retention of Afflict™ 30SG Insecticide on foliage is necessary for optimum activity. Do not apply when wind speed favors drift beyond the area intended for treatment. Where sprinkler distributed patterns do not overlap sufficiently, unacceptable insect control may result.

#### **DIRECTIONS FOR AERIAL OR GROUND SPRAY APPLICATION**

#### **MANDATORY SPRAY DRIFT MANAGEMENT**

##### **Aerial Applications:**

- Do not release spray at a height greater than 10 feet above the vegetative canopy, unless a greater application height is necessary for pilot safety.
- Applicators are required to use a medium or coarser droplet size (ASABE S572.1).
- If the windspeed is 10 miles per hour or less, applicators must use ½ swath displacement upwind at the downwind edge of the field. When the windspeed is between 11-15 miles per hour, applicators must use ¾ swath displacement upwind at the downwind edge of the field.
- Do not apply when wind speeds exceed 15 mph at the application site. If the wind speed is greater than 10 mph, the boom length must be 65% or less of the wingspan for fixed wing aircraft and 75% or less of the rotor diameter for helicopters. Otherwise, the boom length must be 75% or less of the wingspan for fixed-wing aircraft and 90% or less of the rotor diameter for helicopters.
- Do not apply during temperature inversions.

##### **Airblast Applications:**

- Sprays must be directed into the canopy.
- Do not apply when wind speeds exceed 15 mile per hour at the application site.
- User must turn off outward pointing nozzles at row ends and when spraying outer row.
- Do not apply during temperature inversions.

##### **Ground Boom Applications:**

- User must only apply with the nozzle height recommended by the manufacturer, but no more than 4 feet above the ground or crop canopy.
- Applicators are required to use a medium or coarser droplet size (ASABE S572.1).
- Do not apply when wind speeds exceed 15 mile per hour at the application site.
- Do not apply during temperature inversions.

##### **Boom-less Ground Applications:**

- Applicators are required to use a medium or coarser droplet size (ASABE S572.1) for all applications.
- Do not apply when wind speeds exceed 15 mile per hour at the application site.
- Do not apply during temperature inversions.

### **SENSITIVE AREAS**

The pesticide should only be applied when the potential for drift to adjacent sensitive areas (e.g., residential areas, bodies of water, known habitat for threatened or endangered species, non-target crops) is minimal (e.g., when wind is blowing away from the sensitive areas).

Do NOT apply by ground within 25 feet of aquatic habitats (such as but not limited to lakes, reservoirs, rivers, streams, marshes, ponds, estuaries, and commercial fish ponds).

Do NOT apply by air within 125 feet of aquatic habitats (such as but not limited to lakes, reservoirs, rivers, streams, marshes, ponds, estuaries, and commercial fish ponds).

### **SPRAY DRIFT ADVISORIES**

**THE APPLICATOR IS RESPONSIBLE FOR AVOIDING OFF-SITE SPRAY DRIFT. BE AWARE OF NEARBY NON-TARGET SITES AND ENVIRONMENTAL CONDITIONS.**

#### **IMPORTANCE OF DROPLET SIZE**

An effective way to reduce spray drift is to apply large droplets. Use the largest droplets that provide target pest control. While applying larger droplets will reduce spray drift, the potential for drift will be greater if applications are made improperly or under unfavorable environmental conditions.

#### **Controlling Droplet Size – Ground Boom**

- **Volume** - Increasing the spray volume so that larger droplets are produced will reduce spray drift. Use the highest practical spray volume for the application. If a greater spray volume is needed, consider using a nozzle with a higher flow rate.
- **Pressure** - Use the lowest spray pressure recommended for the nozzle to produce the target spray volume and droplet size.
- **Spray Nozzle** - Use a spray nozzle that is designed for the intended application. Consider using nozzles designed to reduce drift.

#### **Controlling Droplet Size – Aircraft**

- **Adjust Nozzles** - Follow nozzle manufacturers recommendations for setting up nozzles. Generally, to reduce fine droplets, nozzles should be oriented parallel with the airflow in flight.

#### **BOOM HEIGHT – Ground Boom**

- For ground equipment, the boom should remain level with the crop and have minimal bounce.

#### **RELEASE HEIGHT - Aircraft**

- Higher release heights increase the potential for spray drift.

#### **SHIELDED SPRAYERS**

- Shielding the boom or individual nozzles can reduce spray drift. Consider using shielded sprayers. Verify that the shields are not interfering with the uniform deposition of the spray on the target area.

#### **TEMPERATURE AND HUMIDITY**

- When making applications in hot and dry conditions, use larger droplets to reduce effects of evaporation.

#### **TEMPERATURE INVERSIONS**

- Drift potential is high during a temperature inversion. Temperature inversions are characterized by increasing temperature with altitude and are common on nights with limited cloud cover and light to no wind. The presence of an inversion can be indicated by ground fog or by the movement of smoke from a ground source or an aircraft smoke generator. Smoke that layers and moves laterally in a concentrated cloud (under low wind conditions) indicates an inversion, while smoke that moves upward and rapidly dissipates indicates good vertical air mixing. Avoid applications during temperature inversions.

#### **WIND**

- Drift potential generally increases with wind speed. AVOID APPLICATIONS DURING GUSTY WIND CONDITIONS.
- Applicators need to be familiar with local wind patterns and terrain that could affect spray drift.

#### **Boom-less Ground Applications:**

- Setting nozzles at the lowest effective height will help to reduce the potential for spray drift.

#### **APPLICATION TIMING**

Begin application when insect populations reach recognized economic threshold levels. Consult the Cooperative Extension Service, Professional consultants or other qualified authorities to determine appropriate threshold levels for treatment in your area.

## INFORMATION

Afflict™ 30SG Insecticide is a 30% soluble granule for the control of many sucking and chewing insects on the crops listed in this label. The active ingredient in Afflict™ 30SG Insecticide is acetamiprid, a neonicotinoid insecticide that controls target insects through contact and ingestion. Afflict™ 30SG Insecticide is rapidly absorbed by the plant tissue and quickly moves via systemic translaminar activity to protect the entire leaf. However, thorough spray coverage is essential for optimal performance. Afflict™ 30SG Insecticide is rain-fast once the spray solution has dried.

## APPLICATION INSTRUCTIONS

### ROW CROPS

Apply a minimum finished spray volume of 5 gallons per acre by air or 15 gallons per acre by ground unless otherwise directed under crop specific directions. For best results, it is important to obtain thorough and uniform spray coverage of the plant. For aerial application, select nozzles and pressure that deliver **MEDIUM** spray droplets as indicated in nozzle manufacturer's catalogs and in accordance with ASABE Standard S-572.1. The use of spray adjuvants, such as high quality non-ionic or silicone surfactants or methylated seed oils is recommended to enhance coverage and plant uptake and may improve pest control in certain crops. Please see specific crop use directions. The addition of an adjuvant is recommended for all applications made to vegetables (except legumes) and to cotton when controlling whiteflies. The use of stickers is not recommended. Some adjuvants can cause adverse effects, such as spotting or burn to fruit or foliage. Select an adjuvant that will be safe for the target crop. Follow adjuvant use directions. Consult your local Extension Service, Crop Advisor or Aceto Life Sciences, L.L.C. representative for additional information. Use higher dosage rates for heavy infestations or dense foliage. The specific length of residual control depends on environmental factors, plant growth, dosage rate, and degree of insect infestation. For foliar banded applications, determine the amount of chemical to use per acre by dividing the band width by the row width and multiplying by the appropriate broadcast rate.

To clean the sprayer after use, drain and flush with water. Use rinsate on crop according to label instructions or dispose of in an approved manner (See STORAGE AND DISPOSAL).

### ORCHARD CROPS AND VINE CROPS (Excluding Grapes)

To achieve optimum pest control, it is important to obtain thorough and uniform spray coverage. Choose a finished spray volume appropriate for the size of tree or vine and amount of foliage which will provide thorough coverage throughout the canopy. For certain pests, also follow recommendations listed under crop specific directions. For aerial application, select nozzles and pressure that deliver **MEDIUM** spray droplets as indicated in nozzle manufacturer's catalogs and in accordance with ASAE Standard S-572. Aerial applications may not provide as thorough coverage as ground applications.

The use of spray adjuvants, such as high quality non-ionic surfactants, methylated seed or horticultural oils is recommended to enhance coverage and plant uptake and may improve pest control. The addition of an adjuvant is recommended for all applications to pome fruit when controlling codling moth, oriental fruit moth, and San Jose scale. The use of stickers is not recommended. Some adjuvants can cause adverse effects, such as spotting or burn to fruit or foliage. Select an adjuvant that will be safe to the target crop. Follow adjuvant use directions. Consult your local Extension Service, Crop Advisor or Aceto Life Sciences, L.L.C. representative for additional information.

Use higher dosage rates within the listed rate range for heavy infestations or dense foliage. The specific length of residual control depends on environmental factors, plant growth, dosage rate, and degree of insect infestation.

To clean the sprayer after use, drain and flush with water. Use rinsate on crop according to label instructions or dispose of in an approved manner (See STORAGE AND DISPOSAL).

### INTEGRATED PEST MANAGEMENT (IPM) USE OF Afflict™ 30SG Insecticide

Afflict™ 30SG Insecticide has ovicidal, larvicidal, or adulticidal activity against many pests which can



be effectively utilized in IPM programs. Control of important pests coupled with retention of beneficial insects and spiders can offer significant benefits to those producers utilizing integrated pest management programs.

#### **RESISTANCE MANAGEMENT**

For resistance management, Afflict™ 30SG Insecticide contains a Group 4A insecticide. Any insect population may contain individuals naturally resistant to Afflict™ 30SG Insecticide and other Group 4A insecticides. The resistant individuals may dominate the insect population if this group of insecticides is used repeatedly in the same fields. Appropriate resistance-management strategies should be followed.

To delay insecticide resistance, take the following steps:

- Rotate the use of Afflict™ 30SG Insecticide or other Group 4A insecticides within a growing season, or among growing seasons, with different groups that control the same pests.
- Use tank mixtures with insecticides from a different group that are equally effective on the target pest when such use is permitted. Do not rely on the same mixture repeatedly for the same pest population. Consider any known cross resistance issues (for the targeted pests) between the individual components of a mixture. In addition, consider the following recommendations provided by the Insecticide Resistance Action Committee (IRAC):
  - Individual insecticides selected for use in mixtures should be highly effective and be applied at the rates at which they are individually registered for use against the target species.
  - Mixtures with components having the same IRAC mode of action classification are not recommended for insect resistance management.
  - When using mixtures, consider any known cross-resistance issues between the individual components for the targeted pests.
  - Mixtures become less effective if resistance is already developing to one or both active ingredients, but they may still provide pest management benefits.
  - The insect resistance management benefits of an insecticide mixture are greatest if the two components have similar periods of residual insecticidal activity. Mixtures of insecticides with unequal periods of residual insecticidal activity may offer an insect resistance management benefit only for the period where both insecticides are active.
- Adopt an integrated pest management program for insecticides that includes scouting, uses historical information related to pesticide use, crop rotation, record keeping, and which considers cultural, biological, and other chemical control practices.
- Monitor after application for unexpected target pest survival. If the level of suggests the presence of resistance, consult with your local university specialist or certified pest control advisor.
- Contact your local extension specialist or certified crop advisors for any additional pesticide resistance-management and/or IPM recommendations for the specific site and pest problems in your area.
- To prevent development of insect resistance, do not apply to crops listed on this label when grown in a greenhouse

**RATE CONVERSION CHART FOR ALL OF THE FOLLOWING CROP USE DIRECTIONS**

<b>Oz. Afflict™ 30SG Insecticide</b>	<b>Treated Acres per 32 oz. Package of Afflict™ 30SG Insecticide</b>	<b>Lbs. AI per Acre</b>
1.5	21.3	0.028
2.0	16.0	0.038
2.5	12.7	0.047
3.0	10.7	0.056
4.0	8.0	0.075
4.3	7.4	0.081
5.0	6.4	0.094
5.3	6.0	0.099
5.5	5.8	0.103
6.0	5.5	0.112
6.4	5.0	0.120
7.0	4.6	0.131
8.0	4.0	0.15
9.6	3.3	0.18
13.3	2.4	0.25

# CROP USE DIRECTIONS

## ASPARAGUS

Apply Afflict™ 30SG Insecticide by air at a minimum finished spray volume of 5 gallons per acre or by ground at a minimum finished spray volume of 20 gallons per acre. For optimal control, thorough spray coverage is essential.

### SPECIFIC INSTRUCTIONS

PEST	APPLICATION USE RATE	USE INSTRUCTIONS
<b>Asparagus Thrips, Japanese Beetle, Tarnished Plant Bug, Asparagus Miner (suppression)</b>	Apply 5.3 oz. (0.10 lb. a.i.) of Afflict™ 30SG Insecticide per acre.	Begin application when treatment thresholds have been reached.  For Asparagus Thrips, begin application when treatment thresholds have been reached  For control of Japanese Beetle and Tarnished Plant Bug, make foliar applications following the cutting season.  For control of Asparagus Miner, make applications to adults prior to egg laying.
<b>Leafhoppers</b>	Apply 2.5-4.0 oz. (0.047-0.075 lb. a.i.) of Afflict™ 30SG Insecticide per acre.	Begin application when treatment thresholds have been reached.
<b>Asparagus Aphids, Asparagus Beetle, Spotted Asparagus Beetle</b>	Apply 2.5-5.3 oz. (0.047-0.10 lb. a.i.) of Afflict™ 30SG Insecticide per acre.	Begin application when treatment thresholds have been reached.  For Asparagus Aphids, make applications to new and young plantings.  For control of Asparagus Beetle and Spotted Asparagus Beetle, take samples early and continue sampling regularly throughout the season.

### USE RESTRICTIONS

- Maximum applications: 2 per calendar year.
- Do NOT apply more than once every 10 days.
- Pre-Harvest Interval (PHI) - 1 day
- Do NOT apply more than 10.7 oz. (0.2 lb. a.i.) per acre per calendar year regardless of application method.

**BLUEBERRIES AND OTHER BUSH and CANEBERRIES (within Crop Sub-Groups 13-07A and B) – Aronia Berry; Blackberry; Blueberry, highbush and lowbush; Buffalo Currant; Chilean Guava; Currant, red and black; Elderberry; European Barberry; Gooseberry; Cranberry, Highbush; Honeysuckle, edible; Huckleberry; Jostaberry; Juneberry; Lingonberry; Loganberry; Native Currant; Raspberry, black and red; Salal; Sea Buckthorn; Wild Raspberry; and cultivars, varieties and/or hybrids of these.**

Apply Afflict™ 30SG Insecticide by air at a minimum finished spray volume of 5 gallons per acre or by ground at a minimum finished spray volume of 20 gallons per acre. For optimal pest control, thorough crop coverage is essential.

**SPECIFIC INSTRUCTIONS**

<b>PEST</b>	<b>APPLICATION USE RATE</b>	<b>USE INSTRUCTIONS</b>
<b>Aphids, Leafhoppers</b>	Apply 2.5-5.3 oz. (0.044-0.10 lb. a.i.) of Afflict™ 30SG Insecticide per acre.	Through coverage is important to obtain optimum control. Use the higher rate in the range when you are unsure of the susceptibility of the aphid species or when the aphid species is unknown.
<b>Whitefly</b>	Apply 4.0-5.3 oz. (0.075-0.10 lb. a.i.) of Afflict™ 30SG Insecticide per acre.	Through coverage is important to obtain optimum control.
<b>Japanese Beetle, Blueberry Maggot, Sap Beetles, Tarnished Plant Bug, Strawberry Rootworm, Cherry Fruitworm, Cranberry Fruitworm, Flea Beetle, Spanworm, Thrips, Blueberry Gall Midge, Western Raspberry Fruit Worm (adult)</b>	Apply 4.5-5.3 oz. (0.085-0.10 lb. a.i.) of Afflict™ 30SG Insecticide per acre.	Use the higher rate in the range when you are unsure of the susceptibility of the thrips species or when the thrips species is unknown.

*(continued)*

**BLUEBERRIES AND OTHER BUSH and CANEBERRIES (within Crop Sub-Groups 13-07A and B) – Aronia Berry; Blackberry; Blueberry, highbush and lowbush; Buffalo Currant; Chilean Guava; Currant, red and black; Elderberry; European Barberry; Gooseberry; Cranberry, Highbush; Honeysuckle, edible; Huckleberry; Jostaberry; Juneberry; Lingonberry; Loganberry; Native Currant; Raspberry, black and red; Salal; Sea Buckthorn; Wild Raspberry; and cultivars, varieties and/or hybrids of these. (cont.)**

Apply Afflict™ 30SG Insecticide by air at a minimum finished spray volume of 5 gallons per acre or by ground at a minimum finished spray volume of 20 gallons per acre. For optimal pest control, thorough crop coverage is essential.

**SPECIFIC INSTRUCTIONS**

USE RESTRICTIONS
- Maximum applications: 5 per calendar year.
- Do NOT apply more than once every 7 days.
- Pre-Harvest Interval (PHI) - 1 day
- Do NOT apply more than 26.7 oz. (0.5 lb. a.i.) per acre per calendar year regardless of application method.

**BRASSICA LEAFY GREENS (within Crop Group 4-16B) - Arugula, Broccoli (Chinese), Broccoli raab, Cabbage (abyssinian), Cabbage (Chinese, bok choy), Cabbage (seakale, Collards, Cress (garden, upland), Hanover salad, Kale, Maca leaves, Mizuna, Mustard greens, Radish leaves, Rape greens, Rocket (wild), Shepherd's purse, Turnip greens, Watercress (Not approved for use in California); cultivars, varieties, and hybrids of these commodities.**

Apply in a minimum finished spray volume of 5 gallons per acre by air or 20 gallons per acre by ground.

**SPECIFIC INSTRUCTIONS**

PEST	APPLICATION USE RATE	USE INSTRUCTIONS
<b>Aphids</b>	Apply 2.0 -5.3 oz. (0.038-0.1 lb. a.i.) of Afflict™ 30SG Insecticide per acre.	Aphid species may differ in susceptibility to Afflict™ 30SG Insecticide. If you are unsure of the aphid species present or if there are difficult to control species such as lettuce aphid, red aphid, foxglove aphid, etc., use the maximum rate within the listed rate range.  Begin applications when treatment thresholds have been reached.  Thorough coverage is important to obtain optimum control.

*(continued)*

**BRASSICA LEAFY GREENS (within Crop Group 4-16B) - Arugula, Broccoli (Chinese), Broccoli raab, Cabbage (abysinnian), Cabbage (Chinese, bok choy), Cabbage (seakale, Collards, Cress (garden, upland), Hanover salad, Kale, Maca leaves, Mizuna, Mustard greens, Radish leaves, Rape greens, Rocket (wild), Shepherd's purse, Turnip greens, Watercress (Not approved for use in California); cultivars, varieties, and hybrids of these commodities. (cont.)**

Apply in a minimum finished spray volume of 5 gallons per acre by air or 20 gallons per acre by ground.

**SPECIFIC INSTRUCTIONS**

<b>PEST</b>	<b>APPLICATION USE RATE</b>	<b>USE INSTRUCTIONS</b>
<b>Whitefly Sweet Potato Silver Leaf Greenhouse (For field use only)</b>	Apply 2.5 -5.3 oz. (0.047-0.1 lb. a.i.) of Afflict™ 30SG Insecticide per acre.	Begin applications when whitefly adults appear prior to development of nymphs. Do not wait until heavy populations have become established. Use of an adjuvant is recommended to improve coverage and control. Use the high rates within the listed rate range under heavy pressure. Whiteflies have shown a tendency to develop resistance.  For resistance management purposes, alternating applications of different chemical classes reduces the potential for resistance development.
<b>Diamondback Moth (suppression) Flea beetle</b>	Apply 4.0 -5.3 oz. (0.075-0.1 lb. a.i.) of Afflict™ 30SG Insecticide per acre.	Begin applications as soon as moths begin laying eggs and continue as needed.  Use in a program as a resistance management tool.
<b>Thrips</b>	Apply 4.0 -5.3 oz. (0.075-0.1 lb. a.i.) of Afflict™ 30SG Insecticide per acre.	Begin applications as soon as thrips are seen in the crop and continue applications as needed.  Thrips will seek sheltered parts of the plant so using nozzles that produce a fine spray with sufficient water for thorough coverage is essential for good control. Applications during the "cupping" stage of cabbage may be especially helpful in preventing injury. For resistance management purposes, alternating applications of different chemical classes reduces the potential for resistance development.
<b>Harlequin Bug</b>	Apply 4.0 -5.3 oz. (0.075-0.1 lb. a.i.) of Afflict™ 30SG Insecticide per acre.	Begin applications when treatment thresholds have been reached. Thorough coverage is important to obtain optimum control.
<b>Swede Midge</b>	Apply 4.0 -5.3 oz. (0.075-0.1 lb. a.i.) of Afflict™ 30SG Insecticide per acre.	Apply as a preventative spray to control the first generation if swede midge has been found in your area. Preventative applications will decrease the chance of quick population increases later in the season.

*(continued)*

**BRASSICA LEAFY GREENS (within Crop Group 4-16B) - Arugula, Broccoli (Chinese), Broccoli raab, Cabbage (abyssinian), Cabbage (Chinese, bok choy), Cabbage (seakale, Collards, Cress (garden, upland), Hanover salad, Kale, Maca leaves, Mizuna, Mustard greens, Radish leaves, Rape greens, Rocket (wild), Shepherd's purse, Turnip greens, Watercress (Not approved for use in California); cultivars, varieties, and hybrids of these commodities. (cont.)**

Apply in a minimum finished spray volume of 5 gallons per acre by air or 20 gallons per acre by ground.

**SPECIFIC INSTRUCTIONS**

PEST	APPLICATION USE RATE	USE INSTRUCTIONS
<b>USE RESTRICTIONS</b>		
<ul style="list-style-type: none"> <li>- Maximum applications: 4 per calendar year.</li> <li>- Do NOT apply more than once every 7 days.</li> <li>- Pre-Harvest Interval (PHI) - 3 days</li> <li>- Do NOT apply more than 20.0 oz. (0.375 lb. a.i.) per acre per calendar year regardless of application method including any pre-transplant applications of acetamiprid (maximum pre-transplant application rate of acetamiprid is 0.15 lb. a.i. per acre).</li> <li>- There are no rotational crop plantback restrictions for Afflict™ 30SG Insecticide.</li> <li>- Do NOT harvest turnip root for food/feed purposes.</li> <li>- For applications made to watercress, production fields must be drained of water at least 24 hours prior to application and water must not be reapplied to the field for a minimum of 24 hours following the application.</li> </ul>		

**BRASSICA HEAD and STEM VEGETABLES (within Crop Subgroup 5-16) - Broccoli; Brussels sprouts; Cabbage; Chinese cabbage (napa); Cauliflower; and cultivars, varieties and hybrids of these commodities.**

Apply in a minimum finished spray volume of 5 gallons per acre by air or 20 gallons per acre by ground.

**SPECIFIC INSTRUCTIONS**

PEST	APPLICATION USE RATE	USE INSTRUCTIONS
<b>Aphids</b>	Apply 2.0 -4.0 oz. (0.038-0.075 lb. a.i.) of Afflict™ 30SG Insecticide per acre.	<p>Aphid species may differ in susceptibility to Afflict™ 30SG Insecticide. If you are unsure of the aphid species present and its susceptibility, use the higher rates within the listed rate range.</p> <p>Begin applications when treatment thresholds have been reached.</p> <p>Thorough coverage is important to obtain optimum control.</p>

*(continued)*

**BRASSICA HEAD and STEM VEGETABLES (within Crop Subgroup 5-16) - Broccoli; Brussels sprouts; Cabbage; Chinese cabbage (napa); Cauliflower; and cultivars, varieties and hybrids of these commodities. (cont.)**

Apply in a minimum finished spray volume of 5 gallons per acre by air or 20 gallons per acre by ground.

**SPECIFIC INSTRUCTIONS**

PEST	APPLICATION USE RATE	USE INSTRUCTIONS
<b>Whitefly Sweet Potato Silver Leaf Greenhouse (For field use only)</b>	Apply 2.5-4.0 oz. (0.047-0.075 lb. a.i.) of Afflict™ 30SG Insecticide per acre.	Begin applications when whitefly adults appear prior to development of nymphs. Do not wait until heavy populations have become established. Use of an adjuvant is recommended to improve coverage and control. Use the high rates within the listed rate range under heavy pressure. Whiteflies have shown a tendency to develop resistance.  For resistance management purposes, alternating applications of different chemical classes reduces the potential for resistance development.
<b>Diamondback Moth (suppression)</b>	Apply 4.0 oz. (0.075 lb. a.i.) of Afflict™ 30SG Insecticide per acre.	Begin applications as soon as moths begin laying eggs and continue as needed.  Use in a program as a resistance management tool.
<b>Thrips</b>	Apply 4.0 oz. (0.075 lb. a.i.) of Afflict™ 30SG Insecticide per acre.	Begin applications as soon as thrips are seen in the crop and continue applications as needed.  Thrips will seek sheltered parts of the plant so using nozzles that produce a fine spray with sufficient water for thorough coverage is essential for good control. Applications during the "cupping" stage of cabbage may be especially helpful in preventing injury. For resistance management purposes, alternating applications of different chemical classes reduces the potential for resistance development.
<b>Swede Midge</b>	Apply 4.0 oz. (0.075 lb. a.i.) of Afflict™ 30SG Insecticide per acre.	Apply as a preventative spray to control the first generation if swede midge has been found in your area. Preventative applications will decrease the chance of quick population increases later in the season.

**USE RESTRICTIONS**

- Maximum applications: 5 per calendar year.
- Do NOT apply more than once every 7 days.
- Pre-Harvest Interval (PHI) - 7 days
- Do NOT apply more than 20.0 oz. (0.375 lb. a.i.) per acre per calendar year regardless of application method including any pre-transplant applications of acetamiprid (maximum pre-transplant application rate of acetamiprid is 0.15 lb. a.i. per acre).
- There are no rotational crop plantback restrictions for Afflict™ 30SG Insecticide.



## CELTUCE, FLORENCE FENNEL

Apply in a minimum finished spray volume of 5 gallons per acre by air or 20 gallons per acre by ground.

### SPECIFIC INSTRUCTIONS

PEST	APPLICATION USE RATE	USE INSTRUCTIONS
<b>Aphids</b>	Apply 2.0 - 4.0 oz. (0.038-0.075 lb. a.i.) of Afflict™ 30SG Insecticide per acre.	Aphid species may differ in susceptibility to Afflict™ 30SG Insecticide. If you are unsure of the aphid species present or if there are difficult to control species such as lettuce aphid, red aphid, foxglove aphid, etc., use the maximum rate within the listed rate range.  Begin applications when treatment thresholds have been reached.  Thorough coverage is important to obtain optimum control.
<b>Whitefly Sweet Potato Silver Leaf Greenhouse (For field use only)</b>	Apply 2.5-4.0 oz. (0.047-0.075 lb. a.i.) of Afflict™ 30SG Insecticide per acre.	Begin applications when whitefly adults appear prior to development of nymphs. Do not wait until heavy populations have become established. Use of an adjuvant is recommended to improve coverage and control. Use the high rates within the listed rate range under heavy pressure. Whiteflies have shown a tendency to develop resistance.  For resistance management purposes, alternating applications of different chemical classes reduces the potential for resistance development.

### USE RESTRICTIONS

- Maximum applications: 5 per calendar year.
- Do NOT apply more than once every 7 days.
- Pre-Harvest Interval (PHI) - 7 days
- Do NOT apply more than 20.0 oz. (0.375 lb. a.i.) per acre per calendar year regardless of application method including any pre-transplant applications of acetamiprid (maximum pre-transplant application rate of acetamiprid is 0.15 lb. a.i. per acre).
- There are no rotational crop plantback restrictions for Afflict™ 30SG Insecticide.

**CITRUS (within Crop Group 10-10) – Calamondin; Citron; Citrus Hybrids; Grapefruit; Japanese Summer Grapefruit; Kumquat; Lemon; Lime; Lime, Australian Desert; Lime, Australian Finger; Lime, Australian Round; Lime, Brown River Finger; Lime, Mount White; Lime, Russell River; Lime, Sweet; Lime, Tahiti; Lime, New Guinea Wild; Mandarin, Mediterranean; Mandarin, Satsuma; Orange, Sour; Orange, Sweet; Orange, Tachibana; Orange, Trifoliolate; Pummelo; Tangelo; Tangor; UniQ Fruit; and cultivars, varieties and/or hybrids of these.**

Apply Afflict™ 30SG Insecticide to mature trees by air at a minimum finished spray volume of 20 gallons per acre or by ground at a minimum finished spray volume of 100 gallons per acre. For optimal pest control, use ground applications; thorough crop coverage is essential. Use the higher rate in the range when crop is under heavy pressure.

**SPECIFIC INSTRUCTIONS**

<b>PEST</b>	<b>APPLICATION USE RATE</b>	<b>USE INSTRUCTIONS</b>
<b>Aphids</b>	Apply 2.5-5.3 oz. (0.047-0.10 lb. a.i.) of Afflict™ 30SG Insecticide per acre.	Use the higher rate in the range when you are unsure of the susceptibility of the aphid species or when the aphid species is unknown.
<b>Citrus Thrips, Citrus Leafminer, Citrus Mealybug, Caribbean Black Scale, Glassy winged Sharpshooter</b>	Apply 4.0-7 oz. (0.075-0.13 lb. a.i.) of Afflict™ 30SG Insecticide per acre.	Use the higher rate in the range when crop is under heavy pest pressure. Begin applications when treatment thresholds have been reached.
<b>Citricola Scale, Red Scale</b>	Apply 8.0-13.3 oz. (0.15-0.25 lb. a.i.) of Afflict™ 30SG Insecticide per acre.	Treat Citricola Scale in the spring and fall when crawlers are present. Addition of an approved horticultural oil will improve control. For scale on foliage and wood, adjust gallonage based on tree size. 750 to 1,500 gallons per acre is the optimal volume for Red Scale control.
<b>Katydid</b>	Apply 2.5-4.3 oz. (0.11-0.19 lb. a.i.) of Afflict™ 30SG Insecticide per acre.	Make a repeat application in 2 to 3 weeks. Apply at petal fall or when katydids are first observed.
<b>Asian Citrus Psyllid</b>	Apply 3.0-13.3 oz. (0.13-0.25 a.i.) of Afflict™ 30SG Insecticide per acre.	Begin applications when pest populations begin to appear. Add a silicone-based adjuvant or horticultural oil to improve spray coverage and control. Scout groves regularly. Retreat as necessary but do not exceed the maximum application rate per acre per calendar year.

**USE RESTRICTIONS**

- Maximum applications: 5 per calendar year.
- Do NOT apply more than once every 7 days.
- Pre-Harvest Interval (PHI) - 7 days
- Do NOT apply more than 29.3 oz. (0.55 lb. a.i.) per acre per calendar year regardless of application method

## CLOVER

### For use only in Idaho, Oregon, and Washington

Apply Afflict™ 30SG Insecticide by air at a minimum finished spray volume of 5 gallons per acre or by ground at a minimum finished spray volume of 20 gallons per acre. For optimal pest control through crop coverage is essential. Use the higher rate in the range when crop is under heavy pressure.

#### SPECIFIC INSTRUCTIONS

PEST	APPLICATION USE RATE	USE INSTRUCTIONS
<b>Aphids, including Clover and Pea Aphid</b>	Apply 2.5-4.0 oz. (0.047-0.075 lb. a.i.) of Afflict™ 30SG Insecticide per acre.	Begin applications when treatment thresholds have been reached.

#### USE RESTRICTIONS

- For use only in Idaho, Oregon, and Washington.
- Do NOT apply more than once per acre per calendar year regardless of application method.
- Pre-Harvest Interval (PHI) - 30 days
- Do NOT apply more than 4.0 oz. (0.075 lb. a.i.) of Afflict™ 30SG Insecticide per acre per calendar year.

## COTTON (within Crop Subgroup 20C) – cultivars, varieties and/or hybrids of these.

Apply via air or ground in a minimum finished spray volume of 5 gallons per acre. For white fly control use 15 gallons per acre for ground applications. Use a minimum finished spray volume of 10 gallons per acre by ground under conditions of dense foliage or extreme pest populations.

For optimal pest control, thorough crop coverage is essential. If under heavy pressure by any of the pests listed below, use the high rate listed in the range.

#### SPECIFIC INSTRUCTIONS

PEST	APPLICATION USE RATE	USE INSTRUCTIONS
<b>Aphids</b>	Apply 1.5-2.5 oz. (0.028-0.047 lb. a.i.) of Afflict™ 30SG Insecticide per acre.	Begin applications when treatment thresholds have been reached.  Use the higher rate in the range when you are unsure of the susceptibility of the aphid species or when the aphid species is unknown.  Foliar absorption can be affected after cutout which could affect aphid control. For best results after cutout, use a penetrating adjuvant (including oils) to increase contact or absorption and/or tank mix with a knockdown insecticide.

*(continued)*

**COTTON (within Crop Subgroup 20C) – cultivars, varieties and/or hybrids of these.  
(cont.)**

Apply via air or ground in a minimum finished spray volume of 5 gallons per acre. For white fly control use 15 gallons per acre for ground applications. Use a minimum finished spray volume of 10 gallons per acre by ground under conditions of dense foliage or extreme pest populations.

For optimal pest control, thorough crop coverage is essential. If under heavy pressure by any of the pests listed below, use the high rate listed in the range.

**SPECIFIC INSTRUCTIONS**

PEST	APPLICATION USE RATE	USE INSTRUCTIONS
<b>Whitefly, Sweet Potato and Silver Leaf</b>	Apply 4.0-5.3 oz. (0.075-0.10 lb. a.i.) of Afflict™ 30SG Insecticide per acre.	<p>Make applications when adult whiteflies first appear and before the development of nymphs. Apply prior to the establishment of heavy infestation. As long as pest infestation continues, make repeat applications a minimum of 7 days apart however do not apply more than 21.3 oz. (0.4 lb. a.i.) per acre per calendar year of Afflict™ 30SG Insecticide nor exceed 4 applications per calendar year.</p> <p>The tendency for resistance development in whiteflies has been observed. To reduce the potential for resistance, rotate applications of Afflict™ 30SG Insecticide with insecticides that have a different mode of action.</p> <p>Foliar absorption may be affected after cutout which could affect whitefly control. For best results after cutout, use a penetrating adjuvant (including oils) to increase contact or absorption and/or tank mix with a knockdown insecticide.</p>
<b>Plantbugs (Lygus spp.)</b>	Apply 2.5-5.3 oz. (0.047-0.10 lb. a.i.) of Afflict™ 30SG Insecticide per acre.	<p>Begin applications when treatment thresholds have been reached.</p> <p>Applications of Afflict™ 30SG Insecticide may only achieve Plantbug suppression as species vary in susceptibility to Afflict™ 30SG Insecticide.</p> <p>Achieving control may require that two applications be made 7- 10 days apart.</p>
<b>Fleahopper</b>	Apply 1.5-2.5 oz. (0.028-0.047 lb. a.i.) of Afflict™ 30SG Insecticide per acre.	<p>Begin applications when treatment thresholds have been reached.</p> <p>Thorough cover is important to obtain optimum control.</p>

*(continued)*

**COTTON (within Crop Subgroup 20C) – cultivars, varieties and/or hybrids of these.  
(cont.)**

Apply via air or ground in a minimum finished spray volume of 5 gallons per acre. For white fly control use 15 gallons per acre for ground applications. Use a minimum finished spray volume of 10 gallons per acre by ground under conditions of dense foliage or extreme pest populations.

For optimal pest control, thorough crop coverage is essential. If under heavy pressure by any of the pests listed below, use the high rate listed in the range.

**SPECIFIC INSTRUCTIONS**

<b>PEST</b>	<b>APPLICATION USE RATE</b>	<b>USE INSTRUCTIONS</b>
<b>Thrips</b>	Apply 2.5-4.0 oz. (0.047-0.075 lb. a.i.) of Afflict™ 30SG Insecticide per acre.	Begin applications when thrips damage is first observed or anticipated. Thorough cover is important to obtain optimum control. Use the high rate within the listed rate range under heavy pest pressure. Spray coverage and control may be improved with the addition of a surfactant.
<b>FOR USE AS AN OVICIDE</b>		
<b>Budworm, Bollworm</b>	Apply 1.5-2.5 oz. (0.028-0.047 lb. a.i.) of Afflict™ 30SG Insecticide per acre.	Apply within 24 hours of egg lay.
<b>Whitefly</b>	Apply 4.0-5.3 oz. (0.075-0.10 lb. a.i.) of Afflict™ 30SG Insecticide per acre.	Sustained control of migrating adult whiteflies will not be achieved when making applications for ovicidal control.
<b>USE RESTRICTIONS</b>		
<ul style="list-style-type: none"> <li>- Do NOT apply Afflict™ 30SG Insecticide more than 4 times per acre per calendar year regardless of application method.</li> <li>- Do NOT apply more than once every 7 days.</li> <li>- Pre-Harvest Interval (PHI) - 28 days</li> <li>- Do NOT apply more than 21.3 oz. (0.4 lb. a.i.) per acre per calendar year regardless of application method.</li> <li>- Do NOT use for seed treatment.</li> <li>- There are no rotational crop plant bake restrictions for Afflict™ 30SG Insecticide.</li> </ul>		

**CUCURBITS (within Crop Group 9) – Chayote (fruit); Chinese Waxgourd (Chinese preserving melon); Citron Melon; Cucumber; Gherkin; Gourd, edible; *Momordica* spp.; Muskmelon (hybrids and/or cultivars of *Cucumis melo* including True Cantaloupe, Cantaloupe, Casaba, Crenshaw melon, Golden Pershaw Melon, Honeydew Melon, Honey Balls, Mango Melon, Persian Melon, Pineapple Melon, Santa Claus Melon, and Snake Melon); Pumpkin; Squash, summer and winter; Watermelon.**

Apply Afflict™ 30SG Insecticide by air at a minimum finished spray volume of 5 gallons per acre or by ground at a minimum finished spray volume of 20 gallons per acre. For optimal pest control through crop coverage is essential. If under heavy pressure by any of the pests listed below, use the high rate listed in the range.

**SPECIFIC INSTRUCTIONS**

PEST	APPLICATION USE RATE	USE INSTRUCTIONS
<b>Cucumber Beetle (Spotted, Striped, and Western Striped), Melonworm, Pickleworm</b>	Apply 2.5-5.3 oz. (0.047-0.10 lb. a.i.) of Afflict™ 30SG Insecticide per acre.	After application to Cucumber Beetle, adult beetles will stop feeding and death will follow within a few days.  For applications to control Melonworm, make applications when foliar feeding is first noticed or when larvae are observed in the field.  For applications to control Pickleworm, make applications at first bloom. Make additional applications as needed.  Add a spray adjuvant, like a silicone-based surfactant or horticultural oil to improve spray coverage and control.
<b>Squash Bug, Squash Vine Borer</b>	Apply 5.3 oz. (0.10 lb. a.i.) of Afflict™ 30SG Insecticide per acre.	For optimal control of Squash Bug, make applications to newly laid eggs and nymphs.
<b>Aphids, Leafhoppers</b>	Apply 2.5-4.0 oz. (0.047-0.075 lb. a.i.) of Afflict™ 30SG Insecticide per acre.	Use the higher rate in the range when you are unsure of the susceptibility of the aphid or leafhopper species or when the aphid species is unknown.

*(continued)*

**CUCURBITS (within Crop Group 9) –** **Chayote (fruit); Chinese Waxgourd (Chinese preserving melon); Citron Melon; Cucumber; Gherkin; Gourd, edible; *Momordica* spp.; Muskmelon (hybrids and/or cultivars of *Cucumis melo* including True Cantaloupe, Cantaloupe, Casaba, Crenshaw melon, Golden Pershaw Melon, Honeydew Melon, Honey Balls, Mango Melon, Persian Melon, Pineapple Melon, Santa Claus Melon, and Snake Melon); Pumpkin; Squash, summer and winter; Watermelon. (cont.)**

Apply Afflict™ 30SG Insecticide by air at a minimum finished spray volume of 5 gallons per acre or by ground at a minimum finished spray volume of 20 gallons per acre. For optimal pest control thorough crop coverage is essential. If under heavy pressure by any of the pests listed below, use the high rate listed in the range.

**SPECIFIC INSTRUCTIONS**

PEST	APPLICATION USE RATE	USE INSTRUCTIONS
<b>Whitefly, Sweet Potato and Silver Leaf</b>	Apply 2.5-5.3 oz. (0.047-0.10 lb. a.i.) of Afflict™ 30SG Insecticide per acre.	Begin applications when whitefly adults appear, prior to development of nymphs.  <b>DO NOT</b> wait until the establishment of a heavy infestation. As long as pest infestation continues, make repeat applications a minimum of 5-7 days apart however do not apply more than 26.5 oz. (0.5 lb. a.i.) per acre per calendar year of Afflict™ 30SG Insecticide nor exceed 5 applications per calendar year. Add an adjuvant to improve spray coverage and control.  The tendency for resistance development in whiteflies has been observed. To reduce the potential for resistance, rotate applications of Afflict™ 30SG Insecticide with insecticides that have a different mode of action.

**USE RESTRICTIONS**

- Maximum applications: 5 per calendar year.
- Do NOT apply more than once every 5 days.
- The maximum pre-transplant application rate is 0.15 lb. acetamiprid per acre.
- Pre-Harvest Interval (PHI) - 0 days (may be applied same day as harvest)
- Do NOT apply more than 26.5 oz. (0.5 lb. a.i.) per acre per calendar year regardless of application method including pre-transplant applications.

**EDIBLE PODDED LEGUME VEGETABLES (within Crop Sub-Group 6A) and SUCULENT SHELLED PEAS AND BEANS (within Crop Sub-Group 6B) – Bean (*Phaseolus* spp.), includes Lima Bean (Green), Runner Bean, Snap Bean, Wax Bean; Bean (*Vigna* spp.), includes Asparagus Bean, Blackeyed Pea, Chinese Longbean, Cowpea, Moth Bean, Southern Pea, Yardlong Bean; Broad Bean (succulent); Jackbean; Pea (*Pisum* spp.), includes Dwarf Pea, Edible-Pod Pea, English Pea, Garden Pea, Green Pea, Snow Pea, Sugar Snap Pea; Pigeon Pea; Soybean (immature seed); Sword Bean.**

Apply Afflict™ 30SG Insecticide by air at a minimum finished spray volume of 5 gallons per acre or by ground at a minimum finished spray volume of 20 gallons per acre. For optimal pest control, thorough crop coverage is essential.

Use the higher rate in the range when you are unsure of the susceptibility of the aphid or thrips species or when the aphid or thrips species is unknown.

**SPECIFIC INSTRUCTIONS**

PEST	APPLICATION USE RATE	USE INSTRUCTIONS
<b>Aphids, Leafhoppers, Cucumber Beetles, Bean Leaf Beetle, Mexican Bean Beetle</b>	Apply 2.5-5.3 oz. (0.047-0.10 lb. a.i.) of Afflict™ 30SG Insecticide per acre.	Begin applications when treatment thresholds have been reached.
<b>Whitefly</b>	Apply 4.0-5.3 oz. (0.075-0.10 lb. a.i.) of Afflict™ 30SG Insecticide per acre.	
<b>Thrips</b>	Apply 4.5-5.3 oz. (0.085-0.10 lb. a.i.) of Afflict™ 30SG Insecticide per acre.	
<p><b>USE RESTRICTIONS</b></p> <ul style="list-style-type: none"> <li>- Maximum applications: 3 per calendar year.</li> <li>- Do NOT apply more than once every 7 days.</li> <li>- Pre-Harvest Interval (PHI) - 7 days</li> <li>- Do NOT apply more than 16.0 oz. (0.3 lb. a.i.) per acre per calendar year regardless of application method.</li> </ul>		



**FRUITING VEGETABLES (within Crop Group 8-10) – African Eggplant; Bush Tomato; Cocona; Currant Tomato; Eggplant; Garden Huckleberry; Goji Berry; Groundcherry; Martynia; Naranjilla; Okra; Pea Eggplant; Pepino; Pepper, bell; Pepper, nonbell; Roselle; Scarlet Eggplant; Sunberry; Tomatillo; Tomato; Tree Tomato; and cultivars/hybrids of these.**

Apply Afflict™ 30SG Insecticide by air at a minimum finished spray volume of 5 gallons per acre or by ground at a minimum finished spray volume of 20 gallons per acre. For optimal pest control thorough crop coverage is essential. Use the higher rate in the range when you are unsure of the susceptibility of the aphid or thrips species or when the aphid or thrips species is unknown. If under heavy pressure by any of the pests listed below, use the high rate listed in the range.

**SPECIFIC INSTRUCTIONS**

PEST	APPLICATION USE RATE	USE INSTRUCTIONS
<b>Aphids</b>	Apply 2.0-4.0 oz. (0.038-0.075 lb. a.i.) of Afflict™ 30SG Insecticide per acre.	Begin applications when treatment thresholds have been reached.
<b>Colorado Potato Beetle</b>	Apply 1.5-2.5 oz. (0.028-0.047 lb. a.i.) of Afflict™ 30SG Insecticide per acre.	Begin applications when treatment thresholds have been reached.
<b>Whitefly; Sweet Potato, Silver Leaf, and Greenhouse (field use only)</b>	Apply 2.5-4.0 oz. (0.047-0.75 lb. a.i.) of Afflict™ 30SG Insecticide per acre.	Begin applications when whitefly adults appear, prior to development of nymphs.  Apply prior to the establishment of heavy infestation. As long as pest infestation continues, make repeat applications a minimum of 7 days apart however do not apply more than 16.0 oz. (0.3 lb. a.i.) per acre per calendar year of Afflict™ 30SG Insecticide nor exceed 4 applications per calendar year.  Add an adjuvant to improve spray coverage and control.  The tendency for resistance development in whiteflies has been observed. To reduce the potential for resistance, rotate applications of Afflict™ 30SG Insecticide with insecticides that have a different mode of action.
<b>Pepper Weevil</b>	Start applications at 2.5-4.0 oz. (0.047-0.075 lb. a.i.) of Afflict™ 30SG Insecticide per acre.	Begin application when adult pepper weevils first appear and at the same time that flower buds and/or fruit are present. Make repeat applications on 7 to 14 day intervals however do not apply more than 16.0 oz. (0.3 lb. a.i.) per acre per calendar year of Afflict™ 30SG Insecticide nor exceed 4 applications per calendar year. If crop is under heavy infestation, make repeat applications at the 7-day interval.

*(continued)*

**FRUITING VEGETABLES (within Crop Group 8-10) – African Eggplant; Bush Tomato; Cocona; Currant Tomato; Eggplant; Garden Huckleberry; Goji Berry; Groundcherry; Martynia; Naranjilla; Okra; Pea Eggplant; Pepino; Pepper; Pepper, bell; Pepper, nonbell; Roselle; Scarlet Eggplant; Sunberry; Tomatillo; Tomato; Tree Tomato; and cultivars/hybrids of these.**

Apply Afflict™ 30SG Insecticide by air at a minimum finished spray volume of 5 gallons per acre or by ground at a minimum finished spray volume of 20 gallons per acre. For optimal pest control thorough crop coverage is essential. Use the higher rate in the range when you are unsure of the susceptibility of the aphid or thrips species or when the aphid or thrips species is unknown. If under heavy pressure by any of the pests listed below, use the high rate listed in the range.

**SPECIFIC INSTRUCTIONS**

PEST	APPLICATION USE RATE	USE INSTRUCTIONS
<b>Thrips</b>	Apply 4.0 oz. (0.075 lb. a.i.) of Afflict™ 30SG Insecticide per acre.	Begin application when thrips first appear. Make repeat applications as needed however do not apply more than 16.0 oz. (0.3 lb. a.i.) per acre per calendar year of Afflict™ 30SG Insecticide nor exceed 4 applications per calendar year. To reduce the potential for resistance, rotate applications of Afflict™ 30SG Insecticide with insecticides that have a different mode of action.
<b>Leafhopper</b>	Apply 2.5-4.0 oz. (0.047-0.75 lb. a.i.).	Begin applications when treatment thresholds have been reached Thorough coverage is important to obtain optimum control.

**USE RESTRICTIONS**

- Maximum applications: 4 per calendar year.
- Do NOT apply more than once every 7 days.
- The maximum pre-transplant application rate is 0.15 lb. acetamiprid per acre.
- Pre-Harvest Interval (PHI) - 7 days
- Do NOT apply more than 16.0 oz. (0.3 lb. a.i.) per acre per calendar year regardless of application method including pre-transplant applications.
- There are no rotational crop plantback restrictions for Afflict™ 30SG Insecticide.

**GRAPES & OTHER CLIMBING VINE SMALL FRUITS (except Fuzzy Kiwifruit) (within Crop Sub-Group 13-07F) – Amur River Grape; Gooseberry; Kiwifruit, hardy; Maypop; Schisandra Berry; and cultivars, varieties and/or hybrids of these.**

Apply Afflict™ 30SG Insecticide by air at a minimum finished spray volume of 5 gallons per acre or by ground at a minimum finished spray volume of 20 gallons per acre. For optimal pest control, thorough crop coverage is essential; use ground applications.

**SPECIFIC INSTRUCTIONS**

PEST	APPLICATION USE RATE	USE INSTRUCTIONS
<b>Aphids, Glassywinged Sharpshooter, Grape Berry Moth, Grape Cane Girdler, Leafhoppers</b> (including grape leafhopper and variegated leafhopper), <b>Mealybug</b> (including grape, obscure, and vine), <b>Thrips, Western Grapeleaf Skeletonizer</b>	Apply 2.5-5.3 oz. (0.047-0.10 lb. a.i.) of Afflict™ 30SG Insecticide per acre.	Begin applications when treatment thresholds have been reached.  For mealy bug control, apply when crawler/nymphs become active.  For applications to control Western Grapeleaf Skeletonizer, make applications when larvae are witnessed feeding on leaves. To achieve thorough crop spray coverage, use a sufficient volume of water.

*(continued)*

**GRAPES & OTHER CLIMBING VINE SMALL FRUITS (except Fuzzy Kiwifruit) (within Crop Sub-Group 13-07F) – Amur River Grape; Gooseberry; Kiwifruit, hardy; Maypop; Schisandra Berry; and cultivars, varieties and/or hybrids of these. (cont.)**

Apply Afflict™ 30SG Insecticide by air at a minimum finished spray volume of 5 gallons per acre or by ground at a minimum finished spray volume of 20 gallons per acre. For optimal pest control, thorough crop coverage is essential; use ground applications.

**SPECIFIC INSTRUCTIONS**

PEST	APPLICATION USE RATE	USE INSTRUCTIONS
<b>Banded Grape Bug, Japanese Beetle, Phylloxera (aerial form only), Rose Chafer – NOT for use on these pests in CA, OR, and WA.</b>	Apply 2.5-5.3 oz. (0.047-0.10 lb. a.i.) of Afflict™ 30SG Insecticide per acre.	After application to Japanese Beetle, adult beetles will stop feeding and death will follow within a few days.

**USE RESTRICTIONS**

- Not for use on Banded Grape Bug, Japanese Beetle, Phylloxera (aerial form only), and Rose Chafer in CA, OR, and WA.
- Maximum applications: 2 per calendar year.
- Do NOT apply more than once every 14 days.
- Do NOT use spray adjuvants.
- Pre-Harvest Interval (PHI) - 3 days
- Do NOT apply more than 10.7 oz. (0.2 lb. a.i.) per acre per calendar year regardless of application method.

**KOHLRABI**

Apply in a minimum finished spray volume of 5 gallons per acre by air or 20 gallons per acre by ground.

**SPECIFIC INSTRUCTIONS**

PEST	APPLICATION USE RATE	USE INSTRUCTIONS
<b>Aphids</b>	Apply 2.0-4.0 oz. (0.038-0.075 lb. a.i.) of Afflict™ 30SG Insecticide per acre.	Aphid species may differ in susceptibility to Afflict™ 30SG Insecticide. If you are unsure of the aphid species present and its susceptibility, use the higher rates within the listed rate range.  Begin applications when treatment thresholds have been reached.  Thorough coverage is important to obtain optimum control.

*(continued)*

## KOHLRABI (cont.)

Apply in a minimum finished spray volume of 5 gallons per acre by air or 20 gallons per acre by ground.

### SPECIFIC INSTRUCTIONS

PEST	APPLICATION USE RATE	USE INSTRUCTIONS
<b>Whitefly Sweet Potato Silver Leaf Greenhouse (For field use only)</b>	Apply 2.5-4.0 oz. (0.047-0.075 lb. a.i.) of Afflict™ 30SG Insecticide per acre.	Begin applications when whitefly adults appear prior to development of nymphs. Do not wait until heavy populations have become established. Use of an adjuvant is recommended to improve coverage and control. Use the high rates within the listed rate range under heavy pressure. Whiteflies have shown a tendency to develop resistance.  For resistance management purposes, alternating applications of different chemical classes reduces the potential for resistance development.
<b>Diamondback Moth (suppression)</b>	Apply 4.0 oz. (0.075 lb. a.i.) of Afflict™ 30SG Insecticide per acre.	Begin applications as soon as moths begin laying eggs and continue as needed.  Use in a program as a resistance management tool.
<b>Thrips</b>	Apply 4.0 oz. (0.075 lb. a.i.) of Afflict™ 30SG Insecticide per acre.	Begin applications as soon as thrips are seen in the crop and continue applications as needed.  Thrips will seek sheltered parts of the plant so using nozzles that produce a fine spray with sufficient water for thorough coverage is essential for good control. Applications during the "cupping" stage of cabbage may be especially helpful in preventing injury. For resistance management purposes, alternating applications of different chemical classes reduces the potential for resistance development.
<b>Swede Midge</b>	Apply 4.0 oz. (0.075 lb. a.i.) of Afflict™ 30SG Insecticide per acre.	Apply as a preventative spray to control the first generation if swede midge has been found in your area. Preventative applications will decrease the chance of quick population increases later in the season.

### USE RESTRICTIONS

- Maximum applications: 5 per calendar year.
- Do NOT apply more than once every 7 days.
- Pre-Harvest Interval (PHI) - 7 days
- Do NOT apply more than 20.0 oz. (0.375 lb. a.i.) per acre per calendar year regardless of application method including any pre-transplant applications of acetamiprid (maximum pre-transplant application rate of acetamiprid is 0.15 lb. a.i. per acre).
- There are no rotational crop plantback restrictions for Afflict™ 30SG Insecticide.

**LEAF PETIOLE VEGETABLES within crop subgroup 22B - Cardoon, celery, Chinese celery, fuki, rhubarb, udo, zuiki; cultivars, varieties and hybrids of these commodities.**

Apply in a minimum finished spray volume of 5 gallons per acre by air or 20 gallons per acre by ground.

**SPECIFIC INSTRUCTIONS**

PEST	APPLICATION USE RATE	USE INSTRUCTIONS
<b>Aphids</b>	Apply 2.0 - 4.0 oz. (0.038-0.075 lb. a.i.) of Afflict™ 30SG Insecticide per acre.	Aphid species may differ in susceptibility to Afflict™ 30SG Insecticide. If you are unsure of the aphid species present or if there are difficult to control species such as lettuce aphid, red aphid, foxglove aphid, etc., use the maximum rate within the listed rate range.  Begin applications when treatment thresholds have been reached.  Thorough coverage is important to obtain optimum control.
<b>Whitefly Sweet Potato Silver Leaf Greenhouse (For Field Use Only)</b>	Apply 3.0-4.0 oz. (0.056-0.075 lb. a.i.) of Afflict™ 30SG Insecticide per acre.	Begin applications when whitefly adults appear prior to development of nymphs. Do not wait until heavy populations have become established. Use of an adjuvant is recommended to improve coverage and control. Use the high rates within the listed rate range under heavy pressure. Whiteflies have shown a tendency to develop resistance.  For resistance management purposes, alternating applications of different chemical classes reduces the potential for resistance development.

**USE RESTRICTIONS**

- Maximum applications: 5 per calendar year.
- Do NOT apply more than once every 7 days.
- Pre-Harvest Interval (PHI) - 7 days
- Do NOT apply more than 20.0 oz. (0.375 lb. a.i.) per acre per calendar year regardless of application method including any pre-transplant applications of acetamiprid (maximum pre-transplant application rate of acetamiprid is 0.15 lb. a.i. per acre).
- There are no rotational crop plantback restrictions for Afflict™ 30SG Insecticide.

**LEAFY GREENS (within Crop Group 4-16A) – Amaranth (Chinese, leafy), Aster (Indian), Blackjack, Cats whiskers, Cham- chwi, Cham-na-mul, Chervil (fresh leaves), Chipilin, Chrysanthemum ( garland), Cilantro (fresh leaves), Corn Salad, Cosmos, Dandelion (leaves), Dang-gwi (leaves), Dillweed, Dock, Dol-nam-mul, Ebolo, Endive, Escarole, Farniflower, Feather cockscomb, , Good King Henry, Huauzontle, Jute leaves, Lettuce (bitter, head, leaf), Orach, Parsley fresh leaves), Plantain (buckhorn), Primrose (English), Purslane (garden, winter), Radicchio, Spinach (leaf, Malabar, New Zealand, tanager), Swiss Chard, Violet (Chinese leaves), ; cultivars, varieties, and hybrids of these commodities**

Apply Afflict™ 30SG Insecticide by air at a minimum finished spray volume of 5 gallons per acre or by ground at a minimum finished spray volume of 20 gallons per acre. For optimal pest control, thorough crop coverage is essential. If under heavy pest pressure by any of the pests listed below, use the higher rate listed in the range.

**SPECIFIC INSTRUCTIONS**

PEST	APPLICATION USE RATE	USE INSTRUCTIONS
<b>Aphids</b>	Apply 2.0-4.0 oz. (0.038-0.075 lb. a.i.) of Afflict™ 30SG Insecticide per acre.	Use the higher rate in the range when you are unsure of the susceptibility of the aphid species or when an aphid species that is difficult to control is present (e.g., foxglove aphid, lettuce aphid, red aphid, etc.).
<b>Whitefly; Sweet Potato, Silver Leaf, and Greenhouse (field use only)</b>	Apply 3.0-4.0 oz. (0.056-0.075 lb. a.i.) of Afflict™ 30SG Insecticide per acre.	Apply prior to the establishment of heavy infestation. As long as pest infestation continues, make repeat applications a minimum of 7 days apart but do not apply more than 20.0 oz. (0.375 lb. a.i.) per acre per calendar year of Afflict™ 30SG Insecticide nor exceed a total of 5 applications per calendar year. Add an adjuvant to improve spray coverage and control.  The tendency for resistance development in whiteflies has been observed. To reduce the potential for resistance, rotate applications of Afflict™ 30SG Insecticide with insecticides that have a different mode of action.
<b>Thrips</b>	Apply 4.0 oz. (0.075 lb. a.i.) of Afflict™ 30SG Insecticide per acre.	Begin applications as soon as thrips are seen in the crop and continue applications as needed.  Thrips will seek sheltered parts of the plant so using nozzles that produce a fine spray with sufficient water for thorough coverage is essential for good control. Applications during the "cupping" stage of cabbage may be especially helpful in preventing injury. For resistance management purposes, alternating applications of different chemical classes reduces the potential for resistance development.

*(continued)*

**LEAFY GREENS (within Crop Group 4-16A) – Amaranth (Chinese, leafy), Aster (Indian), Blackjack, Cats whiskers, Cham- chwi, Cham-na-mul, Chervil (fresh leaves), Chipilin, Chrysanthemum ( garland), Cilantro (fresh leaves), Corn Salad, Cosmos, Dandelion (leaves), Dang-gwi (leaves), Dillweed, Dock, Dol-nam-mul, Ebolo, Endive, Escarole, Farnesflower, Feather cockscomb, , Good King Henry, Huauzontle, Jute leaves, Lettuce (bitter, head, leaf), Orach, Parsley fresh leaves), Plantain (buckhorn), Primrose (English), Purslane (garden, winter), Radicchio, Spinach (leaf, Malabar, New Zealand, tanager), Swiss Chard, Violet (Chinese leaves), ; cultivars, varieties, and hybrids of these commodities (cont.)**

Apply Afflict™ 30SG Insecticide by air at a minimum finished spray volume of 5 gallons per acre or by ground at a minimum finished spray volume of 20 gallons per acre. For optimal pest control, thorough crop coverage is essential. If under heavy pest pressure by any of the pests listed below, use the higher rate listed in the range.

**SPECIFIC INSTRUCTIONS**

PEST	APPLICATION USE RATE	USE INSTRUCTIONS
<b>Diamondback Moth (suppression)</b>	Apply 4.0 oz. (0.075 lb. a.i.) of Afflict™ 30SG Insecticide per acre.	Begin applications as soon as moths begin laying eggs and continue as needed. Use in a program as resistance management tool.
<b>Swede Midge</b>	Apply 4.0 oz. (0.075 lb. a.i.) of Afflict™ 30SG Insecticide per acre.	Apply as a preventative spray to control the first generation if swede midge has been found in your area. Preventative applications will decrease the chance of quick population increases later in the season

USE RESTRICTIONS
<ul style="list-style-type: none"> <li>- Maximum applications: 5 per calendar year.</li> <li>- Do NOT apply more than once every 7 days.</li> <li>- The maximum pre-transplant application rate is 0.15 lb. acetamiprid per acre.</li> <li>- Pre-Harvest Interval (PHI) - 7 days</li> <li>- Do NOT apply more than 20.0 oz. (0.375 lb. a.i.) per acre per calendar year regardless of application method including pre-transplant applications.</li> <li>- There are no rotational crop plantback restrictions for Afflict™ 30SG Insecticide.</li> </ul>



**ONIONS and OTHER BULB VEGETABLES (within Crop Group 3-07) – Chives, fresh leaves; Chives, Chinese, fresh leaves; Daylily, bulbs; Elegans Hosta; Fritillaria, bulb and leaves; Garlic, bulb; Garlic, Great Headed, bulb; Garlic, Serpent, bulb; Kurrat; Lady's Leek; Leek; Leek, wild; Lily, bulb; Onion, Beltsville Bunching; Onion, bulb; Onion, Chinese, bulb; Onion, fresh; Onion, green; Onion, Macrostem; Onion, Pearl; Onion, Potato, bulb; Onion, Tree, tops; Onion, Welsh, tops; Shallot, bulb; Shallot, fresh leaves; and cultivars, varieties, and/or hybrids of these.**

Apply Afflict™ 30SG Insecticide by air at a minimum finished spray volume of 5 gallons per acre or by ground at a minimum finished spray volume of 20 gallons per acre. For optimal pest control, thorough crop coverage is essential. Add a silicone-based surfactant or horticultural oil to improve spray coverage and control.

**SPECIFIC INSTRUCTIONS**

PEST	APPLICATION USE RATE	USE INSTRUCTIONS
Thrips	Apply 5.0-8.0 oz. (0.094-0.15 lb. a.i.) of Afflict™ 30SG Insecticide per acre.	Begin applications when treatment thresholds have been reached.  Use the higher rate in the range when you are unsure of the susceptibility of the thrips species or when the thrips species is unknown.

**USE RESTRICTIONS**

- Maximum applications: 4 per calendar year.
- Do NOT apply more than once every 7 days.
- The maximum pre-transplant application rate is 0.15 lb. acetamiprid per acre.
- Pre-Harvest Interval (PHI) - 7 days
- Do NOT apply more than 32.0 oz. (0.6 lb. a.i.) per acre per calendar year regardless of application method including pre-transplant applications.

**POME FRUIT (within Crop Group 11-10) – Apple; Azarole; Crabapple; Loquat; Mayhaw; Hook; Medlar; Pear; Pear, Asian; Quince; Quince, Chinese; Quince, Japanese; Tejocote; and cultivars, varieties and/or hybrids of these.**

Apply Afflict™ 30SG Insecticide by air at a minimum finished spray volume of 10 gallons per acre or by ground at a minimum finished spray volume of 50 gallons per acre. For optimal pest control, thorough crop coverage is essential and use ground applications of complete sprays (spraying every row).

Make applications prior to the establishment of heavy infestation and before populations of insects reach harmful levels. Degree day models can be used for codling moth, leafminer, and certain other insects to determine the timing and interval of applications. Lasting pest control for labeled pests depends on the rate. Use the high rate listed in the range for best residual control. Add a spray adjuvant, like a high quality non-ionic surfactant to improve spray coverage and control. Add a horticultural oil for controlling mites, especially when conditions are favorable to an increase in mite populations. Consider mite population history and the use of other products in the orchard when evaluating whether a predisposition for mite population buildup may exist.

Additional information may be obtained from your local Crop Advisor, Extension Service representative, or a representative from Aceto Life Sciences, L.L.C.

If under heavy pressure by any of the pests listed below, use the higher rate listed in the range.

**SPECIFIC INSTRUCTIONS**

PEST	APPLICATION USE RATE	USE INSTRUCTIONS
<b>Aphids, Leafhoppers</b>	Apply 2.5-4.0 oz. (0.047-0.075 lb. a.i.) of Afflict™ 30SG Insecticide per acre.	For aphids, use the higher rate in the range when you are unsure of the susceptibility of the aphid species or when the aphid species is unknown. Use of the higher rate in the range and repeat applications may be required to control woolly apple aphid. Do not apply more than 32 oz. (0.6 lb. a.i.) per acre per calendar year of Afflict™ 30SG Insecticide nor exceed a total of 4 applications per calendar year.
<b>Tentiform Leafminer</b>	Apply 2.5 oz. (0.047 lb. a.i.) of Afflict™ 30SG Insecticide per acre.	Application(s) for leafminer control must be made before larvae reach the tissue feeding stage.
<b>Codling Moth, Mealybug, Mullein Plant Bug (Campylomma), Psylla</b>	Apply 4.0-8.0 oz. (0.075-0.15 lb. a.i.) of Afflict™ 30SG Insecticide per acre.	Addition of a horticultural oil with Afflict™ 30SG Insecticide has been observed to increase control of Codling Moth. For applications to control Mullein Plant Bug, do not apply Afflict™ 30SG Insecticide when bees are foraging in the area to be treated. Apply Afflict™ 30SG Insecticide at pink bud through bloom and prior to petal fall when trying to prevent fruit damage from mullein plant bug. Summer applications may not effectively control Psylla.

*(continued)*

**POME FRUIT (within Crop Group 11-10) – Apple; Azarole; Crabapple; Loquat; Mayhaw; Hook; Medlar; Pear; Pear, Asian; Quince; Chinese; Quince, Japanese; Tejocote; and cultivars, varieties and/or hybrids of these. (cont.)**

Apply Afflict™ 30SG Insecticide by air at a minimum finished spray volume of 10 gallons per acre or by ground at a minimum finished spray volume of 50 gallons per acre. For optimal pest control, thorough crop coverage is essential and use ground applications of complete sprays (spraying every row).

Make applications prior to the establishment of heavy infestation and before populations of insects reach harmful levels. Degree day models can be used for codling moth, leafminer, and certain other insects to determine the timing and interval of applications. Lasting pest control for labeled pests depends on the rate. Use the high rate listed in the range for best residual control. Add a spray adjuvant, like a high quality non-ionic surfactant to improve spray coverage and control. Add a horticultural oil for controlling mites, especially when conditions are favorable to an increase in mite populations. Consider mite population history and the use of other products in the orchard when evaluating whether a predisposition for mite population buildup may exist.

Additional information may be obtained from your local Crop Advisor, Extension Service representative, or a representative from Aceto Life Sciences, L.L.C.

If under heavy pressure by any of the pests listed below, use the higher rate listed in the range.

**SPECIFIC INSTRUCTIONS**

PEST	APPLICATION USE RATE	USE INSTRUCTIONS
<b>European Apple Sawfly, Japanese Beetle, Lesser Apple Worm, Oriental Fruit Moth</b>	Apply 5.3-8.0 oz. (0.10-0.15 lb. a.i.) of Afflict™ 30SG Insecticide per acre.	After application to Japanese Beetle, adult beetles will stop feeding and death will follow within a few days.
<b>Apple Maggot, Dogwood Borer, Plum Curculio, San Jose Scale (suppression)</b>	Apply 8.0 oz. (0.15 lb. a.i.) of Afflict™ 30SG Insecticide per acre.	For applications to control Apple Maggot, spray timing may be determined through the use of baited spheres.  For applications to control Dogwood Borer, spray tree trunks. Time first application, after moth emergence, to coincide with egg laying period. Make second application 14 to 21 days later.  For best results to control Plum Curculio, make one application at early petal fall followed by one or two additional thorough coverage spray applications during egg-laying.  Make applications to control San Jose Scale during the crawler stage for optimal pest control. Add a horticultural oil to enhance control of San Jose Scale.

**USE RESTRICTIONS**

- Maximum applications: 4 per calendar year.
- Do NOT apply more than once every 12 days.
- Pre-Harvest Interval (PHI) - 7 days
- Do NOT apply more than 32 oz. (0.6 lb. a.i.) per acre per calendar year regardless of application method.

**STONE FRUIT (within Crop Group 12-12) – Apricot; apricot, Japanese; capulin; cherry, black; cherry, Nanking; cherry, sweet; cherry, tart; Jujube, Chinese; nectarine; peach; plum; plum, American; plum, beach; plum, Canada; plum, cherry; plum, Chickasaw; plum, Damson; plum, Japanese; plum, Klamath; plum, prune; plumcot; sloe; cultivars, varieties, and/or hybrids of these.**

Apply Afflict™ 30SG Insecticide by air at a minimum finished spray volume of 10 gallons per acre or by ground at a minimum finished spray volume of 50 gallons per acre. For optimal pest control, thorough crop coverage and complete row sprays are essential.

Lasting pest control for labeled pests depends on the rate. Use the high rate listed in the range for best residual control. Add a spray adjuvant, like a high quality silicone-based surfactant or horticultural oil to improve spray coverage and control. Degree day models in combination with pheromone traps can be used to determine the timing and interval of applications.

Additional information may be obtained from your local Crop Advisor, Extension Service representative, or a representative from Aceto Life Sciences, L.L.C.

If under heavy pressure by any of the pests listed below, use the higher rate listed in the range.

**SPECIFIC INSTRUCTIONS**

PEST	APPLICATION USE RATE	USE INSTRUCTIONS
<b>Aphids, Leafhoppers</b>	Apply 2.5-5.3 oz. (0.047-0.10 lb. a.i.) of Afflict™ 30SG Insecticide per acre.	Begin applications when treatment thresholds have been reached.  For aphids, use the higher rate in the range when you are unsure of the susceptibility of the aphid species or when the aphid species is unknown.
<b>Glassywinged Sharpshooter</b>	Apply 4.0-8.0 oz. (0.075-0.15 lb. a.i.) of Afflict™ 30SG Insecticide per acre.	Begin applications when treatment thresholds have been reached.
<b>Oriental Fruit Moth; Peach Twig Borer; Plum Curculio; Cat-facing Insects, e.g., plant bug and stinkbug (suppression)</b>	Apply 5.3-8.0 oz. (0.10-0.15 lb. a.i.) of Afflict™ 30SG Insecticide per acre.	Add a horticultural oil to improve spray coverage and control.  For best results to control Oriental Fruit Moth and Peach Twig Borer, apply with oil during the delayed-dormant period prior to bud break. Follow with applications at moth flights determined using degree day models.  For control of Plum Curculio, make one application at early petal fall followed by one or two additional thorough coverage spray applications during egg- laying. For control of subsequent generations, refer to local suggested practices.

*(continued)*

**STONE FRUIT (within Crop Group 12-12) – Apricot; apricot, Japanese; capulin; cherry, black; cherry, Nanking; cherry, sweet; cherry, tart; Jujube, Chinese; nectarine; peach; plum; plum, American; plum, beach; plum, Canada; plum, cherry; plum, Chickasaw; plum, Damson; plum, Japanese; plum, Klamath; plum, prune; plumcot; sloe; cultivars, varieties, and/or hybrids of these. (cont.)**

Apply Afflict™ 30SG Insecticide by air at a minimum finished spray volume of 10 gallons per acre or by ground at a minimum finished spray volume of 50 gallons per acre. For optimal pest control, thorough crop coverage and complete row sprays are essential.

Lasting pest control for labeled pests depends on the rate. Use the high rate listed in the range for best residual control. Add a spray adjuvant, like a high quality silicone-based surfactant or horticultural oil to improve spray coverage and control. Degree day models in combination with pheromone traps can be used to determine the timing and interval of applications.

Additional information may be obtained from your local Crop Advisor, Extension Service representative, or a representative from Aceto Life Sciences, L.L.C.

If under heavy pressure by any of the pests listed below, use the higher rate listed in the range.

**SPECIFIC INSTRUCTIONS**

PEST	APPLICATION USE RATE	USE INSTRUCTIONS
<b>Cherry Fruit Fly, Black Cherry Fruit Fly, Western Cherry Fruit Fly</b>	Apply 5.3-8.0 oz. (0.10-0.15 lb. a.i.) of Afflict™ 30SG Insecticide per acre, to not exceed a total of 4 applications per year.	Begin application for cherry fruit fly, black cherry fruit fly, and western cherry fruit fly at adult emergence and continue on 10-day spray interval through egg hatch.  For optimal control of fruit flies, suitable application timing is essential.
<b>San Jose Scale, Japanese Beetle, Rose Chafer</b>	Apply 5.3-8.0 oz. (0.10-0.15 lb. a.i.) of Afflict™ 30SG Insecticide per acre.	For San Jose Scale, apply with a horticultural oil as dormant/delayed dormant application and time in-season applications for the crawler stage.  The addition of horticultural oil for crawler stage applications may improve performance against San Jose Scale. Consult local recommendations regarding use of oil.  After application to Japanese Beetle, adult beetles will stop feeding and death will follow within a few days.

<b>USE RESTRICTIONS</b>
<ul style="list-style-type: none"> <li>- Maximum applications: 4 per calendar year.</li> <li>- Do NOT apply more than once every 10 days.</li> <li>- Pre-Harvest Interval (PHI) - 7 days</li> <li>- Do NOT apply more than 32 oz. (0.6 lb. a.i.) per acre per calendar year regardless of application method.</li> </ul>

**STRAWBERRIES and OTHER LOW GROWING BERRIES (within Crop Sub-Group 13-07G) – Bearberry; Bilberry; Blueberry, Lowbush; Cloudberry; Cranberry; Lingonberry; Muntries; Partridgeberry; Strawberry; and cultivars, varieties, and/or hybrids of these.**

Apply Afflict™ 30SG Insecticide by air at a minimum finished spray volume of 10 gallons per acre or by ground at a minimum finished spray volume of 20 gallons per acre. For optimal pest control, thorough crop coverage is essential. If under heavy pressure by any of the pests listed below, use the higher rate listed in the range.

**SPECIFIC INSTRUCTIONS**

PEST	APPLICATION USE RATE	USE INSTRUCTIONS
<b>Blueberry Maggot, Spanworm, Cherry Fruitworm, Cranberry Fruitworm, Flea Beetle, Japanese Beetle, Oblique Banded Leaf Roller, Plantbugs (<i>Lygus</i> spp.) Sap Beetles, Thrips, Whiteflies, Firmworm (suppression), Gypsy Moth, Sparganothis Fruitworm, Cranberry Tipworm</b>	Apply 4.0-6.9 oz. (0.075-0.13 lb. a.i.) of Afflict™ 30SG Insecticide per acre.	Begin applications when treatment thresholds have been reached.  Use the higher rate in the range when you are unsure of the susceptibility of the thrips species or when the thrips species is unknown.

*(continued)*

**STRAWBERRIES and OTHER LOW GROWING BERRIES (within Crop Sub-Group 13-07G) – Bearberry; Bilberry; Blueberry, Lowbush; Cloudberry; Cranberry; Lingonberry; Muntries; Partridgeberry; Strawberry; and cultivars, varieties, and/or hybrids of these. (cont.)**

Apply Afflict™ 30SG Insecticide by air at a minimum finished spray volume of 10 gallons per acre or by ground at a minimum finished spray volume of 20 gallons per acre. For optimal pest control, thorough crop coverage is essential. If under heavy pressure by any of the pests listed below, use the higher rate listed in the range.

**SPECIFIC INSTRUCTIONS**

PEST	APPLICATION USE RATE	USE INSTRUCTIONS
<b>Aphids, Leafhoppers, Spittlebug</b>	Apply 1.9-4.0 oz. (0.038-0.075 lb. a.i.) of Afflict™ 30SG Insecticide per acre.	Begin applications when treatment thresholds have been reached.  Use the higher rate in the range when you are unsure of the susceptibility of the aphid species or when the aphid species is unknown.
<p><b>USE RESTRICTIONS</b></p> <ul style="list-style-type: none"> <li>- Maximum applications: 2 per calendar year.</li> <li>- Do NOT apply more than once every 7 days.</li> <li>- Do NOT flood cranberry bogs within 60 days after application of Afflict™ 30SG Insecticide.</li> <li>- Do NOT grow more than one crop of cranberries per calendar year.</li> <li>- Pre-Harvest Interval (PHI) - 1 day</li> <li>- Do NOT apply more than 13.8 oz. (0.26 lb. a.i.) per acre per calendar year regardless of application method.</li> </ul>		

## SWEET CORN

Apply Afflict™ 30SG Insecticide by air at a minimum finished spray volume of 5 gallons per acre or by ground at a minimum finished spray volume of 20 gallons per acre. For optimal control, through spray coverage is essential.

### SPECIFIC INSTRUCTIONS

PEST	APPLICATION USE RATE	USE INSTRUCTIONS
<b>Corn Flea Beetle, Northern Rootworm, Western Rootworm, Southern Rootworm, Beetles (adults), Corn (Dusky) Sap Beetle</b>	Apply 4.0-5.3 oz. (0.075-0.10 lb. a.i.) of Afflict™ 30SG Insecticide per acre.	Make up to 2 applications on a 14 day interval. Do not make applications within 7 days prior to harvest (PHI = 7days).  When applications are made to control Corn Flea Beetle, scout fields regularly from emergence to when corn reaches 1 foot tall.  For control of Northern, Western, and Southern Rootworm and adult beetles, make applications during the corn silking period. For control of Corn (Dusky) Sap Beetle, make applications during the corn tasseling and silking periods.
<b>Aphids, Corn Leaf Aphid and Vegetable Aphid</b>	Apply 2.1-2.9 oz. (0.04-0.054 lb. a.i.) of Afflict™ 30SG Insecticide per acre.	Make up to 4 applications on a 14 day interval but only if applied in a tank mixture or rotated with an alternative insecticide. Do not apply within 1 day prior to harvest (PHI = 1 day).
<b>Japanese Beetle, Stink Bugs (suppression), Corn Silk Fly (suppression)</b>	Apply 5.3 oz. (0.10 lb. a.i.) of Afflict™ 30SG Insecticide per acre.	Do NOT make more than 2 applications on a 14 day interval during corn tussling and silking. Do not apply within 7 days prior to harvest. (PHI = 7 days)  For control of Japanese Beetle, make applications when beetles first appear. The corn crop is most susceptible to Japanese Beetle feeding during the silking period. Scout fields regularly starting when beetles first appear.

### USE RESTRICTIONS

- Maximum applications: 2 at the 5.3 oz. product rate per calendar year or 4 at the 2.9 oz. product rate per calendar year. Refer to rates listed above.
- Pre-Harvest Interval (PHI) - See PEST SPECIFIC INSTRUCTIONS
- Do NOT apply more than 11.2 oz. (0.21 lb. a.i.) per acre per calendar year regardless of application method.



## TOBACCO

Apply Afflict™ 30SG Insecticide by air at a minimum finished spray volume of 5 gallons per acre or by ground at a minimum finished spray volume of 20 gallons per acre. For optimal pest control, thorough crop coverage is essential. If under heavy pressure by any of the pests listed below, use the high rate listed in the range.

### SPECIFIC INSTRUCTIONS

PEST	APPLICATION USE RATE	USE INSTRUCTIONS
<b>Flea Beetles, Hornworms</b>	Apply 2.5-4.0 oz. (0.047-0.075 lb. a.i.) of Afflict™ 30SG Insecticide per acre.	Begin applications when treatment thresholds have been reached.
<b>Aphids</b>	Apply 1.5-4.0 oz. (0.028-0.075 lb. a.i.) of Afflict™ 30SG Insecticide per acre.	Begin applications when treatment thresholds have been reached.  Use the higher rate in the range when you are unsure of the susceptibility of the aphid species or when the aphid species is unknown.
<b>FOR USE AS AN OVICIDE Budworm</b>	Apply 2.5-4.0 oz. (0.047-0.075 lb. a.i.) of Afflict™ 30SG Insecticide per acre.	Begin applications when treatment thresholds have been reached.
<b>USE RESTRICTIONS</b> <ul style="list-style-type: none"><li>- Maximum applications: 4 per calendar year.</li><li>- Do NOT apply more than once every 7 days.</li><li>- Pre-Harvest Interval (PHI) - 7 days</li><li>- Do NOT apply more than 16.0 oz. (0.3 lb. a.i.) per acre per calendar year regardless of application method.</li></ul>		

**TREE NUTS (within Crop Group 14-12) African nut-tree, Almond, Beech nut, Brazil nut, Brazilian pine, Bunya, Bur oak, Butternut, Cajou nut, Candlenut, Cashew, Chestnut, Chinquapin, Coconut, Coquito nut, Dika nut, Ginkgo, Guiana chestnut, Hazelnut (filbert), Heartnut, Hickory nut, Japanese horse- chestnut, Macadamia (bush nut), Mongongo nut, Monkey-pot, Monkey puzzle nut, Okari nut, Pachira nut, Peach palm nut, Pecan, Pequi, Pili nut, Pine nut, Pistachio, Sapucaia nut, Tropical almond, Walnut (black and English), Yellowhorn, and cultivars, varieties and/or hybrids of these.**

Apply Afflict™ 30SG Insecticide by air at a minimum finished spray volume of 10 gallons per acre or by ground at a minimum finished spray volume of 50 gallons per acre. For optimal pest control, thorough crop coverage is essential and use complete sprays (spraying every row).

Degree day models in combination with pheromone traps can be used to determine the timing and interval of applications. Additional information may be obtained from your local Crop Advisor, Extension Service representative, or a representative from Aceto Life Sciences, L.L.C.

If under heavy pressure by any of the pests listed below or dense foliage is present, use the high rate listed in the range.

**SPECIFIC INSTRUCTIONS**

PEST	APPLICATION USE RATE	USE INSTRUCTIONS
<b>Aphids, Leafhoppers</b>	Apply 2.5-9.6 oz. (0.047-0.18 lb. of a.i.) of Afflict™ 30SG Insecticide per acre.	Use the higher rate in the range when you are unsure of the susceptibility of the aphid species or when the aphid species is unknown or when trying to control Black Pecan Aphid. On large mature trees, use the higher rate within the listed rate range may be necessary for adequate control at the top of the trees. Add an adjuvant to enhance spray coverage and pest control.
<b>Glassywinged Sharpshooter, Pecan Nut Casebearer</b>	Apply 4.0-8.0 oz. (0.075-0.15 lb. a.i.) of Afflict™ 30SG Insecticide per acre.	Begin applications when treatment thresholds have been reached.
<b>Codling Moth, Oriental Fruit Moth, Peach Twig Borer, San Jose Scale, Hickory Shuckworm, Pecan Weevil, Red Humped Caterpillar, Filbertworm, Naval Orangeworm</b>	Apply 5.3-9.6 oz. (0.10-0.18 lb. a.i.) of Afflict™ 30SG Insecticide per acre.	Residual control varies by rate. Use the higher rate within the listed rate range for extended control and on tall, mature trees with dense foliage.  Add a horticultural oil to enhance control. When using oil, refer to local suggested practices.  For control of Oriental Fruit Moth (OFM) and Peach Twig Borer (PTB), make a delayed dormant application with oil prior to bud break. For Codling Moth, OFM, Filbertworm, and PTB, make in season applications at moth flights using appropriate degree day models.  For best results to control San Jose Scale, apply with horticultural oil during the delayed-dormant or dormant period. Follow with in-season applications during the crawler stage.

**TREE NUTS (within Crop Group 14-12) African nut-tree, Almond, Beech nut, Brazil nut, Brazilian pine, Bunya, Bur oak, Butternut, Cajou nut, Candlenut, Cashew, Chestnut, Chinquapin, Coconut, Coquito nut, Dika nut, Ginkgo, Guiana chestnut, Hazelnut (filbert), Heartnut, Hickory nut, Japanese horse- chestnut, Macadamia (bush nut), Mongongo nut, Monkey-pot, Monkey puzzle nut, Okari nut, Pachira nut, Peach palm nut, Pecan, Pequi, Pili nut, Pine nut, Pistachio, Sapucaia nut, Tropical almond, Walnut (black and English), Yellowhorn, and cultivars, varieties and/or hybrids of these. (cont.)**

Apply Afflict™ 30SG Insecticide by air at a minimum finished spray volume of 10 gallons per acre or by ground at a minimum finished spray volume of 50 gallons per acre. For optimal pest control, thorough crop coverage is essential and use complete sprays (spraying every row).

Degree day models in combination with pheromone traps can be used to determine the timing and interval of applications. Additional information may be obtained from your local Crop Advisor, Extension Service representative, or a representative from Aceto Life Sciences, L.L.C.

If under heavy pressure by any of the pests listed below or dense foliage is present, use the high rate listed in the range.

**SPECIFIC INSTRUCTIONS**

PEST	APPLICATION USE RATE	USE INSTRUCTIONS
<b>Walnut Husk Fly</b>	Apply 6.4-8.0 oz. (0.12-0.15 lb. a.i.) of Afflict™ 30SG Insecticide per acre.	Apply once gravid (egg producing) adult females are observed. Add a recommended rate of husk fly bait. If needed repeat application in 3 to 4 weeks.
<b>Gill's Mealybug</b>	Apply 8.0 oz. (0.15 lb. a.i.) of Afflict™ 30SG Insecticide per acre.	Apply as crawlers emerge, typically in early to mid-June. To achieve through crop spray coverage, use a sufficient volume of water. Use a horticultural oil or penetrating adjuvant (does not include stickers) to increase pest control
<b>USE RESTRICTIONS</b>		
<ul style="list-style-type: none"> <li>- Maximum applications: 4 per calendar year.</li> <li>- Do NOT apply more than once every 14 days.</li> <li>- Pre-Harvest Interval (PHI) - 14 days</li> <li>- Do NOT apply more than 38.4 oz. (0.72 lb. a.i.) per acre per calendar year regardless of application method.</li> </ul>		

**TROPICAL AND SUBTROPICAL MEDIUM TO LARGE FRUIT, SMOOTH, INEDIBLE PEEL (subgroup 24B) – abiu; akee apple; avocado; avocado, Guatemalan; avocado, Mexican; avocado, West Indian; bacury; banana; banana, dwarf; binjai; canistel; upuacú; etambe; jatobá; kei apple; langsai; lanjut; lucuma; mabolo; mango; mango, horse; mango, Saipan; mangosteen; paho; papaya; pawpaw, common; pelipisan; pequi; pequia; persimmon, American; plantain; pomegranate; poshte; quandong; sapote, black; sapote, green; sapote, white; sataw; screw-pine; star apple; tamarind-of-the- Indies; wild loquat; cultivars, varieties, and hybrids of these commodities.**

Apply in a minimum finished spray volume of at least 10 gallons per acre by air or 50 gallons per acre by ground.

**SPECIFIC INSTRUCTIONS**

<b>PEST</b>	<b>APPLICATION USE RATE</b>	<b>USE INSTRUCTIONS</b>
<b>Mealybug</b>	Apply 8.0 oz. (0.15 lb. a.i.) of Afflict™ 30SG Insecticide per acre.	To control mealybug - apply Afflict™ 30SG Insecticide as crawlers/nymphs become active.  Thorough coverage is important to obtain optimum control.  Complete sprays (every row) are recommended.  The use of spray adjuvants, such as horticultural oil or high quality non-ionic surfactants, enhances coverage and may improve pest control.  Consult your local Extension Service, Crop Advisor or Aceto Life Sciences, L.L.C. representative for additional information.
<b>Whitefly</b>	Apply 4.0-8.0 oz. (0.075-0.15 lb. a.i.) of Afflict™ 30SG Insecticide per acre.	Begin applications when whitefly adults appear prior to development of nymphs. Do not wait until heavy populations have become established.  Use of an adjuvant is recommended to improve coverage and control.  Use the high rates within the listed rate range under heavy pressure.  Whiteflies have shown a tendency to develop resistance.  For resistance management purposes, alternating applications of different chemical classes reduces the potential for resistance development.
<b>Aphid Leafhoppers</b>	Apply 2.5 -8.0 oz. (0.047 -0.15 lb. a.i.) of Afflict™ 30SG Insecticide per acre.	Aphid and leafhopper species may differ in susceptibility to Afflict™ 30SG Insecticide. If you are unsure of the species present, use the maximum rate within the listed rate range.

*(continued)*

**TROPICAL AND SUBTROPICAL MEDIUM TO LARGE FRUIT, SMOOTH, INEDIBLE PEEL (subgroup 24B) – abiu; akee apple; avocado; avocado, Guatemalan; avocado, Mexican; avocado, West Indian; bacury; banana, dwarf; binjai; canistel; upuacú; etambe; jatobá; kei apple; langsung; lanjut; lucuma; mabolo; mango; mango, horse; mango, Saipan; mangosteen; paho; papaya; pawpaw, common; pelipisan; pequi; pequia; persimmon, American; plantain; pomegranate; poshte; quandong; sapote, black; sapote, green; sapote, white; sataw; screw-pine; star apple; tamarind-of-the-Indies; wild loquat; cultivars, varieties, and hybrids of these commodities. (cont.)**

Apply in a minimum finished spray volume of at least 10 gallons per acre by air or 50 gallons per acre by ground.

**SPECIFIC INSTRUCTIONS**

<b>PEST</b>	<b>APPLICATION USE RATE</b>	<b>USE INSTRUCTIONS</b>
<b>Glassy-winged sharpshooter</b>	Apply 4.0-8.0 oz. (0.075-0.15 lb. a.i.) of Afflict™ 30SG Insecticide per acre.	Use the higher rates within the listed rate range under heavy insect pressure.  Begin applications when treatment thresholds have been reached.  Thorough coverage is important to obtain optimum control.
<b>Katydid</b>	Apply 6.0-8.0 oz. (0.11-0.15 lb. a.i.) of Afflict™ 30SG Insecticide per acre.	Thorough coverage is important to obtain optimum control.

**USE RESTRICTIONS**

- Do NOT make more than 2 applications per calendar year.
- Do NOT apply more than once every 14 days.
- Do NOT apply less than 1 day before harvest (PHI - 1 day).
- Do NOT exceed a total of 0.30 lb. active ingredient (16.0 oz. product) per acre per calendar year.

**TUBEROUS AND CORM VEGETABLES (within Crop Sub-Group 1C) – Arracacha; Arrowroot; Artichoke, Chinese; Artichoke, Jerusalem; Canna, edible; Cassava, bitter and sweet; Chayote, root; Chufa; Dasheen; Ginger; Leren; Potato; Sweet Potato; Tanier; Tumeric; Yam Bean; Yam, true.**

Apply Afflict™ 30SG Insecticide by air at a minimum finished spray volume of 5 gallons per acre or by ground at a minimum finished spray volume of 20 gallons per acre. For optimal pest control, thorough crop coverage is essential. If under heavy pressure by any of the pests listed below or dense foliage is present, use the high rate listed in the range.

**SPECIFIC INSTRUCTIONS**

<b>PEST</b>	<b>APPLICATION USE RATE</b>	<b>USE INSTRUCTIONS</b>
<b>Aphids</b>	Apply 2.5-4.0 oz. (0.047-0.075 lb. a.i.) of Afflict™ 30SG Insecticide per acre.	Begin applications when treatment thresholds have been reached.  Use the higher rate in the range when you are unsure of the susceptibility of the aphid species or when the aphid species is unknown.
<b>Leafhoppers, Colorado Potato Beetle, Cucumber Beetle</b>	Apply 1.5-4.0 oz. (0.028-0.075 lb. a.i.) of Afflict™ 30SG Insecticide per acre.	Use higher rates within the listed rate range under conditions of heavy pest pressure or dense foliage. Begin applications when pest treatment thresholds have been reached.
<b>Flea Beetle</b>	Apply 1.5-2.5 oz. (0.028-0.047 lb. a.i.) of Afflict™ 30SG Insecticide per acre.	Thorough coverage is important to obtain optimum control.
<b>FOR USE AS AN OVICIDE European Corn Borer</b>	Apply 2.5-4.0 oz. (0.047-0.075 lb. a.i.) of Afflict™ 30SG Insecticide per acre.	For application via overhead sprinkler chemigation to emerged potato foliage, use a 4.0 ounce / Acre rate to control aphids and leafhoppers and a 2.5 – 4.0 ounce/Acre rate to control Colorado Potato Beetles. See the Directions for Chemigation section of the label for application details.

**USE RESTRICTIONS**

- Maximum applications: 4 per calendar year.
- Do NOT apply more than once every 7 days.
- If an acetamiprid seed treatment application has been made, do NOT make a foliar application to the same crop.
- Pre-Harvest Interval (PHI) - 7 days
- Do NOT apply more than 16.0 oz. (0.3 lb. a.i.) per acre per calendar year regardless of application method.
- There are no rotational crop plantback restrictions for Afflict™ 30SG Insecticide.

Batch Code No.See container

## STORAGE AND DISPOSAL

Do Not contaminate water, food or feed by storage or disposal.

**PESTICIDE STORAGE:** Store in a tightly closed, original container in a cool, dry place. Do Not allow prolonged storage in areas where temperatures frequently exceed 115 °F (46 °C).

**PESTICIDE DISPOSAL:** Wastes resulting from use of this product may be disposed of on site or at an approved waste disposal facility.

### **CONTAINER HANDLING:**

**Rigid Plastic Container:** Nonrefillable container, 5 lbs. or less. Do Not reuse or refill this container. Triple rinse container (or equivalent) promptly after emptying. Triple rinse as follows: Empty the remaining contents into application equipment or a mix tank. Fill the container ¼ full with water and recap. Shake for 10 seconds. Pour rinsate into application equipment or a mix tank or store rinsate for later use or disposal. Drain for 10 seconds after the flow begins to drip. Repeat this procedure two more times. Then offer for recycling if available or puncture and dispose of in a sanitary landfill, or by incineration, or by other procedures allowed by state and local authorities.

**Flexible Plastic Lined Fiber Drum:** Nonrefillable container, 55 lbs. and over. Do Not reuse or refill this container. Completely empty liner by shaking and tapping sides and bottom to loosen clinging particles into application equipment. Then offer for recycling if available or dispose of empty bag in a sanitary landfill or by other procedures allowed by state and local authorities. If drum is contaminated and cannot be reused, dispose of it in the manner required for its liner.

## DISCLAIMER AND NOTICE

---

### IMPORTANT: READ BEFORE USE

---

Read the entire Directions for Use, Conditions, Disclaimer of Warranties and Limitations of Liability before using this product. If terms are not acceptable, return the unopened product container at once.

By using this product, user or buyer accepts the following Conditions, Disclaimer of Warranties and Limitations of Liability.

**CONDITIONS:** The directions for use of this product are believed to be adequate and must be followed carefully. However, it is impossible to eliminate all risks associated with the use of this product. Crop injury, ineffectiveness or other unintended consequences may result because of such factors as weather conditions, presence of other materials, or the manner of use or application, all of which are beyond the control of Aceto Life Sciences, L.L.C. To the extent consistent with applicable law, all such risks shall be assumed by the user or buyer.

**DISCLAIMER OF WARRANTIES:** To the extent consistent with applicable law, ACETO LIFE SCIENCES, L.L.C. MAKES NO OTHER WARRANTIES, EXPRESS OR IMPLIED, OF MERCHANTABILITY OR OF FITNESS FOR A PARTICULAR PURPOSE OR OTHERWISE, THAT EXTEND BEYOND THE STATEMENTS MADE ON THIS LABEL. No agent of Aceto Life Sciences, L.L.C. is authorized to make any warranties beyond those contained herein or to modify the warranties contained herein. To the extent consistent with applicable law, ACETO LIFE SCIENCES, L.L.C. DISCLAIMS ANY LIABILITY WHATSOEVER FOR SPECIAL, INCIDENTAL OR CONSEQUENTIAL DAMAGES RESULTING FROM THE USE OR HANDLING OF THIS PRODUCT.

**LIMITATIONS OF LIABILITY:** To the extent consistent with applicable law, THE EXCLUSIVE REMEDY OF THE USER OR BUYER FOR ANY AND ALL LOSSES, INJURIES OR DAMAGES RESULTING FROM THE USE OR HANDLING OF THIS PRODUCT, WHETHER IN CONTRACT, WARRANTY, TORT, NEGLIGENCE, STRICT LIABILITY OR OTHERWISE, SHALL NOT EXCEED THE PURCHASE PRICE PAID, OR AT ACETO LIFE SCIENCES, L.L.C.'S ELECTION, THE REPLACEMENT OF PRODUCT.

All trademarks are the property of their respective owners.  
Made in China



ACETAMIPRID GROUP 4A INSECTICIDE

# Afflict™ 30SG Insecticide

For Agricultural Use Only

ACTIVE INGREDIENT:	% w/w
Acetamiprid, (E)-N-[6-chloro-3-pyridyl(methyl)-N-cyano-N-methylacetamide]	30.0%
OTHER INGREDIENTS:	70.0%
TOTAL	100.0%

EPA Reg. No. 2749-610

EPA Est. No. 88927-CHN-001

See inside booklet for First Aid, Precautionary Statements and Directions for Use.

Read "LIMIT OF WARRANTY AND LIABILITY" before buying or using. If terms are not acceptable, return at once unopened.

## KEEP OUT OF REACH OF CHILDREN CAUTION

Si usted no entiende la etiqueta, busque a alguien para que se la explique a usted en detalle. (If you do not understand the label, find someone to explain it to you in detail.)

**FIRST AID:** **If swallowed:** Immediately call a poison control center or doctor for treatment advice. Do not induce vomiting unless told to do so by a poison control center or doctor. Have person sip a glass of water if able to swallow. Do not give anything by mouth to an unconscious person. **If on skin or clothing:** Take off contaminated clothing. Rinse skin immediately with plenty of water for 15-20 minutes. Call a poison control center or doctor for treatment advice. **If in eyes:** Hold eye open and rinse slowly and gently with water for 15-20 minutes. Remove contact lenses, if present, after the first 5 minutes, then continue rinsing. Call a poison control center or doctor for treatment advice. **If inhaled:** Move person to fresh air. If person is not breathing, call 911 or an ambulance, then give artificial respiration, preferably mouth-to-mouth, if possible. Call a poison control center or doctor for treatment advice. **NOTE TO PHYSICIAN:** There is no specific antidote. All treatment should be based on observed signs and symptoms of distress in the patient. Overexposure to materials other than this product may have occurred. **Emergency Assistance:** Have the product container or label with you when calling a poison control center or doctor or going for treatment. FOR CHEMICAL SPILL, LEAK, FIRE, EXPOSURE OR MEDICAL EMERGENCY INVOLVING THIS PRODUCT, CALL CHEMTREC® TOLL FREE 1-800-424-9300 or 1-703-527-3887.

Net Weight:

4lbs

Manufactured for:

Aceto Life Sciences, L.L.C., 4 Tri Harbor Court, Port Washington, NY 11050

Made in China

### PRECAUTIONARY STATEMENTS

#### HAZARDS TO HUMANS and DOMESTIC ANIMALS

**CAUTION:** Harmful if swallowed or absorbed through skin. Causes moderate eye irritation. Avoid contact with eyes, skin or clothing. Harmful if inhaled. Avoid breathing vapors or spray mist. Keep out of reach of children and domestic animal.

#### PHYSICAL CHEMICAL HAZARDS

Do not mix or allow to come in contact with any oxidizing agent. Hazardous chemical reactions may occur.

### STORAGE AND DISPOSAL

Do Not contaminate water, food or feed by storage or disposal.

**PESTICIDE STORAGE:** Store in a tightly closed, original container in a cool, dry place. Do Not allow prolonged storage in areas where temperatures frequently exceed 115°F (46°C).

**PESTICIDE DISPOSAL:** Wastes resulting from use of this product may be disposed of on site or at an approved waste disposal facility.

#### CONTAINER HANDLING:

**Rigid Plastic Container:** Nonrefillable container, 5 lbs. or less. Do Not reuse or refill this container. Triple rinse container (or equivalent) promptly after emptying. Triple rinse as follows: Empty the remaining contents into application equipment or a mix tank. Fill the container ¼ full with water and recap. Shake for 10 seconds. Pour rinsate into application equipment or a mix tank or store rinsate for later use or disposal. Drain for 10 seconds after the flow begins to drip. Repeat this procedure two more times. Then offer for recycling if available or puncture and dispose of in a sanitary landfill, or by incineration, or by other procedures allowed by state and local authorities.

**Flexible Plastic Lined Fiber Drum:** Nonrefillable container, 55 lbs. and over. Do Not reuse or refill this container. Completely empty liner by shaking and tapping sides and bottom to loosen clinging particles into application equipment. Then offer for recycling if available or dispose of empty bag in a sanitary landfill or by other procedures allowed by state and local authorities. If drum is contaminated and cannot be reused, dispose of it in the manner required for its liner.

Batch Code No. See container



PEEL BACK BOOK HERE AND RESEAL AFTER OPENING

PF 204446

# PROOF

## THIS PROOF IS TO BE CHECKED FOR ACCURACY

Please review and approve **Text, Spelling, Copy Placement, Size, Shape, Colors** and **Dieline**.

**Authorized signature** accepts responsibility for accuracy of all copy, color break and artwork. Cimarron Label is not liable for any discrepancies subsequently identified.





**PLEASE NOTE:** Due to color variance between printers/monitors, the colors represented by this proof cannot be deemed accurate. Please refer to a color matching system such as the Pantone Matching System for a truer representation of spot colors.

**THIS PROOF IS NOT ACCURATE FOR COLOR-MATCH.**

*Dieline does not print.*

 **Cimarron Label**  
Experts in Extended Text Labeling

4201 North Westport Ave. • Sioux Falls, SD 57107  
Phone: (605) 978-0451 • Fax: (605) 978-0463

DATE	JOB NUMBER	CUSTOMER
09/16/22	204446	Aceto
LABEL SIZE	BOOKLET SIZE	
5.5" x 5"	5.25" x 4"	
LABEL COLORS	BOOKLET OUTSIDE COLORS	BOOKLET INSIDE COLORS
 BLK	 BLK  7657	 BLK
PATTERN VARNISH: <input checked="" type="checkbox"/> YES <input type="checkbox"/> NO		

Form: CS 006B - 3/29/2017

**ARTWORK IS APPROVED**

**REVISED PROOF NEEDED**

**WE CANNOT PROCESS  
THIS ORDER WITHOUT AN  
AUTHORIZED SIGNATURE**

Signed \_\_\_\_\_ Date \_\_\_\_\_