

Agent™ / GT

HERBICIDE

For Control of Certain Weeds in Cotton and Soybeans

FIRST AID	
If In Eyes:	<ul style="list-style-type: none"> • Hold eye open and rinse slowly and gently with water for 15-20 minutes • Remove contact lenses if present after the first 5 minutes then continue rinsing • Call a poison control center or doctor for treatment advice
If Inhaled:	<ul style="list-style-type: none"> • Move person to fresh air • If person is not breathing call 911 or an ambulance then give artificial respiration preferably mouth to mouth if possible • Call a poison control center or doctor for further treatment advice
If Swallowed:	<ul style="list-style-type: none"> • Call a poison control center or doctor immediately for treatment advice • Have person sip a glass of water if able to swallow • Do not induce vomiting unless told to by a poison control center or doctor • Do not give anything by mouth to an unconscious person
If On Skin Or Clothing:	<ul style="list-style-type: none"> • Take off contaminated clothing • Rinse skin immediately with plenty of water for 15-20 minutes • Call a poison control center or doctor for treatment advice
HOT LINE NUMBER	
Have the product container or label with you when calling a poison control center or doctor or going for treatment.	
Note to physician: Probable mucosal damage may contraindicate the use of gastric lavage	
Emergency Telephone Number:	(800) 424-9300 CHEMTREC (transportation and spills) (800) 858-7378 NPIC (human and animal health)

ACTIVE INGREDIENTS	
Sodium Salt of Fomesafen	5.88%
*Glyphosate, N-(phosphonomethyl)glycine, in the form of its isopropylamine salt	31.75%
Other Ingredients	62.37%
Total	100.00%

Contains 0.55 pounds of fomesafen and 2.26 pounds of glyphosate expressed as acid equivalent per gallon

EPA Reg. No. 33270-30

EPA Est. No. 33270-IA-001

DANGER PELIGRO

Si usted no entiende la etiqueta, busque a alguien para que se la explique a usted en detalle. (If you do not understand the label, find someone to explain it to you in detail).

KEEP OUT OF REACH OF CHILDREN

DANGER

READ ENTIRE LABEL BEFORE USING

 **United Suppliers**

© Copyright United Suppliers, Inc.,
30473 260th St., Eldora, IA 50627

www.unitedsuppliers.com
800-782-5123

**DANGER
 PRECAUTIONARY STATEMENTS
 HAZARDS TO HUMANS AND DOMESTIC ANIMALS**

Corrosive. Causes irreversible eye damage. Harmful if swallowed or inhaled. Do not get in eyes or on clothing. Avoid breathing spray mist.

PERSONAL PROTECTIVE EQUIPMENT (PPE)

Some materials that are chemical resistant to this product are listed below. If you want more options follow the instructions for Category C on an EPA chemical resistant category selection chart.

Applicators and other handlers must wear

- Long sleeved shirt and long pants
- Shoes plus socks
- Protective eyewear such as face shields or protective goggles.
- Chemical resistant gloves such as barrier laminate butyl rubber ≥14 mils nitrile rubber ≥14 mils neoprene rubber ≥14 mils polyvinyl chloride (PVC) ≥14 mils or Viton® ≥14 mils

Follow manufacturer's instructions for cleaning/maintaining PPE. If no such instructions for washables exist, use detergent and hot water. Keep and wash PPE separately from other laundry.

When handlers use closed systems enclosed cabs or aircraft in a manner that meets the requirements listed in the Worker Protection Standard (WPS) for agricultural pesticides [40 CFR 170 240(d)(4 6)] the handler PPE requirements may be reduced or modified as specified in the WPS.

USER SAFETY RECOMMENDATIONS

Users should:

1. Wash hands thoroughly with soap and water after handling and before eating, drinking, chewing gum, using tobacco or using the toilet.
2. Remove clothing/PPE immediately if pesticide gets inside. Then, wash thoroughly and put on clean clothing.
3. Remove PPE immediately after handling this product. Wash the outside of gloves before removing. As soon as possible wash thoroughly and change into clean clothing.

ENVIRONMENTAL HAZARDS

For Terrestrial Uses Do not apply directly to water or to areas where surface water is present or to intertidal areas below the

mean high water mark. Do not contaminate water when disposing of equipment washwater or rinsate. Do not apply when weather conditions favor drift from target area.

GROUNDWATER ADVISORY

Fomesafen is known to leach through soil into ground water under certain conditions as a result of label use. This chemical may leach into ground water if used in areas where soils are permeable particularly where the water table is shallow.

PHYSICAL AND CHEMICAL HAZARDS

Do not store mix or apply this product or spray solutions of this product in unlined steel (except stainless steel), galvanized steel containers or sprayer tanks. This product or spray solutions of this product will react with these containers and tanks and produce hydrogen gas, which may form a highly combustible mixture. This gas mixture could flash or explode causing serious personal injury if ignited by spark, open flame, lighted cigarette, welder, torch or other ignition source.

Spray solutions of this product must be mixed stored and applied using only stainless steel fiberglass plastic or plastic lined steel containers.

NOTICE: Read the entire Directions for Use and Conditions of Sale and Limitation of Warranty and Liability before buying or using this product. If the terms are not acceptable, return the product at once unopened and the purchase price will be refunded.

DIRECTIONS FOR USE

It is a violation of Federal law to use this product in a manner inconsistent with its labeling.

Do not apply this product in a way that will contact workers or other persons either directly or through drift. Only protected handlers may be in the area during application. For any requirements specific to your State or Tribe consult the agency responsible for pesticide regulation.

AGRICULTURAL USE REQUIREMENTS

Use this product only in accordance with its labeling and with the Worker Protection Standard 40 CFR part 170. This Standard contains requirements for the protection of agricultural workers on farms, forests, nurseries and greenhouses and handlers of agricultural pesticides. It contains requirements for training decontamination notification and emergency assistance. It also

contains specific instructions and exceptions pertaining to the statements on this label about personal protective equipment (PPE) and restricted entry interval. The requirements in this box only apply to uses of this product that are covered by the Worker Protection Standard.

Do not enter or allow worker entry into treated areas during the restricted entry interval (REI) of 24 hours.

PPE required for early entry to treated areas that is permitted under the Worker Protection Standard and that involves contact with anything that has been treated such as plants soil or water is

- Coveralls
- Shoes plus socks
- Chemical resistant gloves such as barrier laminate butyl rubber ≥ 14 mils nitrile rubber ≥ 14 mils neoprene rubber ≥ 14 mils polyvinyl chloride (PVC) ≥ 14 mils or Viton ≥ 14 mils

PRODUCT INFORMATION

AGENT GT may be applied as a preplant or preemergence burndown application in cotton or as a postemergence directed application in glyphosate tolerant (GT) cotton* and as a preplant or preemergence burndown in soybeans or as a postemergence over the top application in glyphosate tolerant (GT) soybeans** to control labeled broadleaf grass and sedge weeds.

* AGENT GT may be used on the following glyphosate tolerant cotton only Roundup Ready Flex Cotton.

** AGENT GT may be used on the following glyphosate tolerant soybeans only: All Roundup Ready soybeans, including Roundup Ready Soybeans, Roundup Ready 2 Yield Soybeans, and all Genuity brand soybeans, which includes Roundup Ready 2.

ENVIRONMENTAL AND AGRONOMIC CONDITIONS

Always apply AGENT GT under favorable environmental conditions that promote active weed growth. Avoid applying AGENT GT to weeds which are under stress from drought, extreme temperatures, excessive water, low humidity, low soil fertility, mechanical or chemical injury as reduced weed control and/or increased crop injury may result.

Pre-plant Surface, Preemergence or Postemergence Applications

AGENT GT will control or partially control certain germinating broadleaf weeds and sedges by soil residual activity from either

preplant surface preemergence or postemergence applications that come in contact with the soil. Moisture is necessary to activate AGENT GT in soil for residual weed control. Dry weather following applications of AGENT GT may reduce effectiveness. When adequate moisture is not received within 7 days after a AGENT GT application weed, control may be improved by overhead irrigation with at least a 1/4 inch of water.

Cultivation

Cultivation prior to postemergence application is not recommended. Weeds may be put under stress by cultivation thus reducing weed control. Timely cultivation 2-3 weeks after applying AGENT GT may assist weed control.

Information on Weed Resistance

AGENT GT contains glyphosate which inhibits 5-enolpyruvylshikimate 3-phosphate (EPSP) synthase (Group 9 herbicide) and fomesafen which inhibits protoporphyrinogen oxidase (PPG oxidase or Protox) (Group 14 herbicide). Some naturally occurring weed populations have been identified as resistant to Group 9 and Group 14 herbicides. Selection of resistant biotypes through repeated use of these herbicides in the same field may result in weed control failures. A resistant biotype may be present if poor performance cannot be attributed to adverse environmental conditions or improper application methods. If resistance is suspected, contact your local UNITED SUPPLIERS, INC. representative or agricultural advisor for assistance.

Glyphosate Resistance

Some naturally occurring weed biotypes resistant to glyphosate may exist through normal genetic variability in any weed population. The repeated use of herbicides with the same mode of action is known to lead under certain conditions to a selection of resistant weeds. Certain agronomic practices reduce the likelihood that resistant weed populations will develop and integrated strategies are known to manage such problem weeds.

Glyphosate is one of the active ingredients in GLYPHOSATE IPA + FOMESAFEN Na, so glyphosate resistance management is critical AGENT GT will control or partially control several broadleaf weeds that are showing increased tolerance or resistance to glyphosate. AGENT GT will not provide control of emerged grasses that are resistant to glyphosate.

The following is a list of Best Weed Management practices to be considered in glyphosate based programs

- In Roundup Ready® (RR) corn and RR soybean systems do not use more than two applications of a glyphosate based herbicide over a two year period. Diversify with alternative mode of action herbicides and/or cultural practices.
- In RR cotton a maximum of three applications of a glyphosate based herbicide may be used if employing in crop cultivation and/or residual herbicides.
- Use alternative (non glyphosate) burndown and/or residual herbicides for RR crops likely to require more than one application of glyphosate.
- To help manage RR resistant volunteers rotate RR crops with conventional or non RR crops.
- Use full labeled rates of glyphosate and tank mix partners. Minimize weed escapes.
- Monitor treated weed populations for any loss of field efficacy.
- Contact your local extension specialist certified crop advisor and/or UNITED SUPPLIERS, INC. representative for herbicide resistance management and/or integrated weed management directions for specific crops and resistant weed biotypes.

APPLICATION DIRECTIONS

Drift Management

Avoiding spray drift at the application site is the responsibility of the applicator and the grower. The interaction of many equipment and weather related factors determines the potential for spray drift. The applicator and grower must consider the interaction of equipment and weather related factors to ensure that the potential for drift to sensitive nontarget plants is minimal.

This pesticide is to be applied only when the potential for drift to adjacent sensitive areas (e. g. residential areas bodies of water nontarget plants) is minimal (i. e. when the wind is blowing away from the sensitive area).

Spray Adjuvants

Under certain conditions burndown and postemergence, activity may be improved by adding one or more of the following spray adjuvants.

Ammonium Sulfate (AMS) at 8.5 to 17 lbs/100 gallons of water should be added in areas where commonly used with glyphosate containing products. Liquid formulations of AMS may be used at an equivalent rate.

Urea Ammonium Nitrate (UAN) (28.32% liquid nitrogen solution) may be added at 12.5% v/v (12.5 gallons/100 gallons) of

finished spray volume. If AMS is being added UAN is generally not required UAN can improve weed control but may reduce crop tolerance.

One of the following spray adjuvants can be added for difficult to control weeds or under adverse environmental conditions.

Crop Oil Concentrate (COC) or Methylated Seed Oil (MSO) Use a nonphytotoxic COC or MSO containing 15-20% approved emulsifier at 0.5 – 1.0% v/v (2- 4 quarts/100 gallons) of finished spray volume COC or MSO can improve weed control but may reduce crop tolerance.

Nonionic Surfactant (NIS) Use NIS containing at least 80% active ingredient at 0.25 – 0.5% v/v (1-2 quarts/100 gallons) of finished spray volume.

The use of deposition (drift control) agents that impact droplet size and coverage may reduce weed control.

Recommended Tank Mixing Order:

1. Fill the spray tank with **1/2 to 2/3** the required amount of water and begin agitation
2. Add AMS (if used)
3. Add dry pesticide formulations (WP, DF etc)
4. Add liquid pesticide formulations (EC, SC etc)
5. Add AGENT GT
6. Add COC MSO or NIS (if used)
7. Add the remaining water and maintain agitation throughout the spray operation.

Be sure to allow each tank mix component to fully disperse before adding the next.

Ground Application

Use sufficient spray volume and pressure to ensure complete coverage of the target. A spray volume of 15-20 gallons per acre and 30-60 psi at the nozzle tip is recommended. When foliage is dense, use a minimum of 20 gallons per acre to ensure adequate coverage.

The use of flat fan nozzles will result in the most effective post-emergence application of AGENT GT . Use nozzles that are set up to deliver medium quality spray (ASAE Standard S 572).

DO NOT USE AIR INDUCTION, FLOOD TYPE OR OTHER SPRAY NOZZLES WHICH DELIVER COARSE, LARGE DROPLET SPRAYS

Aerial Application

Use sufficient spray volume and pressure to ensure complete coverage of the target. A minimum of 5 gallons per acre of spray mixture should be applied with a maximum of 40 psi pressure. When foliage is dense, use a minimum of 10 gallons per acre to ensure coverage of weed foliage.

DO NOT APPLY THIS PRODUCT THROUGH ANY TYPE OF IRRIGATION SYSTEM.

USE PRECAUTIONS

- A maximum of 5.3 pts. of AGENT GT (or a maximum of 0.375 lb ai/A of fomesafen from any product containing fomesafen) may be applied per acre per year in Region 1 (see Regional Use Map).
- A maximum of 5.3 pts of AGENT GT (or a maximum of 0.375 lb ai/A of fomesafen from any product containing fomesafen) may be applied per acre in ALTERNATE years in Region 2 (see Regional Use Map).
- A maximum of 4.5 pts of AGENT GT (or a maximum of 0.315 lb ai/A of fomesafen from any product containing fomesafen) may be applied per acre in ALTERNATE years in Region 3 (see Regional Use Map).
- A maximum of 3.5 pts of AGENT GT (or a maximum of 0.25 lb ai/A of fomesafen from any product containing fomesafen) may be applied per acre in ALTERNATE years in Region 4 (see Regional Use Map).
- A maximum of 3.5 pts of AGENT GT (or a maximum of 0.25 lb ai/A of fomesafen from any product containing fomesafen) may be applied per acre in ALTERNATE years in Region 4a (see Regional Use Map). Apply only to soybeans in Region 4a. Do not make a AGENT GT application later than June 20th. Cumulative rainfall plus overhead irrigation must total 15 inches from the period of AGENT GT application to soybean crop maturity to allow planting of rotational crops listed in this label (refer to Rotational Crop Restrictions section). If the soybean crop is lost or the required cumulative rainfall plus irrigation is not received as outlined above, plant only soybeans the following growing season.
- A maximum of 2.68 pts of AGENT GT (or a maximum of 0.1875 lb ai/A of fomesafen from any product containing fomesafen) may be applied per acre in ALTERNATE years in Region 5 (see Regional Use Map).
- Thoroughly clean the spray system with water and a commercial tank cleaner, before and after each use.
- Tank mixes of AGENT GT with other pesticides fertilizers or any other additives except as specified on this label or other UNITED SUPPLIERS, INC. labeling or recommendations made by UNITED SUPPLIERS, INC. Crop Protection may result in tank mix incompatibility, unsatisfactory performance or unacceptable crop injury.
- Avoid overlapping spray swaths as injury may occur in crop or to rotational crops.
- Heavy rainfall or irrigation shortly after application may reduce performance.
- To provide adequate coverage it is recommended that ground speed not exceed 10 mph during application.
- Do not apply when wind velocity exceeds 15 mph.
- Do not spray if conditions of thermal inversion exist or if wind direction and speed may cause spray to drift onto adjacent nontarget areas. Drift minimization is the responsibility of the applicator. Consult with local and State agricultural authorities for information on avoiding or minimizing spray drift.
- AGENT GT is not volatile and cannot move as vapor after application onto nontarget vegetation.
- Severe damage or destruction may be caused by contact of AGENT GT to any desirable crop or plant to which treatment is not intended.
- Spray solutions of AGENT GT must be mixed stored and applied using only plastic, plastic lined steel stainless steel, or fiberglass containers. Concentrate must not be stored in galvanized carbon steel aluminum or unlined steel containers.

ROTATIONAL CROP RESTRICTIONS

The following rotational crops may be planted after applying AGENT GT at specified rates

Crop To Be Planted	Minimum Rotation Interval (Months After Last AGENT GT Application)
Cotton, dry beans, potatoes, snap beans and soybeans	0
Small grains such as wheat, barley, rye, peppers (transplanted), tomatoes (transplanted)	4
Beans (other than dry/snap beans), corn*, peanuts, peas, rice seed, corn	10
To avoid crop injury do not plant alfalfa, sunflowers, sugar beets, sorghum** or any other crop within	18

*Use a 12 month minimum rotation interval for popcorn in the states of Kentucky, Illinois, Indiana, Iowa, Ohio and Region 4 when applied at rates of 3.5 pints per acre or more.

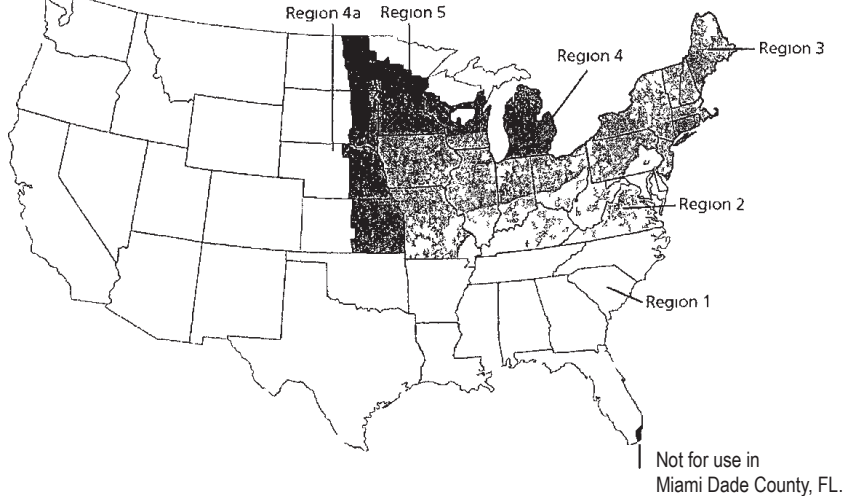
*Use 18 month minimum rotation interval for sweet corn in the states of Connecticut, Maine, Massachusetts, New Hampshire, New York, Rhode Island and Vermont.

**Sorghum may be planted back after 10 months in Region 1

Replanting

If replanting is necessary in fields previously treated with AGENT GT, the field may be replanted to cotton, dry beans, potatoes, snap beans or soybeans. Do not apply a second application of AGENT GT or other fomesafen containing product as crop injury or illegal residues may occur in harvested crops. If tank mix combinations were used, refer to product labels for any additional replanting instructions.

USE RATES AND WEEDS CONTROLLED AGENT GT REGIONAL USE MAP

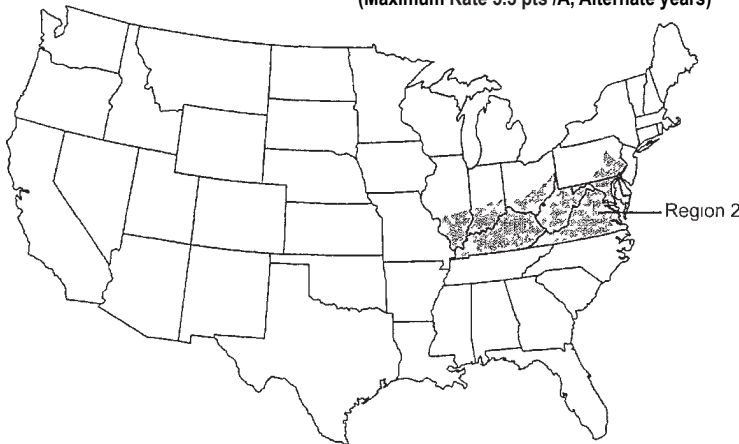


REGION 1
(Maximum Rate 5.3 pts /A per year)



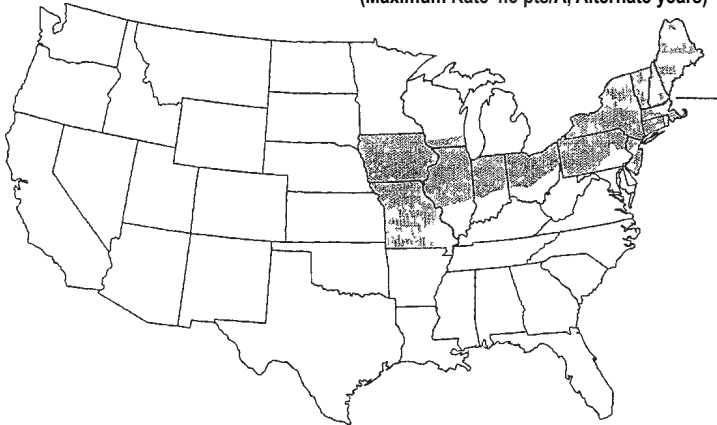
REGION 1 Includes the following states or portion of states where AGENT GT may be applied. Alabama, Arkansas, Florida (except Miami Dade County), Georgia, Louisiana, Mississippi, Missouri (counties of Bollinger, Butler, Cape Girardeau, Dunklin, Madison, Mississippi, New Madrid, Pemiscot, Perry, Ripley, Scott, Stoddard and Wayne), North Carolina, Oklahoma (East of U S Highway 75 and East of Indian Nation Parkway), South Carolina, Tennessee, and Texas (includes area East of U S Highway 77 to State Road 239 including all of Calhoun County).

REGION 2
(Maximum Rate 5.3 pts /A, Alternate years)



REGION 2 includes the following states or portion of states where AGENT GT may be applied. Delaware, Kentucky, Maryland, Virginia, West Virginia, South of Interstate 70 in the following states Illinois, Indiana and Ohio and all areas South of Interstate 80 to the intersection of U. S. Highway 15 and East of U. S. Highway 15 and U. S. Highway 522 in Pennsylvania.

REGION 3
(Maximum Rate 4.5 pts/A, Alternate years)



REGION 3 Includes the following states or portion of states where AGENT GT may be applied. Connecticut, Iowa, Maine, Massachusetts, Missouri (all counties except for those listed in Region 1), New Hampshire, New Jersey, New York, Pennsylvania (all areas except those listed in Region 2), Rhode Island, Vermont and Wisconsin (South of U. S. Highway 18 between Prairie Du Chien and Madison and South of Interstate 94 between Madison and Milwaukee) and North of Interstate 70 in the following states Indiana, Illinois and Ohio.

REGION 4
(Maximum Rate 3.5 pts/A, Alternate years)



REGION 4 Includes the following states or portion of states where AGENT GT may be applied. Kansas (all counties East of or intersected by U.S. Highway 281), Michigan (Southern Peninsula), Minnesota (all areas South of Interstate 94), Nebraska (all counties East of or intersected by U.S. Highway 281) and Wisconsin (all areas except those in Region 3 South of Interstate 94 from Minnesota state line to Eau Claire and South of U.S. Highway 29 from Eau Claire to Green Bay plus Barron, Chippewa, Clark, Door, Dunn, Eau Claire, Kewaunee, Marathon, Menominee, Oconto, Polk, Shawano and St Croix counties. The following counties are excluded Adams, Marquette, Portage,

Waupaca, Waushara and Wood), North Dakota (all areas East of Interstate 29 from Fargo South to the South Dakota state line), South Dakota (all areas East of Interstate 29 from the North Dakota state line to Watertown all areas East of Highway 81 from Watertown to Madison and all areas East and South of State Road 34 and U. S. Highway 281 to the Nebraska state line).

REGION 4a
(Maximum Rate 3.5 pts/A, Alternate years*)



REGION 4a Includes the following portions of states where AGENT GT may be applied Kansas (all areas west of U S Highway 281 to the Colorado state line) and Nebraska (all areas that intersect west of U S Highway 281 and east of U S Highway 83).

*Note Refer to the Use Precautions section for additional requirements that must be followed to use AGENT GT in Region 4a.

REGION 5
(Maximum Rate 2.68 pts/A, Alternate years)



REGION 5 Includes the following states or portion of states where AGENT GT may be applied. North Dakota (all areas East of U S Highway 281 except those areas in Region 4) South Dakota (all areas East of U S Highway 281 except those areas in Region 4) and Minnesota (all areas South of U S Highway 2 except those areas in Region 4).

WEEDS CONTROLLED

*Partial control means significant activity but not always at a level considered acceptable for commercial weed control.

Table 1 Weeds controlled or partially controlled* by preplant surface or pre-emergence application of AGENT GT at 3.5 to 5.3 pts /A¹

Broadleaf Weeds Controlled		Soil Texture	Organic Matter		
Amaranth Palmer	Amaranthus palmeri	All soil types	Up to 5%		
Croton tropic ²	Croton glandulosus				
Eclipta	Eclipta prostrata				
Galmsoga species	Galmsoga spp				
Lambsquarters common	Chenopodium album				
Morningglory smallflower	Jacquemontia tamnifolia				
Nightshade black	Solanum nigrum				
Nightshade eastern black	Solanum ptychanthum				
Pigweed redroot	Amaranthus retroflexus				
Pigweed smooth	Amaranthus hybridus				
Poinsettia wild	Euphorbia heterophylla				
Purslane common	Portulaca oleracea				
Ragweed common ²	Ambrosia artemisiifolia				
Sida prickly ²	Sida spmosa				
Starbur bristly	Acanthospermum hispidum				
Broadleaf Weeds Partially Controlled*					
Anoda spurred	Anoda cristata				
Cocklebur common	Xanthium strumarum				
Morningglory entireleaf	Ipomoea hederacea var mtegnuscula				
Morningglory ivyleaf	Ipomoea hederacea				
Morningglory pitted (small white)	Ipomoea lacunosa				
Morningglory red (scarlet)	Ipomoea coccoinea				
Morningglory tall (common)	Ipomoea purpurea				
Nightshade hairy	Solanum physalifolium				
Ragweed giant	Ambrosia trifida				
Waterhemp species	Amaranthus spp				
Sedges Partially Controlled*					
Nutsedge yellow	Cyperus esculentus				

*Partial control means significant activity but not always at a level considered acceptable for commercial weed control

¹Use the higher end of the rate range when heavy weed populations are anticipated

²Rates less than 5.3 pts /A will provide only partial control of this weed

Table 2 Broadleaf weeds controlled by postemergence application of AGENT GT

Broadleaf Weeds Controlled ¹	Scientific Name	AGENT GT Rate (pts/A) Maximum Growth Stage Controlled At		
		3.5 pts/A Maximum Height (inches)	4.5 pts/A Maximum Height (inches)	5.3 pts/A Maximum Height (inches)
Amaranth Palmer (glyphosate susceptible)	Amaranthus palmeri	4	4	6
Amaranth Palmer (glyphosate resistant) ¹	Amaranthus palmeri	1	2	3
Amaranth spiny	Amaranthus spinosus	2	2	4
Anoda spurred	Anoda cnsitata	4	6	8
Buttercup species ³	Ranunculus spp	6	8	10
Carpetweed	Mollugo verticillata	6 Diameter	Multi leaf 6 Diameter	Unlimited Size
Chickweed common	Stellaria media	6	8	10
Chickweed mouseear	Cerastium fontanum ssp vulgare	6	8	10
Citronmelon	Citrullus lanatus	2	4	6
Cocklebur common	Xanthium strumarium	4	6	8
Copperleaf hopnornbeam	Acalypha ostryifolia	2	2	4
Copperleaf Virginia	Acalypha virginica	2	2	4
Crotalaria showy	Crotalaria spectabilis	4	6	8
Croton tropic	Croton glandulosus	2	4	6
Cucumber volunteer	Cucumis sativas	2	4	6
Deadnettle purple	Lamium purpureum	4	6	8
Eclipta	Eclipta prostrata	6	8	10
Eveningprimrose cutleaf	Oenothera laciniata	4	6	8
Groundcherry cutleaf	Physalis angulata	4	6	6
Henbit	Lamium amplexicaule	4	6	8
Jimsonweed	Datura stramonium	4	6	8
Lambsquarters common	Chenopodium album	4	8	10
Morningglory cypressvine	Ipomoea quamoclit	4	4	6
Morningglory entireleaf var	Ipomoea hederacea var integruscula	3	3	4
Morningglory ivyleaf	Ipomoea hederacea	3	3	4
Morningglory purple moonflower	Ipomoea turbata	3	4	4

Broadleaf Weeds Controlled ¹	Scientific Name	AGENT GT Rate (pts/A) Maximum Growth Stage Controlled At		
		3.5 pts/A Maximum Height (inches)	4.5 pts/A Maximum Height (inches)	5.3 pts/A Maximum Height (inches)
Morningglory red (scarlet)	Ipomoea coccinea	3	3	4
Morningglory smallflower	Jacquemontia tamnifolia	3	3	4
Morningglory pitted (Small white)	Ipomoea lacunosa	4	4	4
Morningglory tall (common)	Ipomoea purpurea	3	3	4
Morningglory palmleaf (willow-leaf)	Ipomoea wnghtn	3	3	4
Mustard wild	Sinapis arvensis	6	8	10
Nightshade black	Solanum nigrum	4	6	8
Pigweed redroot	Amaranthus retroflexus	4	6	6
Pigweed smooth	Amaranthus hybridus	4	4	6
Poinsettia wild	Euphorbia heterophylla	4	6	8
Purslane common	Portulaca oleracea	Multi Leaf 4 Diameter	Multi Leaf 6 Diameter	Multi Leaf 8 Diameter
Pusley Florida	Richardia scabra	4	6	8
Ragweed common (glyphosate susceptible)	Ambrosia artemisiifolia	4	5	6
Ragweed common (glyphosate resistant) ¹	Ambrosia artemisiifolia	2	4	5
Ragweed giant (glyphosate susceptible)	Ambrosia trifida	4	6	8
Ragweed giant (glyphosate resistant) ^{1,2}	Ambrosia trifida	2	2	4
Redweed	Melochia corchorifolia	4	6	8
Sesbania hemp	Sesbania exaltata	6	8	10
Shepherdspurse	Capsella bursa pastoris	6	8	10
Sicklepod	Senna obtusifolia	2	3	4
Sida prickly	Sida spmosa	2	3	4
Smartweed ladysthumb	Polygonum persicaria	4	6	8
Smartweed Pennsylvania	Polygonum pennsylvanicum	4	6	8
Spurge prostrate	Chamaesyce hum/strata	4	6	8
Spurge spotted	Chamaesyce maculata	4	6	8
Starbur bristly	Acanthospermum hispidum	4	6	8
Sunflower common	Helianthus annuus	4	6	8

Broadleaf Weeds Controlled ¹	Scientific Name	AGENT GT Rate (pts /A) Maximum Growth Stage Controlled At		
		3.5 pts /A Maximum Height (inches)	4.5 pts /A Maximum Height (inches)	5.3 pts /A Maximum Height (inches)
Velvetleaf	<i>Abutilon theophrasti</i>	4	6	8
Venice mallow	<i>Hibiscus trionum</i>	4	4	6
Waterhemp species (glyphosate susceptible)	<i>Amaranthus</i> spp	2	4	6
Waterhemp species (glyphosate resistant) ¹	<i>Amaranthus</i> spp	2	3	4
Yellow rocket	<i>Barbarea vulgaris</i>	6	8	10

Partial control means significant activity but not always at a level considered acceptable for commercial weed control.

¹Weed biotypes that have multiple resistances to both glyphosate and protoporphyrinogen oxidase inhibitor herbicides will not be controlled by AGENT GT, see your local UNITED SUPPLIERS, INC. representative and/or state university extension recommendations for control programs.

²Partial control* of glyphosate resistant giant ragweed see your local UNITED SUPPLIERS, INC. representative and/or state university extension recommendations for control programs ³Control will be reduced at the button stage.

Table 3 Grasses controlled by postemergence application of AGENT GT

Grass Weeds Controlled ¹	Scientific Name	AGENT GT Rate (pts /A) Maximum Growth Stage Controlled At		
		3.5 pts /A Maximum Height (inches)	4.5 pts /A Maximum Height (inches)	5.3 pts /A Maximum Height (inches)
Barley volunteer	<i>Hordeum vulgare</i>	24		
Barnyardgrass	<i>Echinochloa cms galh</i>	6	10	12
Bluegrass annual	<i>Poa annua</i>	12		
Corn volunteer (glyphosate susceptible)	<i>Zea mays</i>	24		
Crabgrass species	<i>Digitaria</i> spp	12		
Foxtail species	<i>Setana</i> spp	18		
Goosegrass	<i>Eleusine mdica</i>	6	8	12
Johnsongrass seedling	<i>Sorghum halepense</i>	12	18	
Oats volunteer	<i>Avena sativa</i>	18		
Oats wild	<i>Avena fatua</i>	18		
Panicum browntop	<i>Panicum fasciculatum</i>	10	18	
Panicum fall	<i>Panicum dichotomi-florum</i>	6	10	
Panicum Texas	<i>Panicum texanum</i>	10	18	
Red Rice	<i>Oryza sativa</i>	3		
Rye volunteer	<i>Secale cereale</i>	12	18	
Ryegrass Italian (annual) ¹	<i>Lolium multiflorum</i>	8	10	

Shattercane	Sorghum bicolor	12	16	
Sprangletop species	Leptochloa spp	18		
Signalgrass broadleaf	Brachiana platyphylla	8	10	
Wheat volunteer	Triticum aestivum	18		
Wild proso millet	Panicum miliaceum	12	16	
Witchgrass	<i>Panicum capillare</i>	12		
Woolly cupgrass	Enochloa villosa	12		

¹AGENT GT will not control glyphosate resistant seedling johnsongrass and Italian ryegrass biotypes or other glyphosate resistant grass species.

COTTON

Burndown and Residual Weed Control Applications

AGENT GT can provide burndown of emerged weeds and residual control of certain germinating broadleaf weeds and sedges in cotton.

Application to Coarse Textured Soils

Apply AGENT GT from 3.5 to 5.3 pts/A as preplant surface or preemergence application to coarse textured soils (sandy loam loamy sand sandy clay loam) only.

Refer to Table 1 for use rates and weeds controlled by preplant surface or preemergence applications and Tables 2 and 3 for use rates weed growth stages and weeds controlled by postemergence applications.

Application to Medium or Fine Textured Soils

Apply AGENT GT at 3.5 pts/A as a preplant surface application to medium or fine textured soils (i.e. soil types heavier than coarse textured soils) up to 21 days prior to planting cotton Apply after the last tillage operation is completed.

Refer to Table 1 for weeds controlled by preplant surface applications and Tables 2 and 3 for weed growth stages and weeds controlled by postemergence applications.

Do not exceed 3.5 pts/A of AGENT GT on medium or fine textured soils Also to avoid severe crop injury, the following use directions must be followed when applications are made to medium or fine textured soils.

- After AGENT GT application a minimum of 0.5 inch of rainfall or overhead irrigation must occur before planting cotton.
- Cotton must be planted at least 0.75 inch in depth.
- Avoid overlapping spray swaths.
- Do not disturb or re work the seedbed following application.

The use of an in furrow or seed applied fungicide will generally assist with seedling establishment and development.

USE DIRECTIONS FOR BURNDOWN AND RESIDUAL WEED CONTROL APPLICATIONS

Emerged weeds must have thorough spray coverage for effective control Refer to the Spray Adjuvants section for directions on spray adjuvants for postemergence weed control.

Moisture is necessary to activate AGENT GT in soil for residual weed control. Dry weather following application of AGENT GT may reduce residual activity. When adequate moisture is not received within 7 days after a AGENT GT application, residual weed control may be improved with at least a ¼ inch of overhead irrigation.

Cotton plants are tolerant to AGENT GT when applied at specified rates and application use directions. Some crinkling or spotting of cotton foliage or stunting may occur but cotton plants normally outgrow these effects and develop normally.

Tank Mixes for Burndown and Residual Weed Control Applications

AGENT GT can be applied in a tank mix with the following products Caparol®, Cotoran®, Dicamba Direx®, Glyphosate products (such as Touchdown® or Roundup® brands) Karmex®, Prowl® H₂O, Solicam® and Staple®. Refer to individual product labels for precautionary statements restrictions rates and a list of weeds controlled.

Post Directed Application in Roundup Ready Flex Cotton

Apply AGENT GT in emerged Roundup Ready Flex cotton as a post directed treatment using precision post directed hooded or

shielded application equipment to provide complete coverage of emerged weeds. Apply AGENT GT at 3.5 pts/A in a minimum of 15 gallons spray solution per acre. Applications may be made broadcast or banded. Post directed applications of AGENT GT will provide contact control of labeled weeds and residual preemergence control of labeled weeds (once activated by rainfall or irrigation). Refer to Table 1 for weeds controlled or partially controlled through residual activity and Tables 2, 3 for weeds controlled by postemergence activity. Do not exceed 3.5 pts/A as a post directed application in Roundup Ready Flex cotton.

Cotton foliage is not tolerant to AGENT GT applications. Avoid contact to cotton foliage as unacceptable injury will occur. Application equipment should be calibrated (spray pressure nozzle type and configuration and orifice size) to avoid fine spray droplets contacting green cotton stems and foliage.

Post Directed Application Timing in Roundup Ready Flex Cotton

AGENT GT may be applied as a post directed application to Roundup Ready Flex cotton when cotton is at least 6 inches in height through layby. All post directed applications should avoid spray contact with any green, non-barked parts of the cotton plant or foliage as unacceptable injury will occur. Follow the application timing recommendations below for post directed applications in Roundup Ready Flex cotton.

Shielded and Hooded Applications

Make a precision post directed AGENT GT application to the base of the cotton plant avoiding contact with the cotton stem or foliage when cotton is at least 6 inches in height to avoid cotton injury. Use only hooded or shielded spray equipment to apply AGENT GT in cotton that is 6 inches in height. Adjust nozzles to provide full coverage of emerged target weeds.

Layby Applications

Make a post directed AGENT GT application to the base of the cotton plant avoiding contact with any non-barked portion of the cotton plant or foliage. Use precision post directed equipment or hooded or shielded sprayers on cotton that has developed a minimum of 4 inches of brown bark through layby. Application equipment should be configured to provide full coverage of emerged target weeds.

Tank Mixes for Post Directed Applications

AGENT GT can be applied in a tank mix with most cotton her-

bicides which are labeled for post directed hooded or shielded applications. Refer to individual product labels for precautionary statements restrictions rates and a list of weeds controlled.

Use Restrictions Cotton

- DO NOT apply AGENT GT over the top of cotton, as plant death will occur.
- Do not exceed 5.3 pints of AGENT GT per acre in any one year and also adhere to the maximum rate that may be applied in each geographic region (refer to the AGENT GT Regional Use Map).
- Do not exceed 3.5 pints of AGENT GT per acre as a preplant surface application to medium or fine textured soil.
- Do not exceed 3.5 pints of AGENT GT per acre, as a post directed application.
- Do not apply AGENT GT later than 70 days before harvest.

SOYBEANS

Burndown and Residual Weed Control Applications for Glyphosate Tolerant and Non Glyphosate Tolerant Soybeans

AGENT GT can provide burndown of emerged weeds and residual control of certain germinating broadleaf weeds and sedges from either a preplant surface or preemergence application in soybeans.

Refer to Table 1 for rates and weeds controlled by preplant surface or preemergence applications and Tables 2 and 3 for rates weed growth stages and weeds controlled by postemergence applications.

Emerged weeds must have thorough spray coverage for effective control. Refer to the Spray Adjuvants section for directions on spray adjuvants for postemergence weed control.

Moisture is necessary to activate AGENT GT in soil for residual weed control. Dry weather following application of AGENT GT may reduce effectiveness of residual activity. When adequate moisture is not received within 7 days after an AGENT GT application residual weed control may be improved with at least a ¼ inch of overhead irrigation.

Preplant Surface or Preemergence Tank Mix Applications Soybeans

AGENT GT can be tank mixed with the following products for preplant surface or preemergence applications in glyphosate tolerant and non-glyphosate tolerant soybeans: 2-4, D Dicamba

Glyphosate products (such as Touchdown or Roundup brands).

Refer to the tank mix partner label for use directions restrictions and limitations. The most restrictive product labeling applies.

Postemergence Over The Top Applications in Glyphosate Tolerant Soybeans

AGENT GT can provide postemergence control of a broad spectrum of grass and broadleaf weeds as an over the top application in glyphosate tolerant soybeans. Refer to Tables 2 and 3 for specific directions on weed growth stages, rates and weeds controlled. Emerged weeds must have thorough spray coverage for effective control. Refer to the Spray Adjuvants section for directions on spray adjuvants for postemergence weed control.

Postemergence in crop applications of AGENT GT that come in contact with soil may control or partially control certain germinating broadleaf weeds and sedges.

Some bronzing crinkling or spotting of soybean leaves may occur following postemergence applications, but soybeans soon outgrow these effects and develop normally.

Postemergence Split Application Program for Glyphosate Tolerant Soybeans in Regions 1 and 2

A postemergence split application of AGENT GT may be applied in Regions 1 and 2. Apply AGENT GT at 2.68 pts/A with methylated seed oil (MSO) adjuvant at 1% v/v when weeds are 1 to 2 inches in height followed by a second application of AGENT GT at 2.68 pts/A with MSO at 1% v/v when re-growth or newly emerged weeds are 1 to 2 inches in height (approximately 10-14 days after the first application). The total amount of AGENT GT in the split application program cannot exceed 5.3 pts/A.

Special Postemergence - Use Rate for Specific Weed Control Situations for Glyphosate Tolerant Soybeans in Regions 1, 2, 3 and 4.

AGENT GT may be applied at 2.8 pts/A in Regions 1, 2, 3 and 4 as a postemergence application to control non glyphosate resistant weeds including difficult to control weeds such as morningglory, velvetleaf and black nightshade in glyphosate tolerant soybeans. Apply when weeds are 1-4 inches in height.

Special Postemergence Use Rate for Specific Weed Control Situations for Glyphosate Tolerant Soybeans in Region 5.

AGENT GT may be applied at 2.68 pts/A in Region 5 as a postemergence application to control non-glyphosate resistant weeds

including difficult to control weeds such as velvetleaf and black nightshade in glyphosate tolerant soybeans. Apply when weeds are 1 - 3 inches in height.

Postemergence Over The Top Tank Mix Applications Glyphosate Tolerant Soybeans Only

AGENT GT can be tank mixed with the following products for postemergence applications in glyphosate tolerant soybeans Dual Magnum®, Fusilade®, DX Fusion® and Glyphosate products (such as Touchdown or Roundup brands).

Refer to the tank mix partner label for use directions restrictions and limitations. The most restrictive product labeling applies.

Use Restrictions Soybeans

- DO NOT apply AGENT GT as an over the top application to non-glyphosate tolerant soybeans as plant death will occur.
- Refer to AGENT GT Regional Use Map for the maximum rate of AGENT GT (or other fomesafen containing products) that may be applied in each geographic region. Do not apply to any field in Regions 2, 3, 4 or 5 more than once every two years.
- Do not exceed 5.3 pints of AGENT GT per acre in any one year and also adhere to the maximum rate that may be applied in each geographic region (refer to the AGENT GT Regional Use Map).
- Do not graze treated areas or harvest for forage or hay.
- Do not apply within 45 days of harvest.

AERIAL SPRAY DRIFT MANAGEMENT ADVISORY

Spray Drift Management

AVOIDING SPRAY DRIFT AT THE APPLICATION SITE IS THE RESPONSIBILITY OF THE APPLICATOR. The interaction of many equipment and weather related factors determines the potential for spray drift. The applicator and the grower are responsible for considering all these factors when making decisions.

The following drift management requirements must be followed to avoid off target drift movement from aerial applications to agricultural field crops. These requirements do not apply to forestry applications public health uses or to applications using dry formulations.

1. The distance of the outer most nozzles on the boom must not exceed 3/4 the length of the wingspan or rotor.
2. Nozzles must always point backward parallel with the air stream and never be pointed downwards more than 45 degrees.

Where states have more stringent regulations, they must be observed.

The applicator must be familiar with and take into account the information covered in the Aerial Drift Reduction Advisory Information.

Aerial Drift Reduction Advisory Information

Importance of Droplet Size

The most effective way to reduce drift potential is to apply large droplets. The best drift management strategy is to apply the largest droplets that provide sufficient coverage and control. Applying larger droplets reduces drift potential but will not prevent drift if applications are made improperly or under unfavorable environmental conditions (See Wind, Temperature and Humidity and Temperature Inversion sections of this label).

Controlling Droplet Size

- Volume - Use high flow rate nozzles to apply the highest practical spray volume. Nozzles with higher rated flows produce larger droplets.
- Pressure - Use the lower spray pressures recommended for the nozzle. Higher pressure reduces droplet size and does not improve canopy penetration. When higher flow rates are needed use higher flow rate nozzles instead of increasing pressure.
- Number of nozzles - Use the minimum number of nozzles that provide uniform coverage.
- Nozzle Orientation - Orienting nozzles so that the spray is released backwards parallel to the airstream will produce larger droplets than other orientations. Significant deflection from horizontal will reduce droplet size and increase drift potential.
- Nozzle Type - Use a nozzle type that is designed for the intended application. With most nozzle types narrower spray angles produce larger droplets. Consider using low drift nozzles. Solid stream nozzles oriented straight back produce larger droplets than other nozzle types.

Boom Length

For some use patterns reducing the effective boom length to less than 3/4 of the wingspan or rotor length may further reduce drift without reducing swath width.

Application Height

Applications must not be made at a height greater than 10 feet above the top of the largest plants unless a greater height is required for aircraft safety. Making applications at the lowest height that is safe reduces exposure of droplets to evaporation and wind.

Swath Adjustment

When applications are made with a crosswind the swath will be displaced downwind. Therefore on the up and downwind edges of the field the applicator must compensate for this displacement by adjusting the path of the aircraft upwind. Swath adjustment distance should increase with increasing drift potential (higher wind smaller drops, etc).

Wind

Drift potential is lowest between wind speeds of 2-10 mph. However many factors including droplet size and equipment type determine drift potential at any given speed. Application must be avoided below 2 mph due to variable wind direction and high inversion potential. NOTE: Local terrain can influence wind patterns. Every applicator must be familiar with local wind patterns and how they affect spray drift.

Temperature and Humidity

When making applications in low relative humidity, set up equipment to produce larger droplets to compensate for evaporation. Droplet evaporation is most severe when conditions are both hot and dry.

Temperature Inversions

Applications must not occur during a temperature inversion because drift potential is high. Temperature inversions restrict vertical air mixing which causes small suspended droplets to remain in a concentrated cloud. This cloud can move in unpredictable directions due to the light variable winds common during inversions. Temperature inversions are characterized by increasing temperatures with altitude and are common on nights with limited cloud cover and light to no wind. They begin to form as the sun sets and often continue into the morning. Their presence can be indicated by ground fog, however if fog is not present, inversions can also be identified by the movement of smoke from a ground

source or an aircraft smoke generator. Smoke that layers and moves laterally in a concentrated cloud (under low wind conditions) indicates an inversion while smoke that moves upward and rapidly dissipates indicates good vertical air mixing.

Sensitive Areas

The pesticide is to be applied only when the potential for drift to adjacent sensitive areas (e. g. residential areas bodies of water known habitat for threatened or endangered species nontarget crops) is minimal (e. g. when wind is blowing away from the sensitive areas).

STORAGE AND DISPOSAL

Do not contaminate water food or feed by storage or disposal.

PESTICIDE STORAGE - Store above 10° F. If product freezes, return to room temperature and agitate to reconstitute. Keep container closed when not in use. Do not store near food or feed. In case of spill or leak on floor or paved surfaces soak up with sand earth or synthetic absorbent. Remove to chemical waste area.

PESTICIDE DISPOSAL - Pesticide wastes are acutely hazardous. Improper disposal of excess pesticide spray mixture or rinsate is a violation of federal law. If these wastes cannot be disposed of by use according to label instructions, contact your State Pesticide or Environmental Control Agency or the Hazardous Waste Representative at the nearest EPA Regional Office for guidance.

CONTAINER HANDLING [less than 5 gallons]

Non-refillable container. Do not reuse or refill this container. Offer for recycling, if available. Triple rinse container (or equivalent) promptly after emptying. Triple rinse as follows: empty the remaining contents into application equipment of a mix tank. Drain for 10 seconds after the flow begins to drip. Fill the container 10% full with water and recap. Shake for 10 seconds. Pour rinsate into application equipment or a mix tank or store rinsate for later use or disposal. Drain for 10 seconds after the flow begins to drip. Repeat this procedure two more times. Then offer for recycling if available or puncture and dispose of in a sanitary landfill or by incineration or if allowed by state and local authorities by burning. If burned stay out of smoke.

CONTAINER HANDLING [Bulk/Mini Bulk]

Refillable container Refill this container with AGENT GT only. Do not reuse this container for any other purpose. Cleaning the container before final disposal is the responsibility of the person disposing of the container. Cleaning before refilling is the responsibility of the refiller. To clean container before final disposal, empty the remaining contents from this container into application equipment or mix tank. Fill the container about 10 percent full with water. Agitate vigorously or recirculate water with the pump for 2 minutes. Pour or pump rinsate into application equipment or rinsate collection system. Repeat this rinsing procedure two more times. Then offer for recycling, if available, or puncture and dispose of in a sanitary landfill or by incineration or, if allowed by state and local authorities, by burning. If burned stay out of smoke

For minor spills leaks, etc. follow all precautions indicated on this label and clean up immediately. Take special care to contain spills leaks and other accidents to prevent further exposure of facilities and equipment. Absorb spilled product with absorbing materials and dispose of in an approved waste disposal facility. In the event of a major spill fire or other emergency call 1-800-888-837, day or night.

**CONTAINER IS NOT SAFE FOR FOOD,
FEED OR DRINKING WATER.**

WARRANTY

The Directions for Use of this product must be followed carefully. It is impossible to eliminate all risks inherently associated with the use of this product. Crop injury, ineffectiveness or other unintended consequences may result because of such factors as manner of use or application weather or crop conditions presence of other materials or other influencing factors in the use of the product which are beyond the control of UNITED SUPPLIERS, INC. or Seller. To the extent permitted by applicable law Buyer and Use agree to hold UNITED SUPPLIERS, INC. and Seller harmless for any claims relating to such factors.

UNITED SUPPLIERS, INC. warrants that this product conforms to the chemical description on the label and is reasonably fit for the purposes stated in the Directions for Use subject to the inherent risks referred to above when used in accordance with directions under normal use conditions. To the extent permitted by applicable law: (1) this warranty does not extend to the use of this

product contrary to label instructions or under conditions not reasonably foreseeable to or beyond the control of Seller or UNITED SUPPLIERS, INC. and (2) Buyer and User assume the risk of any such use TO THE EXTENT PERMITTED BY APPLICABLE LAW. UNITED SUPPLIERS, INC. MAKES NO WARRANTIES OF MERCHANTABILITY OR OF FITNESS FOR A PARTICULAR PURPOSE NOR ANY OTHER EXPRESS OR IMPLIED WARRANTY EXCEPT AS WARRANTED BY THIS LABEL.

To the extent permitted by applicable law, in no event shall UNITED SUPPLIERS, INC. be liable for any incidental consequential or special damages resulting from the use or handling of this product TO THE EXTENT PERMITTED BY APPLICABLE LAW, THE EXCLUSIVE REMEDY OF THE USER OR BUYER, AND THE EXCLUSIVE LIABILITY OF UNITED SUPPLIERS, INC. AND SELLER FOR ANY AND ALL CLAIMS, LOSSES, INJURIES OR DAMAGES (INCLUDING CLAIMS BASED ON BREACH OF WARRANTY, CONTRACT, NEGLIGENCE, TORT, STRICT LIABILITY OR OTHERWISE) RESULTING FROM THE USE OR HANDLING OF THIS PRODUCT SHALL BE THE RETURN OF THE PURCHASE PRICE OF THE PRODUCT OR AT THE ELECTION OF UNITED SUPPLIERS, INC. OR SELLER, THE REPLACEMENT OF THE PRODUCT.

UNITED SUPPLIERS, INC. and Seller offer this product and Buyer and User accept it subject to the foregoing Conditions of Sale and Limitations of Warranty and Liability which may not be modified except by written agreement signed by a duly authorized representative of UNITED SUPPLIERS, INC.

Caparol® Dual Magnum® Flexstar® GT 3 5 Fusilade® DX Fusion® ISOLINK™ Technology II Sohcam® Suprend™ Touch-down® are Trademarks of a ALBAUGH, INC. Company
Cotoran® trademark of Makhteshim Agan of North America Inc
Direx® Karmex® Staple® and Viton® trademarks of E I du Pont de Nemours and Company
Prowl® trademark of BASF Ag Products
Roundup® and Roundup Ready® trademarks of Monsanto Company

Agent™ / *GT*



**United
Suppliers**

© Copyright United Suppliers, Inc.,
30473 260th St., Eldora, IA 50627

www.unitedsuppliers.com
800-782-5123