

# SPECIMEN LABEL

# Agri Star®

FOMESAFEN	GROUP	14	HERBICIDE
GLYPHOSATE	GROUP	9	HERBICIDE

# BATTLE STAR® GT

## Herbicide

### ACTIVE INGREDIENTS:

Sodium Salt of Fomesafen . . . . .	5.72%
*Glyphosate, N-(phosphonomethyl)glycine, in the form of its ammonium salt. . . . .	26.77%
<b>OTHER INGREDIENTS:</b> . . . . .	67.51%

**TOTAL:** . . . . . 100.00%

Contains 0.54 pounds of fomesafen expressed as acid equivalent and 2.26 pounds of glyphosate expressed as acid equivalent per gallon

EPA Reg. No. 42750-307

EPA Est. No. 42750-MO-001

## KEEP OUT OF REACH OF CHILDREN WARNING ADVISO

Si usted no entiende la etiqueta, busque a alguien para que se la explique a usted en detalle.  
(If you do not understand the label, find someone to explain it to you in detail).

### FIRST AID

<b>IF IN EYES:</b>	<ul style="list-style-type: none"> <li>Hold eye open and rinse slowly and gently with water for 15-20 minutes</li> <li>Remove contact lenses if present after the first 5 minutes then continue rinsing eye.</li> <li>Call a poison control center or doctor for treatment advice</li> </ul>
<b>IF INHALED:</b>	<ul style="list-style-type: none"> <li>Move person to fresh air</li> <li>If person is not breathing call 911 or an ambulance then give artificial respiration preferably mouth to mouth if possible</li> <li>Call a poison control center or doctor for further treatment advice</li> </ul>
<b>IF SWALLOWED:</b>	<ul style="list-style-type: none"> <li>Call a poison control center or doctor immediately for treatment advice</li> <li>Have person sip a glass of water if able to swallow</li> <li>Do not induce vomiting unless told to by a poison control center or doctor</li> <li>Do not give anything by mouth to an unconscious person</li> </ul>
<b>IF ON SKIN OR CLOTHING:</b>	<ul style="list-style-type: none"> <li>Take off contaminated clothing</li> <li>Rinse skin immediately with plenty of water for 15-20 minutes</li> <li>Call a poison control center or doctor for treatment advice</li> </ul>

Have the product container or label with you when calling a poison control center or doctor or going for treatment.

HOTLINE NUMBER - For medical or transport emergencies call CHEMTREC toll free at 1-800-424-9300

*For Control of Certain Weeds in  
Glyphosate Tolerant Cotton and  
Soybeans*

Manufactured for:

**ALBAUGH, LLC**  
1525 NE 36th Street  
Ankeny, Iowa 50021

**FOR CHEMICAL SPILL, LEAK,  
FIRE, OR EXPOSURE, CALL  
CHEMTREC (800) 424-9300**



**Albaugh®**  
Your Alternative™

## **PRECAUTIONARY STATEMENTS HAZARDS TO HUMANS AND DOMESTIC ANIMALS WARNING**

Causes substantial but temporary eye injury. Do not get in eyes or on clothing.

### **PERSONAL PROTECTIVE EQUIPMENT (PPE)**

Applicators and other handlers must wear:

- Long-sleeved shirt and long pants
- Shoes plus socks
- Protective eyewear such as face shields or protective goggles.
- Chemical resistant gloves such as barrier laminate butyl rubber ≥14 mils nitrile rubber ≥14 mils neoprene rubber ≥14 mils polyvinyl chloride (PVC) ≥14 mils or Viton® ≥14 mils

Discard clothing and other absorbent materials that have been drenched or heavily contaminated with this product's concentrate. Do not reuse them. Follow manufacturer's instructions for cleaning/maintaining PPE. If no such instructions for washables exist, use detergent and hot water. Keep and wash PPE separately from other laundry.

When handlers use closed systems enclosed cabs or aircraft in a manner that meets the requirements listed in the Worker Protection Standard (WPS) for agricultural pesticides [40 CFR 170 240(d)(4-6)] the handler PPE requirements may be reduced or modified as specified in the WPS.

### **USER SAFETY RECOMMENDATIONS**

Users should:

1. Wash hands thoroughly with soap and water after handling and before eating, drinking, chewing gum, using tobacco or using the toilet.
2. Remove clothing/PPE immediately if pesticide gets inside. Then, wash thoroughly and put on clean clothing.
3. Remove PPE immediately after handling this product. Wash the outside of gloves before removing. As soon as possible wash thoroughly and change into clean clothing.

### **ENVIRONMENTAL HAZARDS**

Do not apply directly to water or to areas where surface water is present or to intertidal areas below the mean high water mark. Do not contaminate water when disposing of equipment washwater or rinsate. Do not apply when weather conditions favor drift from target area.

### **GROUNDWATER ADVISORY**

This chemical has properties and characteristics associated with chemicals detected in groundwater. This chemical may leach into groundwater if used in areas where permeable, particularly where the water table is shallow.

### **SURFACE WATER ADVISORY**

This product may impact surface water quality due to spray drift and runoff of rain water.

This is especially true for poorly draining soils and soils with shallow ground water.

This product is classified as having high potential for reaching surface water via runoff for several months after application. A level, well-maintained vegetative buffer strip between areas to which this product is applied and surface water features such as ponds, streams, and springs will reduce the potential loading of fomesafen from runoff water and sediment. Runoff of this product will be reduced by avoiding applications when rainfall is forecasted to occur within 48 hours. See the manual for "Conservation Buffers to Reduce Pesticide Losses" at the following internet address: <http://www.wsi.nrcs.usda.gov/products/W2Q/pest/core4.html>.

Drift and runoff may be hazardous to aquatic organisms in water adjacent to treated areas.

**Non-target Organism Advisory:** This product is toxic to plants and may adversely impact the forage and habitat of non-target organisms, including pollinators, in areas adjacent to the treated site. Protect the forage and habitat of non-target organisms by following label directions intended to minimize spray drift.

### **PHYSICAL AND CHEMICAL HAZARDS**

Do not mix or allow contact with oxidizing and reducing agents. Hazardous chemical reaction may occur.

Do not store mix or apply this product or spray solutions of this product in unlined steel (except stainless steel), galvanized steel containers or sprayer tanks. This product or spray solutions of this product will react with these containers and tanks and produce hydrogen gas, which may form a highly combustible mixture. This gas mixture could flash or explode causing serious personal injury if ignited by spark, open flame, lighted cigarette, welder, torch or other ignition source.

Spray solutions of this product must be mixed stored and applied using only stainless steel fiberglass plastic or plastic lined steel containers.

NOTICE: Read the entire Directions for Use and Conditions of Sale and Limitation of Warranty and Liability before buying or using this product. If the terms are not acceptable, return the product at once unopened and the purchase price will be refunded.

## DIRECTIONS FOR USE

It is a violation of Federal law to use this product in a manner inconsistent with its labeling.

Do not apply this product in a way that will contact workers or other persons either directly or through drift. Only protected handlers may be in the area during application. For any requirements specific to your State or Tribe consult the agency responsible for pesticide regulation.

### SPRAY DRIFT

#### AERIAL APPLICATIONS:

- Do not release spray at a height greater than 10 feet above the vegetative canopy, unless a greater application height is necessary for pilot safety.
- For applications prior to the emergence of crops and target weeds, applicators are required to use a Coarse or coarser droplet size (ASABE S572.1)
- For all other applications, applicators are required to use a Medium or coarser droplet size (ASABE 572.1).
- For aerial application: Do not apply when wind speeds exceed 15 mph at the application site. If the wind speed is greater than 10 mph, the boom length must be 65% or less of the wingspan for fixed wing aircraft and 75% or less of the rotor diameter for helicopters. Otherwise, the boom length must be 75% or less of the wingspan for fixed-wing aircraft and 90% or less of the rotor diameter for helicopters. Applicators must use ½ swath displacement upwind at the downwind edge of the field.
- Nozzles must be oriented so the spray is directed toward the back of the aircraft.
- Do not apply when wind speeds exceed 15 miles per hour at the application site.
- Do not apply during temperature inversions.

#### GROUND BOOM APPLICATIONS:

- User must only apply with the nozzle height recommended by the manufacturer, but no more than three feet above the ground or crop canopy unless making a turf, pasture, or rangeland application, in which case applicators may apply with a nozzle height no more than four feet above the ground.
- For applications prior to the emergence of crops and target weeds, applicators are required to use a Coarse or coarser droplet size (ASABE S572.1).
- For all other applications, applicators are required to use a Medium or coarser droplet size (ASABE S572.1).
- Do not apply when wind speeds exceed 15 miles per hour at the application site.
- Do not apply during temperature inversions.

### SPRAY DRIFT ADVISORIES

THE APPLICATOR IS RESPONSIBLE FOR AVOIDING OFF-SITE SPRAY DRIFT. BE AWARE OF NEARBY NON-TARGET SITES AND ENVIRONMENTAL CONDITIONS.

#### IMPORTANCE OF DROPLET SIZE

An effective way to reduce spray drift is to apply large droplets. Use the largest droplets that provide target pest control. While applying larger droplets will reduce spray drift, the potential for drift will be greater if applications are made improperly or under unfavorable environmental conditions.

#### CONTROLLING DROPLET SIZE – GROUP BOOM

- Volume: Increasing the spray volume so that larger droplets are produced will reduce spray drift. Use the highest practical spray volume for the application. If a greater spray volume is needed, consider using a nozzle with a higher flow rate.
- Pressure: Use the lowest spray pressure recommended for the nozzle to produce the target spray volume and droplet size.
- Spray Nozzle: Use a spray nozzle that is designed for the intended application. Consider using nozzles designed to reduce drift.

#### CONTROLLING DROPLET SIZE: AIRCRAFT

- Adjust Nozzles: Follow nozzle manufacturers recommendations for setting up nozzles. Generally, to reduce fine droplets, nozzles should be oriented parallel with the airflow in flight.

#### BOOM HEIGHT: Ground Boom

- Use the lowest boom height that is compatible with the spray nozzles that will provide uniform coverage. For ground equipment, the boom should remain level with the crop and have minimal bounce.

#### RELEASE HEIGHT: Aircraft

- Higher release heights increase the potential for spray drift.

#### SHIELDED SPRAYERS:

- Shielding the boom or individual nozzles can reduce spray drift. Consider using shielded sprayers. Verify that the shields are not interfering with the uniform deposition of the spray on the target area.

#### TEMPERATURE AND HUMIDITY:

- When making applications in hot and dry conditions, use larger droplets to reduce effects of evaporation.

#### TEMPERATURE INVERSIONS:

- Drift potential is high during a temperature inversion. Temperature inversions are characterized by increasing temperature with altitude and are common on nights with limited cloud cover and light to no wind. The presence of an inversion can be indicated by ground fog or by the movement of smoke from a ground source or an aircraft smoke generator. Smoke that layers and moves laterally in a concentrated cloud (under low wind conditions) indicates an inversion, while smoke that moves upward and rapidly dissipates indicates good vertical air mixing. Avoid applications during temperature inversions.

#### WIND:

- Drift potential generally increases with wind speed. AVOID APPLICATIONS DURING GUSTY WIND CONDITIONS. Applicators need to be familiar with local wind patterns and terrain that could affect spray drift.

### AGRICULTURAL USE REQUIREMENTS

Use this product only in accordance with its labeling and with the Worker Protection Standard 40 CFR part 170. This Standard contains requirements for the protection of agricultural workers on farms, forests, nurseries and greenhouses and handlers of agricultural pesticides. It contains requirements for training decontamination notification and emergency assistance. It also contains specific instructions and exceptions pertaining to the statements on this label about personal protective equipment (PPE) and restricted entry interval. The requirements in this box only apply to uses of this product that are covered by the Worker Protection Standard.

Do not enter or allow worker entry into treated areas during the restricted entry interval (REI) of **24 hours**.

PPE required for early entry to treated areas that is permitted under the Worker Protection Standard and that involves contact with anything that has been treated such as plants soil or water is

- Protective eye wear such as goggles or face shield
- Coveralls
- Shoes plus socks
- Chemical resistant gloves such as barrier laminate butyl rubber  $\geq 14$  mils nitrile rubber  $\geq 14$  mils neoprene rubber  $\geq 14$  mils polyvinyl chloride (PVC)  $\geq 14$  mils or Viton  $\geq 14$  mils

### PRODUCT INFORMATION

BATTLE STAR® GT Herbicide may be applied as a preplant or preemergence burndown application in cotton or as a postemergence directed application in glyphosate tolerant (GT) cotton\* and as a preplant or preemergence burndown in soybeans or as a postemergence over the top application in glyphosate tolerant (GT) soybeans\*\* to control labeled broadleaf grass and sedge weeds.

\*BATTLE STAR® GT may be used on the following glyphosate tolerant cotton only Roundup Ready Flex Cotton.

\*\*BATTLE STAR® GT may be used on the following glyphosate tolerant soybeans only: All Roundup Ready soybeans, including Roundup Ready Soybeans, Roundup Ready 2 Yield Soybeans, and all Genuity brand soybeans, which includes Roundup Ready 2.

### ENVIRONMENTAL AND AGRONOMIC CONDITIONS

Always apply BATTLE STAR® GT Herbicide under favorable environmental conditions that promote active weed growth. Avoid applying BATTLE STAR® GT Herbicide to weeds which are under stress from drought, extreme temperatures, excessive water, low humidity, low soil fertility, mechanical or chemical injury as reduced weed control and/or increased crop injury may result.

#### Pre-plant Surface, Preemergence or Postemergence Applications

BATTLE STAR® GT Herbicide will control or partially control certain germinating broadleaf weeds and sedges by soil residual activity from either preplant surface preemergence or postemergence applications that come in contact with the soil. Moisture is necessary to activate BATTLE STAR® GT Herbicide in soil for residual weed control. Dry weather following applications of BATTLE STAR® GT Herbicide may reduce effectiveness. When adequate moisture is not received within 7 days after a BATTLE STAR® GT Herbicide application weed, control may be improved by overhead irrigation with at least a 1/4 inch of water.

#### Cultivation

Cultivation prior to postemergence application is not recommended. Weeds may be put under stress by cultivation thus reducing weed control. Timely cultivation 2-3 weeks after applying BATTLE STAR® GT Herbicide may assist weed control.

### HERBICIDE RESISTANCE MANAGEMENT

BATTLE STAR® GT contains glyphosate which inhibits 5-enolpyruvylshikimate 3-phosphate (EPSP) synthase (Group 9 herbicide) and fomesafen which inhibits protoporphyrinogen oxidase (PPG oxidase or Protox) (Group 14 herbicide). Some naturally occurring weed populations have been identified as resistant to Group 9 and Group 14 herbicides. Selection of resistant biotypes through repeated use of these herbicides in the same field may result in weed control failures.

Some weeds are known to develop resistance to herbicides that have been used repeatedly. While the development of herbicide resistance is well understood, it is not easily predicted. Therefore, herbicides should be used in conjunction with the resistance management strategies in the area. If herbicide resistance should develop in the area, this product used alone may not continue to provide sufficient levels of weed control.

If the reduced levels of control cannot be attributed to improper application techniques, improper use rates, improper application timing, unfavorable weather conditions or abnormally high weed pressure, a resistant strain of weeds may have developed.

Suspected herbicide-resistant weeds may be identified by these indicators:

- Failure to control a weed species normally controlled by the herbicide at the dose applied, especially if control is achieved on adjacent weeds
- A spreading patch of non-controlled plants of a particular weed species; and
- Surviving plants mixed with controlled individuals of the same species

The following Best Management Practices (BMP) will reduce the potential for weed resistance:

- Ensure that good spray coverage is achieved with proper spray volumes and calibrated equipment.
- Plant into weed-free fields and keep fields as weed-free as possible.
- Avoid tank mixes that may cause antagonism and reduced weed control.
- Where possible, avoid the repeated use of herbicides with the same mode of action (i.e., same group number) in successive seasons either in cereal crops or rotational crops.
- Use mechanical cultivation, fertilizer regimens, seeding rates and row widths that enhance crop competitiveness.
- Prevent weed escapes from producing seed either in the crop or during fallow periods.
- Always apply this product at the specified rates and in accordance with the use directions. Do not use less than specified label rates alone or in tank mixtures. Do not use reduced rates of the tank mix partner.
- Scout fields carefully to determine the appropriate time for application.
- Scout fields carefully after application for performance in control of weeds.
- Prevent an influx of weeds into the field by managing field borders.
- If resistance is suspected, contact the local or State agricultural advisors or your local Albaugh representative for assistance at 1-800-247-8013.

To better manage herbicide resistance through delaying the proliferation and possible dominance of herbicide resistant weed biotypes, it may be necessary to change cultural practices within and between crop seasons such as using a combination of tillage, retreatment, tank-mix partners and/or sequential herbicide applications that have a different site of action. Weed escapes that are allowed to go to seed will promote the spread of resistant biotypes.

It is advisable to keep accurate records of pesticides applied to individual fields to help obtain information on the spread and dispersal of resistant biotypes. Consult your agricultural dealer, consultant, applicator, and/or appropriate state agricultural extension service representative for specific alternative cultural practices or herbicide recommendations available in your area.

## APPLICATION DIRECTIONS

### Spray Adjuvants

Under certain conditions burndown and postemergence, activity may be improved by adding one or more of the following spray adjuvants.

**Ammonium Sulfate (AMS)** at 8.5 to 17 lbs/100 gallons of water should be added in areas where commonly used with glyphosate containing products. Liquid formulations of AMS may be used at an equivalent rate.

**Urea Ammonium Nitrate (UAN)** (28.32% liquid nitrogen solution) may be added at 12.5% v/v (12.5 gallons/100 gallons) of finished spray volume. If AMS is being added UAN is generally not required UAN can improve weed control but may reduce crop tolerance.

**One of the following spray adjuvants can be added for difficult to control weeds or under adverse environmental conditions.**

**Crop Oil Concentrate (COC) or Methylated Seed Oil (MSO):** Use a non-phytotoxic COC or MSO containing 15-20% approved emulsifier at 0.5 – 1.0% v/v (2- 4 quarts/100 gallons) of finished spray volume COC or MSO can improve weed control but may reduce crop tolerance.

**Nonionic Surfactant (NIS):** Use NIS containing at least 80% active ingredient at 0.25 – 0.5% v/v (1-2 quarts/100 gallons) of finished spray volume.

The use of deposition (drift control) agents that impact droplet size and coverage may reduce weed control.

### Recommended Tank Mixing Order:

1. Fill the spray tank with ½ to 2/3 the required amount of water and begin agitation
2. Add AMS (if used)
3. Add dry pesticide formulations (WP, DF etc)
4. Add liquid pesticide formulations (EC, SC etc )
5. Add BATTLE STAR® GT Herbicide
6. Add COC MSO or NIS (if used)
7. Add the remaining water and maintain agitation throughout the spray operation.

Be sure to allow each tank mix component to fully disperse before adding the next.

### Ground Application

Use sufficient spray volume and pressure to ensure complete coverage of the target. A spray volume of 15-20 gallons per acre and 30-60 psi at the nozzle tip is optimal. When foliage is dense, use a minimum of 20 gallons per acre to ensure adequate coverage.

The use of flat fan nozzles will result in the most effective postemergence application of BATTLE STAR® GT Herbicide. Use nozzles that are set up to deliver medium quality spray (ASABE Standard S572.1).

**DO NOT USE AIR INDUCTION, FLOOD TYPE OR OTHER SPRAY NOZZLES WHICH DELIVER COARSE, LARGE DROPLET SPRAYS**

## Aerial Application

Use sufficient spray volume and pressure to ensure complete coverage of the target. A minimum of 5 gallons per acre of spray mixture must be applied with a maximum of 40 psi pressure. When foliage is dense, use a minimum of 10 gallons per acre to ensure coverage of weed foliage.

**DO NOT APPLY THIS PRODUCT THROUGH ANY TYPE OF IRRIGATION SYSTEM.**

## USE RESTRICTIONS

- A maximum of 5.3 pts. of BATTLE STAR® GT Herbicide (or a maximum of 0.375 lb ai/A of fomesafen from any product containing fomesafen) may be applied per acre per year in Region 1 (see Regional Use Map). Make only one application per year.
- A maximum of 5.3 pts of BATTLE STAR® GT Herbicide (or a maximum of 0.375 lb ai/A of fomesafen from any product containing fomesafen) may be applied per acre in ALTERNATE years in Region 2 (see Regional Use Map). Make only one application every two years.
- A maximum of 4.5 pts of BATTLE STAR® GT Herbicide (or a maximum of 0.315 lb ai/A of fomesafen from any product containing fomesafen) may be applied per acre in ALTERNATE years in Region 3 (see Regional Use Map). Make only one application every two years.
- A maximum of 3.5 pts of BATTLE STAR® GT Herbicide (or a maximum of 0.25 lb ai/A of fomesafen from any product containing fomesafen) may be applied per acre in ALTERNATE years in Region 4 (see Regional Use Map). Make only one application every two years.
- A maximum of 3.5 pts of BATTLE STAR® GT Herbicide (or a maximum of 0.25 lb ai/A of fomesafen from any product containing fomesafen) may be applied per acre in ALTERNATE years in Region 4a (see Regional Use Map). Apply only to soybeans in Region 4a. Make only one application every two years. Do not make a BATTLE STAR® GT Herbicide application later than June 20<sup>th</sup>. Cumulative rainfall plus overhead irrigation must total 15 inches from the period of BATTLE STAR® GT Herbicide application to soybean crop maturity to allow planting of rotational crops listed in this label (refer to Rotational Crop Restrictions section). If the soybean crop is lost or the required cumulative rainfall plus irrigation is not received as outlined above, plant only soybeans the following growing season.
- A maximum of 2.68 pts of BATTLE STAR® GT Herbicide (or a maximum of 0.1875 lb ai/A of fomesafen from any product containing fomesafen) may be applied per acre in ALTERNATE years in Region 5 (see Regional Use Map). Make only one application every two years.

## USE PRECAUTIONS

- Thoroughly clean the spray system with water and a commercial tank cleaner, before and after each use.
- Tank mixes of BATTLE STAR® GT Herbicide with other pesticides fertilizers or any other additives, except as specified on this label, may result in tank mix incompatibility, unsatisfactory performance or unacceptable crop injury. It is the pesticide user's responsibility to ensure that all products are registered for the intended use. Read and follow the applicable restrictions and limitations and directions for use on all product labels involved in tank mixing. Users must follow the most restrictive directions for use and precautionary statements of each product in the tank mixture.
- Avoid overlapping spray swaths as injury may occur in crop or to rotational crops.
- Heavy rainfall or irrigation shortly after application may reduce performance.
- Optimum coverage will occur when the ground speed does not exceed 10 mph during application.
- Do not apply when wind velocity exceeds 15 mph.
- Do not spray if conditions of thermal inversion exist or if wind direction and speed may cause spray to drift onto adjacent nontarget areas. Drift minimization is the responsibility of the applicator. Consult with local and State agricultural authorities for information on avoiding or minimizing spray drift.
- BATTLE STAR® GT Herbicide is not volatile and cannot move as vapor after application onto nontarget vegetation.
- Severe damage or destruction may be caused by contact of BATTLE STAR® GT Herbicide to any desirable crop or plant to which treatment is not intended.
- Spray solutions of BATTLE STAR® GT Herbicide must be mixed stored and applied using only plastic, plastic lined steel stainless steel, or fiberglass containers. Concentrate must not be stored in galvanized carbon steel aluminum or unlined steel containers.

## REPLANTING

If replanting is necessary in fields previously treated with BATTLE STAR® GT Herbicide, the field may be replanted to cotton, dry beans, potatoes, snap beans or soybeans. Do not apply a second application of BATTLE STAR® GT Herbicide or other fomesafen containing product as crop injury or illegal residues may occur in harvested crops. If tank mix combinations were used, refer to product labels for any additional replanting instructions.

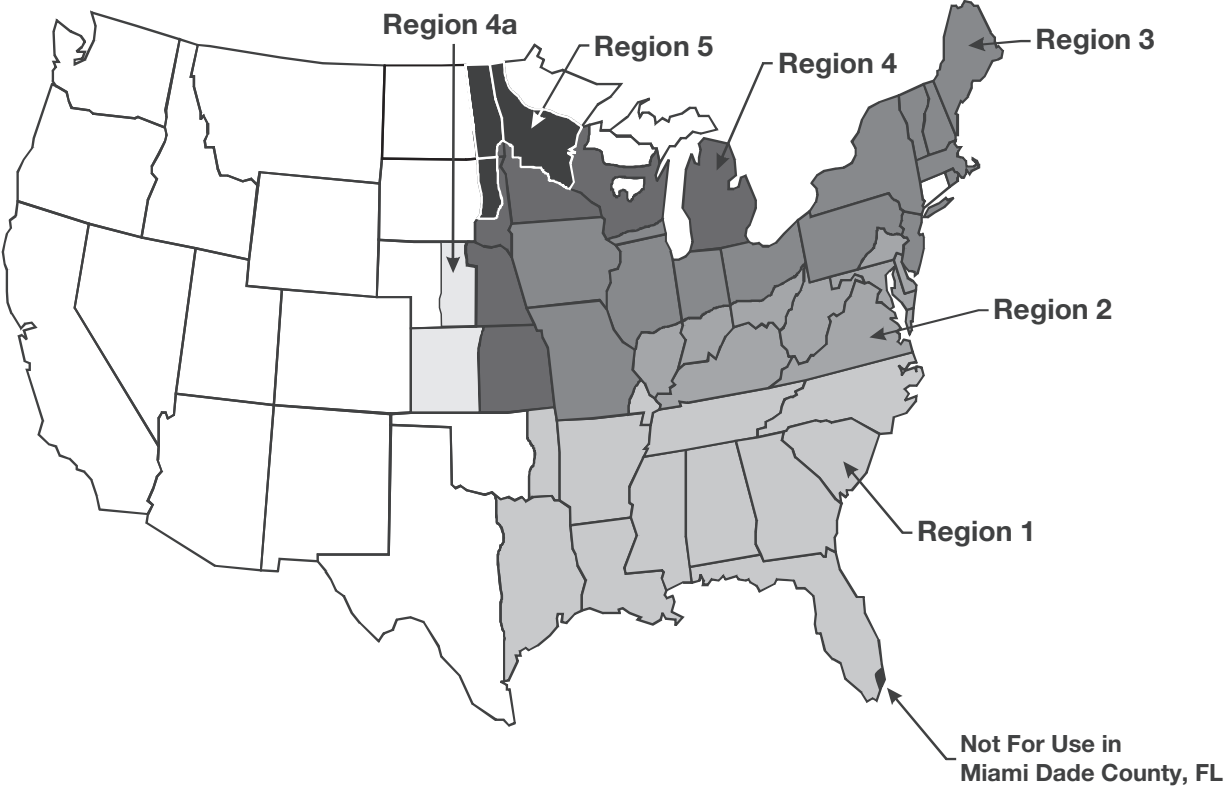
## ROTATIONAL CROP RESTRICTIONS

The following rotational crops may be planted after applying BATTLE STAR® GT Herbicide at specified rates

Crop To Be Planted	Planting Time From Last BATTLE STAR® GT Application
Cotton, dry beans, potatoes, snap beans, soybean and soybean, Succulent (edamame)	0 months
Lima beans, Peas (succulent), Small grains such as wheat, barley, rye	4 months
Corn, Field; Corn, Seed; Corn, Sweet <sup>5</sup> Peanut Pepper (transplanted) <sup>1</sup> Popcorn <sup>4</sup> Pumpkin <sup>2</sup> Rice Tomato (transplanted) <sup>1</sup> Watermelon <sup>2</sup>	10 months
Bean, Succulent (other than edamame, snap bean and lima bean) Cantaloupe <sup>2</sup> Cucumber <sup>2</sup> Edible-podded beans and peas not otherwise specified in this table Eggplant Pea, Dry Pepper (direct-seeded) Squash <sup>2</sup> Sunflower Sweet Potato Tomato (direct-seeded)	12 months
Sorghum <sup>3</sup>	18 months
All other crops not listed above	18 months
<sup>1</sup> 4 months in Region 1 <sup>2</sup> 8 months in Region 1 <sup>3</sup> 10 months in Region 1 <sup>4</sup> 12 months in the states of Ohio, Kentucky, Illinois, Indiana, Iowa and Region 4 and 4a when applied at rates of 3.5 pints per acre or more <sup>5</sup> 18 months in the states of Connecticut, Maine, Massachusetts, new Hampshire, New York, Rhode Island, Vermont and Region 5 Do not graze rotated small grain crops or harvest forage or straw for livestock.	

# USE RATES AND WEEDS CONTROLLED

## BATTLE STAR® GT HERBICIDE REGIONAL USE MAP





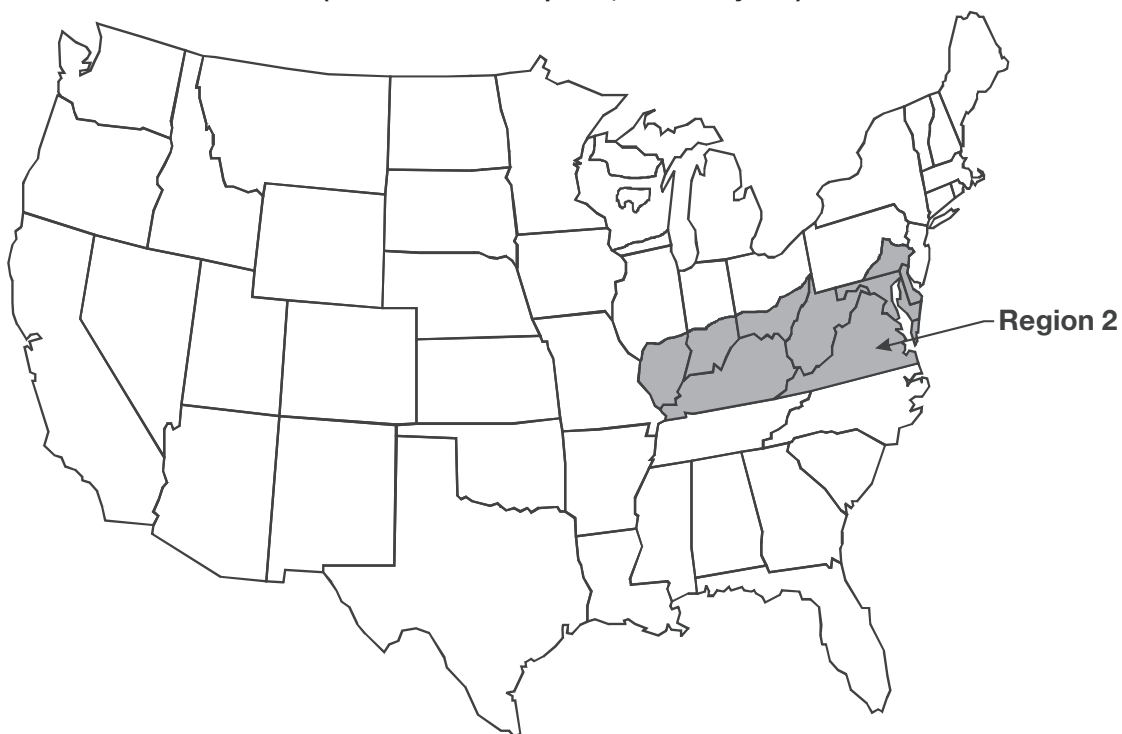
**REGION 1**  
(Maximum Rate 5.3 pts /A per year)



Includes the following states or portion of states where BATTLE STAR® GT Herbicide may be applied		
Region 1	Alabama	All areas
	Arkansas	All areas
	Florida	(except Miami-Dade County)
	Georgia	All areas
	Louisiana	All areas
	Mississippi	All areas
	Missouri	(counties of Bollinger, Butler, Cape Girardeau, Dunklin, Madison, Mississippi, New Madrid, Pemiscot, Perry, Ripley, Scott, Stoddard and Wayne)
	North Carolina	All areas
	Oklahoma	(East of U S Highway 75 and East of Indian Nation Parkway)
	South Carolina	All areas
	Tennessee	All areas
	Texas	(includes area East of U S Highway 77 to State Road 239 including all of Calhoun County)

Refer to the Use Restrictions section for additional requirements that must be followed to use BATTLE STAR® GT Herbicide in Region 1

**REGION 2**  
(Maximum Rate 5.3 pts /A, Alternate years)

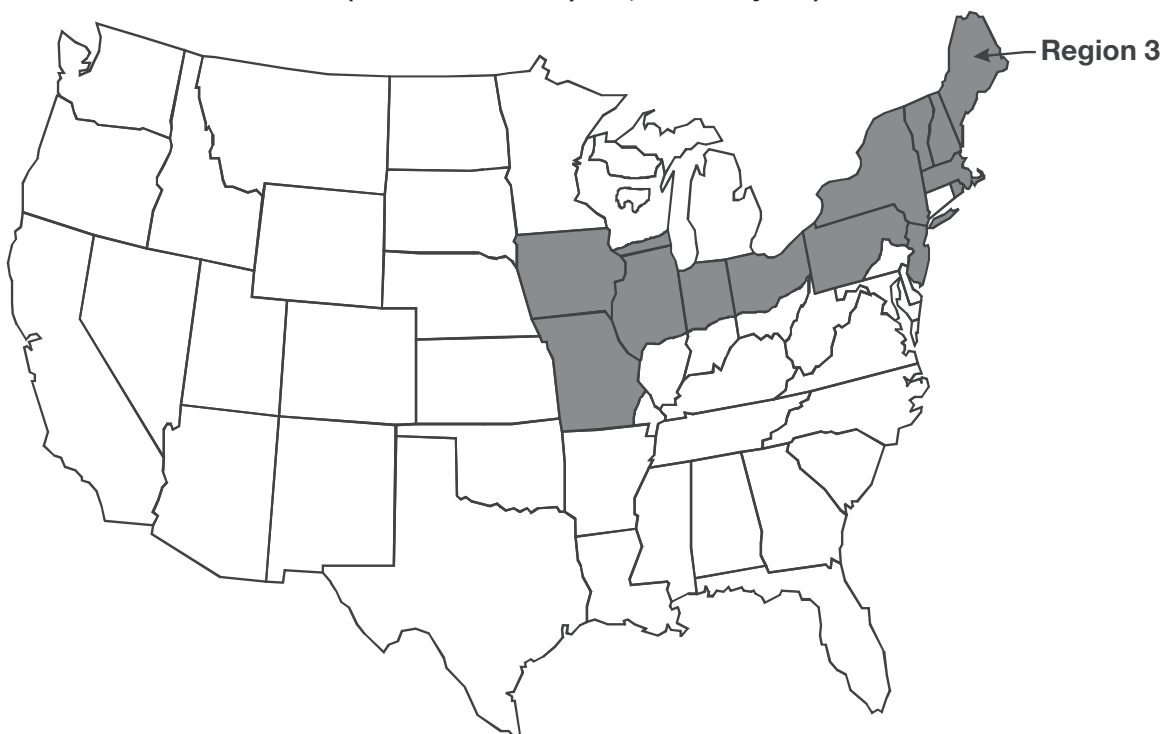


Includes the following states or portion of states where BATTLE STAR® GT Herbicide may be applied		
Region 2	Delaware	All areas
	Illinois	All areas South of Interstate 70
	Indiana	All areas South of Interstate 70
	Kentucky	All areas
	Maryland	All areas
	Ohio	All areas South of Interstate 70
	Pennsylvania	All areas South of Interstate 80 to the intersection of U. S. Highway 15 and East of U. S. Highway 15 and U. S. Highway 522
	Virginia	All areas
	West Virginia	(East of U S Highway 75 and East of Indian Nation Parkway)

Refer to the Use Restrictions section for additional requirements that must be followed to use BATTLE STAR® GT Herbicide in Region 2

## REGION 3

(Maximum Rate 4.5 pts/A, Alternate years)



Includes the following states or portion of states where BATTLE STAR® GT Herbicide may be applied

Region 3	Connecticut	All areas
	Illinois	All areas North of Interstate 70
	Indiana	All areas North of Interstate 70
	Iowa	All areas
	Maine	All areas
	Massachusetts	All areas
	Missouri	All counties except those listed in Region 1
	Ohio	All areas North of Interstate 70
	New Hampshire	All areas
	New Jersey	All areas
	New York	All areas
	Pennsylvania	All counties except those listed in Region 2
	Rhode Island	All areas
	Vermont	All areas
Wisconsin	All areas South of U. S. Highway 18 between Prairie Du Chien and Madison and South of Interstate 94 between Madison and Milwaukee	

Refer to the Use Restrictions section for additional requirements that must be followed to use BATTLE STAR® GT Herbicide in Region 3

## REGION 4

(Maximum Rate 3.5 pts/A, Alternate years)



Includes the following states or portion of states where BATTLE STAR® GT Herbicide may be applied

Region 4	Kansas	All counties East of or intersected by U S Highway 281
	Michigan	Southern Peninsula
	Minnesota	All areas South of Interstate 94
	Nebraska	All counties East of or intersected by U S Highway 281
	North Dakota	All areas East of Interstate 29 from Fargo South to the South Dakota state line
	South Dakota	All areas East of Interstate 29 from the North Dakota state line to Watertown all areas East of Highway 81 from Watertown to Madison and all areas East and South of State Road 34 and U. S. Highway 281 to the Nebraska state line
	Wisconsin	All areas except those in Region 3 South of Interstate 94 from Minnesota state line to Eau Claire and South of U S Highway 29 from Eau Claire to Green Bay plus Barron, Chippewa, Clark, Door, Dunn, Eau Claire, Kewaunee, Marathon, Menominee, Oconto, Polk, Shawano and St Croix counties. The following counties are excluded Adams, Marquette, Portage, Waupaca, Waushara and Wood

Refer to the Use Restrictions section for additional requirements that must be followed to use BATTLE STAR® GT Herbicide in Region 4

**REGION 4a**  
 (Maximum Rate 3.5 pts/A, Alternate years\*)

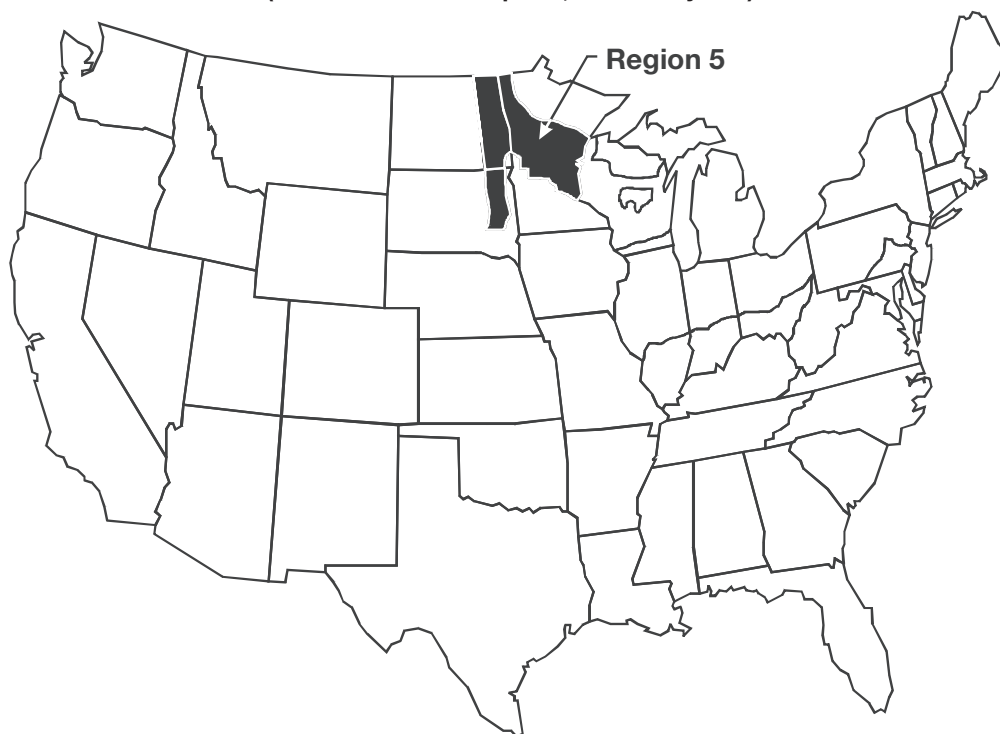


Includes the following states or portion of states where BATTLE STAR® GT Herbicide may be applied		
Region 4a	Kansas	All areas west of U S Highway 281 to the Colorado state line
	Nebraska	All areas that intersect west of U S Highway 281 and east of U S Highway 83

Refer to the Use Restrictions section for additional requirements that must be followed to use BATTLE STAR® GT Herbicide in Region 4a

## REGION 5

(Maximum Rate 2.68 pts/A, Alternate years)



Includes the following states or portion of states where BATTLE STAR® GT Herbicide may be applied

Region 5	Minnesota	All areas South of U S Highway 2 except those areas in Region 4
	North Dakota	All areas East of U S Highway 281 except those areas in Region 4
	South Dakota	All areas East of U S Highway 281 except those areas in Region 4

Refer to the Use Restrictions section for additional requirements that must be followed to use BATTLE STAR® GT Herbicide in Region 5

## WEEDS CONTROLLED

### WEEDS CONTROLLED

**Table 1**

**Weeds controlled or partially controlled\* by preplant surface or pre-emergence application of BATTLE STAR® GT at 3.5 to 5.3 pts /A<sup>1</sup>**

Broadleaf Weeds Controlled		Soil Texture	Organic Matter		
Amaranth Palmer	<i>Amaranthus palmeri</i>	All soil types	Up to 5%		
Croton tropic <sup>2</sup>	<i>Croton glandulosus</i>				
Eclipta	<i>Eclipta prostrata</i>				
Galinsoga species	<i>Galinsoga</i> spp				
Lambsquarters, common	<i>Chenopodium album</i>				
Morningglory, smallflower	<i>Jacquemontia tamnifolia</i>				
Nightshade, black	<i>Solanum nigrum</i>				
Nightshade, eastern black	<i>Solanum ptychanthum</i>				
Pigweed, redroot	<i>Amaranthus retroflexus</i>				
Pigweed, smooth	<i>Amaranthus hybridus</i>				
Poinsettia, wild	<i>Euphorbia heterophylla</i>				
Purslane, common	<i>Portulaca oleracea</i>				
Ragweed, common <sup>2</sup>	<i>Ambrosia artemisiifolia</i>				
Sida, prickly <sup>2</sup>	<i>Sida spinosa</i>				
Starbur bristly	<i>Acanthospermum hispidum</i>				
<b>Broadleaf Weeds Partially Controlled*</b>					
Anoda, spurred	<i>Anoda cristata</i>				
Cocklebur, common	<i>Xanthium strumarium</i>				
Morningglory, entireleaf	<i>Ipomoea hederacea</i> var, <i>integruscula</i>				
Morningglory, ivyleaf	<i>Ipomoea hederacea</i>				
Morningglory, pitted (small white)	<i>Ipomoea lacunosa</i>				
Morningglory, red (scarlet)	<i>Ipomoea coccinea</i>				
Morningglory, tall (common)	<i>Ipomoea purpurea</i>				
Nightshade, hairy	<i>Solanum physalifolium</i>				
Ragweed, giant	<i>Ambrosia trifida</i>				
Waterhemp species	<i>Amaranthus</i> , spp				
<b>Sedges Partially Controlled*</b>					
Nutsedge, yellow	<i>Cyperus esculentus</i>				

\*Partial control means significant activity but not always at a level considered acceptable for commercial weed control.

<sup>1</sup>Use the higher end of the rate range when heavy weed populations are anticipated

<sup>2</sup>Rates less than 5.3 pts /A will provide only partial control of this weed

**Table 2**  
**Broadleaf weeds controlled by postemergence application of BATTLE STAR® GT**

Broadleaf Weeds Controlled <sup>1</sup>	Scientific Name	BATTLE STAR® GT Rate (pts/A) Maximum Growth Stage Controlled At		
		3.5 pts/A Maximum Height (inches)	4.5 pts/A Maximum Height (inches)	5.3 pts/A Maximum Height (inches)
Amaranth Palmer (glyphosate susceptible)	<i>Amaranthus palmeri</i>	4	4	6
Amaranth Palmer (glyphosate resistant) <sup>1</sup>	<i>Amaranthus Palmeri</i>	1	2	3
Amaranth spiny	<i>Amaranthus spinosus</i>	2	2	4
Anoda spurred	<i>Anoda cristata</i>	4	6	8
Buttercup species <sup>3</sup>	<i>Ranunculus</i> spp	6	8	10
Carpetweed	<i>Mollugo verticillata</i>	6" Diameter	Multi leaf 6" Diameter	Unlimited Size
Chickweed. common	<i>Stellaria media</i>	6	8	10
Chickweed. mouseear	<i>Cerastium fontanum ssp vulgare</i>	6	8	10
Citronmelon	<i>Citrullus lanatus</i>	2	4	6
Cocklebur, common	<i>Xanthium strumarium</i>	4	6	8
Copperleaf, hophornbeam	<i>Acalypha ostryifolia</i>	2	2	4
Copperleaf, Virginia	<i>Acalypha virginica</i>	2	2	4
Crotalaria, showy	<i>Crotalaria spectabilis</i>	4	6	8
Croton. tropic	<i>Croton glandulosus</i>	2	4	6
Cucumber, volunteer	<i>Cucumis sativas</i>	2	4	6
Deadnettle, purple	<i>Lamium purpureum</i>	4	6	8
Eclipta	<i>Eclipta prostrata</i>	6	8	10
Eveningprimrose, cutleaf	<i>Oenothera laciniata</i>	4	6	8
Groundcherry cutleaf	<i>Physalis angulata</i>	4	6	6
Henbit	<i>Lamium amplexicaule</i>	4	6	8

(continued)



Broadleaf Weeds Controlled <sup>1</sup>	Scientific Name	BATTLE STAR® GT Rate (pts/A) Maximum Growth Stage Controlled At		
		3.5 pts/A Maximum Height (inches)	4.5 pts/A Maximum Height (inches)	5.3 pts/A Maximum Height (inches)
Jimsonweed	<i>Datura stramonium</i>	4	6	8
Lambsquarters, common	<i>Chenopodium album</i>	4	8	10
Morningglory, Cypressvine	<i>Ipomoea quamoclit</i>	4	4	6
Morningglory, entireleaf var.	<i>Ipomoea hederacea</i> var. <i>integruscula</i>	3	3	4
Morningglory, ivyleaf	<i>Ipomoea hederacea</i>	3	3	4
Morningglory, purple moonflower	<i>Ipomoea turbinata</i>	3	4	4
Morningglory, red (scarlet)	<i>Ipomoea coccinea</i>	3	3	4
Morningglory, Smallflower	<i>Jacquemontia tamnifolia</i>	3	3	4
Morningglory, pitted (Small white)	<i>Ipomoea lacunosa</i>	4	4	4
Morningglory, tall (common)	<i>Ipomoea purpurea</i>	3	3	4
Morningglory, palmleaf (willowleaf)	<i>Ipomoea wrightii</i>	3	3	4
Mustard, wild	<i>Sinapis arvensis</i>	6	8	10
Nightshade, black	<i>Solanum nigrum</i>	4	6	8
Pigweed, redroot	<i>Amaranthus retroflexus</i>	4	6	6
Pigweed, smooth	<i>Amaranthus hybridus</i>	4	4	6
Poinsettia, wild	<i>Euphorbia heterophylla</i>	4	6	8
Purslane, common	<i>Portulaca oleracea</i>	Multi Leaf 4" Diameter	Multi Leaf 6" Diameter	Multi Leaf 8" Diameter
Pusley, Florida	<i>Richardia scabra</i>	4	6	8
Ragweed, common (glyphosate susceptible)	<i>Ambrosia artemisiifolia</i>	4	5	6
Ragweed, common (glyphosate resistant) <sup>1</sup>	<i>Ambrosia artemisiifolia</i>	2	4	5
Ragweed, giant (glyphosate susceptible)	<i>Ambrosia trifida</i>	4	6	8

(continued)

Broadleaf Weeds Controlled <sup>1</sup>	Scientific Name	BATTLE STAR® GT Rate (pts/A) Maximum Growth Stage Controlled At		
		3.5 pts/A Maximum Height (inches)	4.5 pts/A Maximum Height (inches)	5.3 pts/A Maximum Height (inches)
Ragweed, giant (glyphosate resistant) <sup>1,2</sup>	<i>Ambrosia trifida</i>	2	2	4
Redweed	<i>Melochia corchorifolia</i>	4	6	8
Sesbania, hemp	<i>Sesbania exaltata</i>	6	8	10
Shepherdspurse	<i>Capsella bursa-pastoris</i>	6	8	10
Sicklepod	<i>Senna obtusifolia</i>	2	3	4
Sida, prickly	<i>Sida spinosa</i>	2	3	4
Smartweed, ladythumb	<i>Polygonum persicaria</i>	4	6	8
Smartweed, Pennsylvania	<i>Polygonum pennsylvanicum</i>	4	6	8
Spurge, prostrate	<i>Chamaesyce humistrata</i>	4	6	8
Spurge, spotted	<i>Chamaesyce maculata</i>	4	6	8
Starbur, bristly	<i>Acanthospermum hispidum</i>	4	6	8
Sunflower, common	<i>Helianthus annuus</i>	4	6	8
Velvetleaf	<i>Abutilon theophrasti</i>	4	6	8
Venice mallow	<i>Hibiscus trionum</i>	4	4	6
Waterhemp species (glyphosate susceptible)	<i>Amaranthus</i> spp	2	4	6
Waterhemp species (glyphosate resistant) <sup>1</sup>	<i>Amaranthus</i> spp	2	3	4
Yellow rocket	<i>Barbarea vulgaris</i>	6	8	10

Partial control means significant activity but not always at a level considered acceptable for commercial weed control.

<sup>1</sup> Weed biotypes that have multiple resistances to both glyphosate and protoporphyrinogen oxidase inhibitor herbicides will not be controlled by BATTLE STAR® GT Herbicide, see your local ALBAUGH, LLC representative and/or state university extension recommendations for control programs.

<sup>2</sup> Partial control\* of glyphosate resistant giant ragweed see your local ALBAUGH, LLC representative and/or state university extension recommendations for control programs

<sup>3</sup>Control will be reduced at the button stage.

**Table 3**  
**Grasses controlled by postemergence application of BATTLE STAR® GT**

Grass Weeds Controlled <sup>1</sup>	Scientific Name	BATTLE STAR® GT Rate (pts /A) Maximum Growth Stage Controlled At		
		3.5 pts /A Maximum Height (inches)	4.5 pts /A Maximum Height (inches)	5.3 pts /A Maximum Height (inches)
Barley volunteer	<i>Hordeum vulgare</i>	24		
Barnyardgrass	<i>Echinochloa crus-galli</i>	6	10	12
Bluegrass annual	<i>Poa annua</i>	12		
Corn volunteer (glyphosate susceptible)	<i>Zea mays</i>	24		
Crabgrass species	<i>Digitaria</i> spp	12		
Foxtail species	<i>Setaria</i> spp	18		
Goosegrass	<i>Eleusine indica</i>	6	8	12
Johnsongrass seedling <sup>1</sup>	<i>Sorghum halepense</i>	12	18	
Oats volunteer	<i>Avena sativa</i>	18		
Oats wild	<i>Avena fatua</i>	18		
Panicum browntop	<i>Panicum fasciculatum</i>	10	18	
Panicum fall	<i>Panicum dichotomiflorum</i>	6	10	
Panicum Texas	<i>Panicum texanum</i>	10	18	
Red Rice	<i>Oryza sativa</i>	3		
Rye volunteer	<i>Secale cereale</i>	12	18	
Ryegrass Italian (annual) <sup>1</sup>	<i>Lolium multiflorum</i>	8	10	
Shattercane	<i>Sorghum bicolor</i>	12	16	
Sprangletop species	<i>Leptochloa</i> spp	18		
Signalgrass broadleaf	<i>Brachiaria platyphylla</i>	8	10	
Wheat volunteer	<i>Triticum aestivum</i>	18		
Wild proso millet	<i>Panicum miliaceum</i>	12	16	

(continued)

Grass Weeds Controlled <sup>1</sup>	Scientific Name	BATTLE STAR® GT Rate (pts /A) Maximum Growth Stage Controlled At		
		3.5 pts /A Maximum Height (inches)	4.5 pts /A Maximum Height (inches)	5.3 pts /A Maximum Height (inches)
Witchgrass	<i>Panicum capillare</i>	12		
Woolly cupgrass	<i>Eriochloa villosa</i>	12		

<sup>1</sup>BATTLE STAR® GT Herbicide will not control glyphosate resistant seedling johnsongrass and Italian ryegrass biotypes or other glyphosate resistant grass species.

## COTTON

### Burndown and Residual Weed Control Applications

BATTLE STAR® GT can provide burndown of emerged weeds and residual control of certain germinating broadleaf weeds and sedges in cotton.

#### Application to Coarse Textured Soils

Apply BATTLE STAR® GT from 3.5 to 5.3 pts/A as preplant surface or preemergence application to coarse textured soils (sandy loam loamy sand sandy clay loam) only.

Refer to Table 1 for use rates and weeds controlled by preplant surface or preemergence applications and Tables 2 and 3 for use rates weed growth stages and weeds controlled by postemergence applications.

#### Application to Medium or Fine Textured Soils

Apply BATTLE STAR® GT at 3.5 pts/A as a preplant surface application to medium or fine textured soils (i.e. soil types heavier than coarse textured soils) up to 21 days prior to planting cotton Apply after the last tillage operation is completed.

Refer to Table 1 for weeds controlled by preplant surface applications and Tables 2 and 3 for weed growth stages and weeds controlled by postemergence applications.

Do not exceed 3.5 pts/A of BATTLE STAR® GT on medium or fine textured soils. Also to avoid severe crop injury, the following use directions must be followed when applications are made to medium or fine textured soils.

- After BATTLE STAR® GT application a minimum of ½ inch of rainfall or overhead irrigation must occur before planting cotton.
- Cotton must be planted at least ¾ inch in depth.
- Avoid overlapping spray swaths.
- Do not disturb or re work the seedbed following application.

The use of an in-furrow or seed-applied fungicide will generally assist with seedling establishment and development.

### USE DIRECTIONS FOR BURNDOWN AND RESIDUAL WEED CONTROL APPLICATIONS

Emerged weeds must have thorough spray coverage for effective control Refer to the Spray Adjuvants section for directions on spray adjuvants for postemergence weed control.

Moisture is necessary to activate BATTLE STAR® GT Herbicide in soil for residual weed control. Dry weather following application of BATTLE STAR® GT Herbicide may reduce residual activity. When adequate moisture is not received within 7 days after a BATTLE STAR® GT application, residual weed control may be improved with at least a ¼ inch of overhead irrigation.

Cotton plants are tolerant to BATTLE STAR® GT when applied at specified rates and application use directions. Some crinkling or spotting of cotton foliage or stunting may occur but cotton plants normally outgrow these effects and develop normally.

### Tank Mixes for Burndown and Residual Weed Control Applications

BATTLE STAR® GT Herbicide can be applied in a tank mix with the following products Caparol® (prometryn), Cotoran® (fluometuron), Dicamba, Direx® (diuron), Glyphosate products (such as Touchdown® or Roundup® brands) Karmex® (diuron), Prowl® H<sub>2</sub>O (pendamethalin), Solicam® (norflurazon) and Staple® (pyrithiobac sodium). Refer to individual product labels for precautionary statements restrictions rates and a list of weeds controlled.

### Post-Directed Application in Roundup Ready Flex Cotton

Apply BATTLE STAR® GT Herbicide in emerged Roundup Ready Flex cotton as a post directed treatment using precision post directed hooded or shielded application equipment to provide complete coverage of emerged weeds. Apply BATTLE STAR® GT Herbicide at 3.5 pts/A in a minimum of 15 gallons spray solution per acre. Applications may be made broadcast or banded. Post-directed applications of BATTLE STAR® GT Herbicide will provide contact control of labeled weeds and residual preemergence control of labeled weeds (once activated by rainfall or irrigation). Refer to Table 1 for weeds controlled or partially controlled through residual activity and Tables 2, 3 for weeds controlled by postemergence activity. Do not exceed 3.5 pts/A as a post directed application in Roundup Ready Flex cotton.

Cotton foliage is not tolerant to BATTLE STAR® GT Herbicide applications. Avoid contact to cotton foliage as unacceptable injury will occur. Calibrate all applications equipment (spray pressure nozzle type and configuration and orifice size) to avoid fine spray droplets contacting green cotton stems and foliage.

#### **Post Directed Application Timing in Roundup Ready Flex Cotton**

BATTLE STAR® GT Herbicide may be applied as a post directed application to Roundup Ready Flex cotton when cotton is at least 6 inches in height through layby. Take precautions to avoid spray contact with any green, non-barked parts of the cotton plant or foliage in all post-directed applications, as unacceptable injury will occur. Follow the application timings listed below for post directed applications in Roundup Ready Flex cotton.

##### **Shielded and Hooded Applications**

Make a precision post directed BATTLE STAR® GT Herbicide application to the base of the cotton plant avoiding contact with the cotton stem or foliage when cotton is at least 6 inches in height to avoid cotton injury. Use only hooded or shielded spray equipment to apply BATTLE STAR® GT Herbicide in cotton that is 6 inches in height. Adjust nozzles to provide full coverage of emerged target weeds.

##### **Layby Applications**

Make a post directed BATTLE STAR® GT Herbicide application to the base of the cotton plant avoiding contact with any non-barked portion of the cotton plant or foliage. Use precision post directed equipment or hooded or shielded sprayers on cotton that has developed a minimum of 4 inches of brown bark through layby. Configure application equipment to provide full coverage of emerged target weeds.

#### **Tank Mixes for Post Directed Applications**

BATTLE STAR® GT Herbicide can be applied in a tank mix with most cotton herbicides which are labeled for post directed hooded or shielded applications. Refer to individual product labels for precautionary statements restrictions rates and a list of weeds controlled.

#### **Use Restrictions Cotton**

- DO NOT apply BATTLE STAR® GT Herbicide over the top of cotton, as plant death will occur.
- Do not exceed 5.3 pints of BATTLE STAR® GT Herbicide per acre in any one year and also adhere to the maximum rate that may be applied in each geographic region (refer to the BATTLE STAR® GT Herbicide Regional Use Map).
- Do not exceed 3.5 pints of BATTLE STAR® GT Herbicide per acre as a preplant surface application to medium or fine textured soil.
- Do not exceed 3.5 pints of BATTLE STAR® GT Herbicide per acre, as a post directed application.
- Do not apply BATTLE STAR® GT Herbicide later than 70 days before harvest.

## **SOYBEANS**

#### **Burndown and Residual Weed Control Applications for Glyphosate Tolerant and Non Glyphosate Tolerant Soybeans**

BATTLE STAR® GT Herbicide can provide burndown of emerged weeds and residual control of certain germinating broadleaf weeds and sedges from either a preplant surface or preemergence application in soybeans.

Refer to Table 1 for rates and weeds controlled by preplant surface or preemergence applications and Tables 2 and 3 for rates weed growth stages and weeds controlled by postemergence applications.

Emerged weeds must have thorough spray coverage for effective control. Refer to the Spray Adjuvants section for directions on spray adjuvants for postemergence weed control.

Moisture is necessary to activate BATTLE STAR® GT Herbicide in soil for residual weed control. Dry weather following application of BATTLE STAR® GT Herbicide may reduce effectiveness of residual activity. When adequate moisture is not received within 7 days after a BATTLE STAR® GT Herbicide application residual weed control may be improved with at least a ¼ inch of overhead irrigation.

#### **Preplant Surface or Preemergence Tank Mix Applications Soybeans**

BATTLE STAR® GT Herbicide can be tank mixed with the following products for preplant surface or preemergence applications in glyphosate tolerant and non-glyphosate tolerant soybeans: 2-4, D Dicamba Glyphosate products (such as Touchdown or Roundup brands).

Refer to the tank mix partner label for use directions restrictions and limitations. The most restrictive product labeling applies.

#### **Postemergence Over The Top Applications in Glyphosate Tolerant Soybeans**

BATTLE STAR® GT Herbicide can provide postemergence control of a broad spectrum of grass and broadleaf weeds as an over the top application in glyphosate tolerant soybeans. Refer to Tables 2 and 3 for specific directions on weed growth stages, rates and weeds controlled. Emerged weeds must have thorough spray coverage for effective control. Refer to the Spray Adjuvants section for directions on spray adjuvants for postemergence weed control.

Postemergence in crop applications of BATTLE STAR® GT Herbicide that come in contact with soil may control or partially control certain germinating broadleaf weeds and sedges.

Some bronzing crinkling or spotting of soybean leaves may occur following postemergence applications, but soybeans soon outgrow these effects and develop normally.

### **Postemergence Split Application Program for Glyphosate Tolerant Soybeans in Regions 1 and 2**

A postemergence split application of BATTLE STAR® GT Herbicide may be applied in Regions 1 and 2. Apply BATTLE STAR® GT Herbicide at 2.68 pts/A with methylated seed oil (MSO) adjuvant at 1% v/v when weeds are 1 to 2 inches in height followed by a second application of BATTLE STAR® GT Herbicide at 2.68 pts/A with MSO at 1% v/v when re-growth or newly emerged weeds are 1 to 2 inches in height (approximately 10-14 days after the first application). The total amount of BATTLE STAR® GT Herbicide in the split application program cannot exceed 5.3 pts/A.

### **Special Postemergence - Use Rate for Specific Weed Control Situations for Glyphosate Tolerant Soybeans in Regions 1, 2, 3 and 4.**

BATTLE STAR® GT Herbicide may be applied at 2.8 pts/A in Regions 1, 2, 3 and 4 as a postemergence application to control non glyphosate resistant weeds including difficult to control weeds such as morningglory, velvetleaf and black nightshade in glyphosate tolerant soybeans. Apply when weeds are 1-4 inches in height.

### **Special Postemergence Use Rate for Specific Weed Control Situations for Glyphosate Tolerant Soybeans in Region 5.**

BATTLE STAR® GT Herbicide may be applied at 2.68 pts/A in Region 5 as a postemergence application to control non-glyphosate resistant weeds including difficult to control weeds such as velvetleaf and black nightshade in glyphosate tolerant soybeans. Apply when weeds are 1 - 3 inches in height.

### **Postemergence Over The Top Tank Mix Applications Glyphosate Tolerant Soybeans Only**

BATTLE STAR® GT Herbicide can be tank mixed with the following products for postemergence applications in glyphosate tolerant soybeans Dual Magnum® (s-metolachlor), Fusilade® DX (fluazifop-p-butyl), Fusion® (fluazifop-p-butyl & fenoxypop-p-ethyl) and Glyphosate products (such as Touchdown or Roundup brands).

Refer to the tank mix partner label for use directions restrictions and limitations. The most restrictive product labeling applies.

### **Use Restrictions Soybeans**

- DO NOT apply BATTLE STAR® GT Herbicide as an over the top application to non-glyphosate tolerant soybeans as plant death will occur.
- Refer to BATTLE STAR® GT Herbicide Regional Use Map for the maximum rate of BATTLE STAR® GT Herbicide (or other fomesafen containing products) that may be applied in each geographic region. Do not apply to any field in Regions 2, 3, 4 or 5 more than once every two years.
- Do not exceed 5.3 pints of BATTLE STAR® GT Herbicide per acre in any one year and also adhere to the maximum rate that may be applied in each geographic region (refer to the BATTLE STAR® GT Herbicide Regional Use Map).
- Do not graze treated areas or harvest for forage or hay.
- Do not apply within 45 days of harvest.

## STORAGE AND DISPOSAL

Do not contaminate water food or feed by storage or disposal.

**PESTICIDE STORAGE** - Store above 10° F. If product freezes, return to room temperature and agitate to reconstitute. Keep container closed when not in use. Do not store near food or feed In case of spill or leak on floor or paved surfaces soak up with sand earth or synthetic absorbent. Remove to chemical waste area.

**PESTICIDE DISPOSAL** - Pesticide wastes are acutely hazardous. Improper disposal of excess pesticide spray mixture or rinsate is a violation of federal law. If these wastes cannot be disposed of by use according to label instructions, contact your State Pesticide or Environmental Control Agency or the Hazardous Waste Representative at the nearest EPA Regional Office for guidance.

### **CONTAINER HANDLING [less than 5 gallons]**

Non-refillable container. Do not reuse or refill this container. Offer for recycling, if available. Triple rinse container (or equivalent) promptly after emptying. Triple rinse as follows: empty the remaining contents into application equipment of a mix tank. Drain for 10 seconds after the flow begins to drip. Fill the container 10% full with water and recap. Shake for 10 seconds. Pour rinsate into application equipment or a mix tank or store rinsate for later use or disposal. Drain for 10 seconds after the flow begins to drip. Repeat this procedure two more times. Then offer for recycling if available or puncture and dispose of in a sanitary landfill or by incineration or if allowed by state and local authorities by burning. If burned stay out of smoke.

### **CONTAINER HANDLING [Bulk/Mini Bulk]**

Refillable container. Refill this container with BATTLE STAR® GT Herbicide only. Do not reuse this container for any other purpose. Cleaning the container before final disposal is the responsibility of the person disposing of the container. Cleaning before refilling is the responsibility of the refiller. To clean container before final disposal, empty the remaining contents from this container into application equipment or mix tank. Fill the container about 10 percent full with water. Agitate vigorously or recirculate water with the pump for 2 minutes. Pour or pump rinsate into application equipment or rinsate collection system. Repeat this rinsing procedure two more times. Then offer for recycling, if available, or puncture and dispose of in a sanitary landfill or by incineration or, if allowed by state and local authorities, by burning. If burned stay out of smoke  
For minor spills leaks, etc. follow all precautions indicated on this label and clean up immediately. Take special care to contain spills leaks and other accidents to prevent further exposure of facilities and equipment. Absorb spilled product with absorbing materials and dispose of in an approved waste disposal facility In the event of a major spill fire or other emergency call 1-800-424-9300, day or night.

**CONTAINER IS NOT SAFE FOR FOOD, FEED OR DRINKING WATER.**

## WARRANTY

The Directions for Use of this product must be followed carefully. It is impossible to eliminate all risks inherently associated with the use of this product. Crop injury, ineffectiveness or other unintended consequences may result because of such factors as manner of use or application weather or crop conditions presence of other materials or other influencing factors in the use of the product which are beyond the control of ALBAUGH, LLC or Seller. To the extent permitted by applicable law Buyer and User agree to hold ALBAUGH, LLC and Seller harmless for any claims relating to such factors.

ALBAUGH, LLC warrants that this product conforms to the chemical description on the label and is reasonably fit for the purposes stated in the Directions for Use subject to the inherent risks referred to above when used in accordance with directions under normal use conditions. To the extent permitted by applicable law: (1) this warranty does not extend to the use of this product contrary to label instructions or under conditions not reasonably foreseeable to or beyond the control of Seller or ALBAUGH, LLC and (2) Buyer and User assume the risk of any such use TO THE EXTENT PERMITTED BY APPLICABLE LAW. ALBAUGH, LLC MAKES NO WARRANTIES OF MERCHANTABILITY OR OF FITNESS FOR A PARTICULAR PURPOSE NOR ANY OTHER EXPRESS OR IMPLIED WARRANTY EXCEPT AS WARRANTED BY THIS LABEL.

To the extent permitted by applicable law, in no event shall ALBAUGH, LLC be liable for any incidental consequential or special damages resulting from the use or handling of this product TO THE EXTENT PERMITTED BY APPLICABLE LAW, THE EXCLUSIVE REMEDY OF THE USER OR BUYER, AND THE EXCLUSIVE LIABILITY OF ALBAUGH, LLC AND SELLER FOR ANY AND ALL CLAIMS, LOSSES, INJURIES OR DAMAGES (INCLUDING CLAIMS BASED ON BREACH OF WARRANTY, CONTRACT, NEGLIGENCE, TORT, STRICT LIABILITY OR OTHERWISE) RESULTING FROM THE USE OR HANDLING OF THIS PRODUCT SHALL BE THE RETURN OF THE PURCHASE PRICE OF THE PRODUCT OR AT THE ELECTION OF ALBAUGH, LLC OR SELLER, THE REPLACEMENT OF THE PRODUCT.

ALBAUGH, LLC and Seller offer this product and Buyer and User accept it subject to the foregoing Conditions of Sale and Limitations of Warranty and Liability which may not be modified except by written agreement signed by a duly authorized representative of ALBAUGH, LLC

Caparol®, Dual Magnum®, Fusilade® DX, Fusion®, ISOLINK™ Technology II, Solicam®, Touchdown® trademarks of Syngenta

Cotoran® trademark of Makhteshim Agan of North America Inc

Direx®, Karmex®, Staple®, and Viton® trademarks of E I du Pont de Nemours and Company

Prowl® trademark of BASF Ag Products

Roundup® and Roundup Ready® trademarks of Monsanto Company

## NOTES