

# BROADRANGE<sup>®</sup> 55

## WITH MOISTURE LOCK<sup>®</sup>

### ACTIVE INGREDIENT:

Diethanolamine salt of 2,4-dichlorophenoxyacetic acid ..... 69.62%

INERT INGREDIENTS: ..... 30.38%

TOTAL ..... 100.00%

### THIS PRODUCT CONTAINS:

5.03 lbs 2,4-dichlorophenoxyacetic acid equivalent per gallon or 47.17%

Isomer Specific by AOAC Methods.

EPA Reg. No. 2217-813-2935

EPA EST. NO. 2217-KS-1<sup>01</sup>, 2217-KS-2<sup>02</sup>

Circled digit is first digit of lot number.

### KEEP OUT OF REACH OF CHILDREN

## DANGER - PELIGRO


Si usted no entiende la etiqueta, busque a alguien para que se la explique a usted en detalle.

(If you do not understand the label, find someone to explain it to you in detail.)



**WILBUR-ELLIS<sup>®</sup>**

Manufactured for:  
WILBUR-ELLIS COMPANY LLC  
4582 S. Ulster Street, Suite 400  
Denver, CO 80237 • (720) 306-6340  
2025-0916NN • 826/3-2025 • AP031113



## NET CONTENTS: 2 x 2.5 GALLONS (9.46 Liters)

HERBICIDE





**HERBICIDE**

# **BROADRANGE® 55**

## **WITH MOISTURE LOCK®**

USE THIS PRODUCT ONLY IN ACCORDANCE WITH ITS LABELING AND  
WITH THE WORKER PROTECTION STANDARD 40 CFR PART 170.

**ACTIVE INGREDIENT:**

Diethanolamine salt of 2,4-dichlorophenoxyacetic acid..... 69.62%

**INERT INGREDIENTS:**..... 30.38%

**TOTAL**..... 100.00%

**THIS PRODUCT CONTAINS:** 5.03 lbs 2,4-dichlorophenoxyacetic acid equivalent per gallon or 47.17%

Isomer Specific by AOAC Methods.

EPA Reg. No. 2217-813-2935

EPA EST. NO. 2217-KS-1(01), 2217-KS-2(02)

Circled digit is first digit of lot number.

## **KEEP OUT OF REACH OF CHILDREN**

## **DAÑERO – PELIGRO**

Si usted no entiende la etiqueta, busque a alguien para que se la explique a usted en detalle.  
(If you do not understand the label, find someone to explain it to you in detail.)

**See inside pages for complete Precautionary Statements and Directions for Use  
(including First Aid, Agricultural Use Requirements, and Storage and Disposal).**

**Consulte las páginas interiores para obtener las declaraciones preventivas e instrucciones de uso completas  
(incluidos primeros auxilios, requisitos para uso agrícola y almacenamiento y eliminación).**

**FIRST AID: If in eyes:** Hold eye open and rinse slowly and gently with water for 15-20 minutes. Remove contact lenses, if present, after the first 5 minutes, then continue rinsing eye. Call a poison control center or doctor for treatment advice. **If on skin or on clothing:** Take off contaminated clothing. Rinse skin immediately with plenty of water for 15-20 minutes. Call a poison control center or doctor for treatment advice. **If swallowed:** Call a poison control center or doctor immediately for treatment advice. Have person sip a glass of water if able to swallow. Do not induce vomiting unless told to do so by the poison control center or doctor. Do not give anything by mouth to an unconscious person. **If inhaled:** Move person to fresh air. If person is not breathing, call 911 or an ambulance, then give artificial respiration, preferably mouth-to-mouth if possible. Call a poison control center or doctor for treatment advice.

Have the product container or label with you when calling a poison control center or doctor or going for treatment. You may also contact 1-877-800-5556 for emergency medical treatment advice.

**NOTE TO PHYSICIAN:** Probable mucosal damage may contraindicate the use of gastric lavage.

Manufactured for: WILBUR-ELLIS COMPANY LLC  
4582 S. Ulster Street, Suite 400, Denver, CO 80237 • (720) 306-6340  
2025-0916NN • 826/3-2025 • AP031113



**WILBUR-ELLIS**

## **NET CONTENTS: 2.5 GALLONS (9.46 Liters)**

# KEEP OUT OF REACH OF CHILDREN

USE THIS PRODUCT ONLY IN ACCORDANCE WITH ITS LABELING AND WITH THE WORKER PROTECTION STANDARD 40 CFR PART 170.



READ THE ENTIRE LABEL FIRST. OBSERVE ALL PRECAUTIONS AND FOLLOW DIRECTIONS CAREFULLY.

## PRECAUTIONARY STATEMENTS

### Hazards To Humans And Domestic Animals

**DANGER:** Corrosive. Causes irreversible eye damage. Harmful if swallowed, inhaled or absorbed through skin. Do not get in eyes, on skin or on clothing. Avoid breathing spray mist.

### Personal Protective Equipment (PPE)

Some materials that are chemical-resistant to this product are natural rubber. If you want more options, follow the instructions for category A, on an EPA chemical-resistance category selection chart.

All mixers, loaders, applicators, flaggers, and other handlers must wear:

- protective eyewear (goggles, face shield and/or shielded safety glasses)
- long-sleeved shirt and long pants,
- shoes and socks,
- chemical-resistant gloves
- chemical-resistant apron when mixing or loading, cleaning up spills or equipment, or otherwise exposed to the concentrate.

See engineering controls for additional requirements.

### User Safety Requirements

Follow manufacturer's instructions for cleaning/maintaining PPE. If no such instructions for washables exist, use detergent and hot water. Keep and wash PPE separately from other laundry. Discard clothing and other absorbent materials that have been drenched or heavily contaminated with this product's concentrate. Do not reuse them.

### Engineering Control Statements

When handlers use enclosed cabs or aircraft in a manner that meets the requirements listed in the Worker Protection Standard (WPS) for agricultural pesticides [40 CFR 170.240(d)(4-6)], the handler PPE requirements may be reduced or modified as specified in the WPS. Pilots must use an enclosed cockpit that meets the requirements listed in the WPS for agricultural pesticides [40 CFR 170.240(d)(6)].

### User Safety Recommendations

- Users should wash hands before eating, drinking, chewing gum, using tobacco, or using the toilet.
- Users should remove clothing/PPE immediately if pesticide gets inside. Then wash thoroughly and put on clean clothing. If pesticide gets on skin, wash immediately with soap and water.
- Users should remove PPE immediately after handling this product. Wash the outside of gloves before removing. As soon as possible, wash thoroughly and change into clean clothing.

### First Aid

<b>If in eyes:</b>	<ul style="list-style-type: none"><li>• Hold eye open and rinse slowly and gently with water for 15-20 minutes.</li><li>• Remove contact lenses, if present, after the first 5 minutes, then continue rinsing eye.</li><li>• Call a poison control center or doctor for treatment advice.</li></ul>
<b>If on skin or on clothing:</b>	<ul style="list-style-type: none"><li>• Take off contaminated clothing.</li><li>• Rinse skin immediately with plenty of water for 15-20 minutes.</li><li>• Call a poison control center or doctor for treatment advice.</li></ul>
<b>If swallowed:</b>	<ul style="list-style-type: none"><li>• Call a poison control center or doctor immediately for treatment advice.</li><li>• Have person sip a glass of water if able to swallow.</li><li>• Do not induce vomiting unless told to do so by the poison control center or doctor.</li><li>• Do not give anything by mouth to an unconscious person.</li></ul>
<b>If inhaled:</b>	<ul style="list-style-type: none"><li>• Move person to fresh air.</li><li>• If person is not breathing, call 911 or an ambulance, then give artificial respiration, preferably mouth-to-mouth if possible.</li><li>• Call a poison control center or doctor for treatment advice.</li></ul>

Have the product container or label with you when calling a poison control center or doctor or going for treatment. You may also contact 1-877-800-5556 for emergency medical treatment advice.

**NOTE TO PHYSICIAN:** Probable mucosal damage may contraindicate the use of gastric lavage.

## Environmental Hazards

This pesticide is toxic to fish and aquatic invertebrates. Do not apply directly to water, to areas where surface water is present, or to intertidal areas below the mean high water mark. Drift and runoff may be hazardous to aquatic organisms in water adjacent to treated areas. Do not contaminate water when disposing of equipment wash waters or rinsate.

This chemical has properties and characteristics associated with chemicals detected in groundwater. The use of this chemical in areas where soils are permeable, particularly where the water table is shallow, may result in groundwater contamination. Application around a cistern or well may result in contamination of drinking water or groundwater.

# MANTÉNGASE FUERA DEL ALCANCE DE LOS NIÑOS

USE ESTE PRODUCTO SOLAMENTE DE ACUERDO CON SU ETIQUETADO Y CON EL ESTÁNDAR PARA LA PROTECCIÓN DEL TRABAJADOR, 40 CFR Parte 170.



LEA PRIMERO LA ETIQUETA COMPLETA. CUMPLA TODAS LAS PRECAUCIONES Y SIGA CUIDADOSAMENTE LAS INSTRUCCIONES.

## DECLARACIONES PREVENTIVAS

### Riesgos para los seres humanos y animales domésticos

**PELIGRO:** Corrosivo. Causa daño ocular irreversible. Dañino si se ingiere, se inhala o se absorbe a través de la piel. No permita que caiga en ojos, piel o ropa. Evite respirar la niebla del aerosol.

### Equipo de protección personal (PPE, por sus siglas en inglés)

Un material que es resistente a las sustancias químicas de este producto es el caucho natural. Si desea conocer más opciones, consulte las instrucciones de la categoría A en la tabla de categorías de resistencia química de la Agencia de Protección Ambiental (EPA, por sus siglas en inglés).

Todas las personas que mezclen, carguen, abanderen, apliquen y manipulen el producto deben usar:

- protección ocular (gafas de seguridad, careta protectora y/o lentes protectores de seguridad)
- camisa de manga larga y pantalones largos,
- zapatos y calcetines,
- guantes resistentes a productos químicos
- delantal resistente a productos químicos al mezclar o cargar, limpiar derrames o equipos o exponerse de cualquier otro modo al concentrado.

Para obtener más información sobre los requisitos, consulte los controles de ingeniería.

### Requisitos de seguridad para los usuarios

Siga las instrucciones del fabricante para la limpieza y el mantenimiento del equipo de protección personal (PPE). En caso de que no existan dichas instrucciones de lavado, utilice detergente y agua caliente. Mantenga y lave el EPP separado de otra ropa para lavar. Deseche la ropa y otros materiales absorbentes que hayan sido empapados o muy contaminados con el concentrado de este producto. No la reutilice.

### Declaraciones de control de ingeniería

Cuando los manipuladores de este producto utilizan cabinas cerradas o aeronaves de conformidad con los requisitos estipulados en el Estándar para la Protección del Trabajador (WPS, según siglas en inglés) relativo a los pesticidas agrícolas [40 CFR 170.240 (d)(4-6)], es posible reducir o modificar los requisitos relativos al equipo protector personal del manipulador, según lo especificado en el WPS. Los pilotos deben estar en una cabina cerrada que cumpla con los requisitos definidos en el WPS para pesticidas agrícolas [40 CFR 170.240(d)(6)].

### Recomendaciones de seguridad para el usuario

- Los usuarios deben lavarse las manos antes de comer, beber, masticar chicle, consumir tabaco o ir al baño.
- Los usuarios deben quitarse la ropa y los EPP inmediatamente si les entra pesticida. Después deben lavarse cuidadosamente y ponerse ropa limpia. Si el pesticida entra en contacto con la piel, deben lavarse la zona afectada de inmediato con abundante agua y jabón.
- Los usuarios deben quitarse el equipo de protección personal inmediatamente después de manipular este producto. Deben lavar el exterior de los guantes antes de quitárselos. Deben lavarse bien y ponerse ropa limpia lo antes posible.

Primeros auxilios	
<b>Si entra en contacto con los ojos:</b>	<ul style="list-style-type: none"> <li>• Mantenga los ojos abiertos y enjuáguelos lenta y cuidadosamente con agua, durante 15 a 20 minutos.</li> <li>• Si utiliza lentes de contacto, retírelos después de los primeros 5 minutos y luego continúe enjuagando los ojos.</li> <li>• Llame al centro de control de envenenamientos o a un médico para que le aconsejen un tratamiento.</li> </ul>
<b>Si entra en contacto con la piel o la ropa:</b>	<ul style="list-style-type: none"> <li>• Quitese la ropa contaminada.</li> <li>• Enjuague la piel inmediatamente con abundante agua de 15 a 20 minutos.</li> <li>• Llame al centro de control de envenenamientos o a un médico para que le aconsejen un tratamiento.</li> </ul>
<b>Si se ingiere:</b>	<ul style="list-style-type: none"> <li>• Llame de inmediato a un centro de control de envenenamientos o a un médico para que le aconsejen un tratamiento.</li> <li>• Si la persona puede tragar, haga que beba un vaso de agua lentamente.</li> <li>• No induzca el vómito a menos que así se lo indique un centro de control de envenenamientos o un médico.</li> <li>• No administre nada por boca a una persona que haya perdido el conocimiento.</li> </ul>
<b>En caso de inhalación:</b>	<ul style="list-style-type: none"> <li>• Mueva a la persona a un lugar con aire fresco.</li> <li>• Si la persona no respira, llame al 911 o a una ambulancia y luego proporcione respiración artificial, preferiblemente boca a boca si es posible.</li> <li>• Llame al centro de control de envenenamientos o a un médico para que le aconsejen un tratamiento.</li> </ul>
<p>Quando llame a un centro de control de envenenamiento o a un médico, o intente obtener tratamiento, tenga a la mano el recipiente o la etiqueta del producto. También puede comunicarse al 1-877-800-5556 para obtener asesoramiento sobre tratamiento médico de emergencia.</p>	
<p><b>NOTA PARA EL MÉDICO:</b> Es probable que existan lesiones de la mucosa que contraindiquen el uso del lavado gástrico.</p>	

### Riesgos ambientales

Este pesticida es tóxico para peces e invertebrados acuáticos. No aplique el producto directamente al agua, a zonas donde haya presencia de agua superficial ni a las zonas intermareales por debajo de la marca de pleamar media. La deriva y el escurrimiento pueden ser peligrosos para organismos acuáticos residentes en aguas contiguas a las superficies tratadas. No contamine el agua al desechar el agua de lavado o enjuague del equipo. Este producto químico tiene propiedades y características relacionadas con productos químicos detectados en aguas subterráneas. El uso de este producto químico en superficies con suelos permeables, en particular en donde la capa freática está a poca profundidad, puede contaminar las aguas subterráneas. La aplicación alrededor de una cisterna o un pozo puede causar la contaminación de agua potable o subterránea.

## DIRECTIONS FOR USE

It is a violation of Federal law to use this product in a manner inconsistent with its labeling.

El uso de este producto de una forma distinta de la indicada en su etiqueta constituye una infracción de la ley federal.

Do not apply this product in a way that will contact workers or other persons, either directly or through drift. Only protected handlers may be in the area during application. For any requirements specific to your State or Tribe, consult the agency responsible for pesticide regulation.

### Agricultural Use Requirements

Use this product only in accordance with its labeling and with the Worker Protection Standard, 40 CFR part 170.

This standard contains requirements for the protection of agricultural workers on farms, forests, nurseries, and greenhouses, and handlers of agricultural pesticides. It contains requirements for training, decontamination, notification, and emergency assistance. It also contains specific instructions and exceptions pertaining to the statements on this label about personal protective equipment and restricted-entry interval. The requirements in this box only apply to uses of this product that are covered by the Worker Protection Standard.

Do not enter or allow worker entry into treated areas during the restricted-entry interval (REI) of 48 hours.

PPE required for early entry to treated areas that is permitted under the Worker Protection Standard and that involves contact with anything that has been treated, such as plants, soil, or water is:

- coveralls,
- chemical-resistant gloves made of any water-proof material,
- shoes plus socks and
- protective eyewear.

### Non-Agricultural Use Requirements

The requirements in this box apply to uses of this product that are NOT within the scope of the Worker Protection Standard for agricultural pesticides (40 CFR Part 170). The WPS applies when this product is used to produce agricultural plants on farms, forests, nurseries, or greenhouses.

Do not enter or allow people (or pets) to enter the treated area until sprays have dried.

## 1. Spray Equipment

Broadrange® 55 Herbicide consists of diethanolamine salt of 2,4-D especially formulated for low volume applications with aerial and ground equipment. This product must be applied in compliance with the pesticide regulations of the state in which application is made. Check with local authorities regarding regulations which may affect the application of this product. Do not apply this product through any type of irrigation system.

**AIRCRAFT SPECIFICATIONS (FIXED WING OR ROTARY WING):** Spray volumes  $\geq 2$  gallons per acre are recommended. Do not exceed 50 psi nozzle pressure and set pressure at no lower than 30 psi. Number of nozzles required to obtain desired volume per acre is dependent on swath width and speed of aircraft. Nozzles should be positioned between 0° to 45° from direction of flight for fixed wing. DO NOT APPLY THROUGH BECO-MIST NOZZLE SYSTEMS. See manufacturer's technical bulletin regarding nozzles and method of application specifications.

**GROUND APPLICATION:** Spray volumes  $\geq 2$  gallons per acre are recommended with conventional equipment. For uniform spray distribution: 1) Select the appropriate spray tip (flat fan, extended range flat fan, hollow cone, and air induction), 2) Space the nozzles correctly, 3) Use the range of spray pressures suggested by the equipment manufacturer for each nozzle tip, 4) Floodtip type nozzles are not recommended.

**PRECAUTION FOR PAINTS AND COATINGS OF AUTOMOBILES AND OTHER VEHICLES:** Undiluted spray droplets may damage the paint, coating, or finish of vehicles. Vehicles should not be sprayed. If accidental exposure does occur, then the vehicle should be washed before the spray droplets dry.

## 2. Weeds Controlled

Use Broadrange® 55 Herbicide to control many broadleaf weeds including:

### PERENNIAL WEEDS

Artichoke	Chicory	Ground ivy	Mugwort	Strawberry (wild)	Wild onion
Aster	Clover (many types)	Healall	Nettles	Tall buttercup	Wild sweet potato
Austrian fieldcress	Coffeeweed	Hemlock	Orange hawkweed	Tanweed	Yellow rocket
Bindweed	Dandelion	Ironweed	Povertyweed	Toad flax	
Blackeyed Susan	Docks	Knapweed (Spotted)	Rushes	Vervains	
Blue lettuce	Dogbane	Russian, (Diffuse)	Sowthistle	Whitetop (Hoary cress)	
Canada thistle	Dogfennel	Leafy spurge	St. Johnswort		
Catnip	Goldenrod	Locoweed	Stinging nettles	Wild garlic	

### ANNUAL AND BIENNIAL WEEDS

Beggarticks	Devilsclaw	Jim Hill mustard	Morningglory	Ragweed	Velvetleaf
Bitterweed	Falseflax	(Tumble mustard)	(annual)	Russian thistle*	Vetch
Black medic	Fleabane (Daisy)	Kochia*	Musk thistle	Scotch thistle	Wild carrot
Broomweed	Flixweed	Knotweed	Mustard	Shepherd's purse	Wild parsnip
Bull thistle	Frenchweed	Lambsquarters	Parsnip	Sneezeweed	Wild turnip
Burdock	Galinisoga	Lettuce (wild)	Pennycress	Sow thistle	Witchweed
Carpetweed	Goatsbeard	Mallow	Pepperweed	(common)	Wormwood
Catchweed	Goosefoot	Marestail	Pigweed (redroot)*	Spanish needles	Yellow starthistle
bedstraw	Groundsel	(Horseweed)	Plantain	Sunflower	
Cinquefoil	Gumweed	Marshelder	Prickly lettuce*	Tansy mustard	
Cockle	Henbit	Marijuana	Primrose	Tansy ragwort	
Cocklebur	Jewelweed	Mediterranean sage	Puncturevine	Tumbleweed	
Croton	Jimsonweed	Miners lettuce	Radish (wild)	Tumble pigweed	

**\*Resistance Management:** Following many years of continuous use of this product or chemically related products, some of the weeds listed on this label have been reported to be not completely controlled by this product. Where partial control is known or suspected we recommend the use of this product in registered combinations with other registered herbicides that are not phenoxy herbicides.

**ALSO CERTAIN 2,4-D SUSCEPTIBLE WOODY PLANTS SUCH AS:**

Big sagebrush	Cherokee rose	Locust	Pines	Sagebrush	Tules (Bulrush)
Buckbrush	Coastal sage	Manzanita	Poison ivy	Sand shinnery oak	Willow
Cedars	Elderberry	Macartney rose	Poison oak	Sumac	
Chamise	Hazel	Multiflora rose	Rabbitbrush	Tropical soda apple	

**To convert local recommendations into Broadrange 55 Herbicide use the following table:**

2,4-D acid equivalent(a.e.)	1 lb.	3/4 lb	1/2 lb.	3/8 lb.	1/4 lb.	1/8 lb.
Broadrange 55 Herbicide	1.6 pt.	1.2 pt.	0.8 pt.	0.6 pt.	0.4 pt.	0.2 pt.

**3. Spray Drift Management**

A variety of factors including weather conditions (e.g., wind direction, wind speed, temperature, relative humidity) and method of application (e.g., ground and aerial) can influence pesticide drift. The applicator must evaluate all factors and make appropriate adjustments when applying this product.

**Droplet Size**

When applying sprays that contain 2,4-D as the sole active ingredient, or when applying sprays that contain 2,4-D mixed with active ingredients that require a Coarse or coarser spray, apply only as a Coarse or coarser spray (ASABE standard 572) or a volume median diameter of 385 microns or greater for spinning atomizer nozzles. When applying sprays that contain 2,4-D mixed with other active ingredients that require a Medium or more fine spray, apply only as a Medium or coarser spray (ASABE standard 572) or a volume median diameter of 300 microns or greater for spinning atomizer nozzles.

**Wind Speed**

Do not apply at wind speeds greater than 15 mph. Only apply this product if the wind direction favors on-target deposition and there are not sensitive areas (including, but not limited to, bodies of water, known habitat for nontarget species, nontarget crops) within 250 feet downwind. If applying a Medium spray, leave one swath unsprayed at the downwind edge of the treated field.

**Temperature Inversions**

If applying at wind speeds less than 3 mph, the applicator must determine if: a) conditions of temperature inversion exist, or b) stable atmospheric conditions exist at or below nozzle height. Do not make applications into areas of temperature inversions or stable atmospheric conditions.

**Susceptible Plants**

Do not apply under circumstances where spray drift may occur to food, forage, or other plantings that might be damaged or crops thereof rendered unfit for sale, use or consumption. Susceptible crops include, but are not limited to, cotton, okra, flowers, grapes (in growing stage), fruit trees (foliage), soybeans (vegetative stage), ornamentals, sunflowers, tomatoes, beans, and other vegetables, or tobacco. Small amounts of spray drift that might not be visible may injure susceptible broadleaf plants.

**Other State and Local Requirements**

Applicators must follow all state and local pesticide drift requirements regarding application of 2,4-D herbicides. Where states have more stringent regulations, they must be observed.

**Equipment**

All aerial and ground application equipment must be properly maintained and calibrated using appropriate carriers or surrogates.

**Additional requirements for ground boom application**

Do not apply with a nozzle height greater than 4 feet above the crop canopy.

**Additional requirements for aerial applications**

The boom length must not exceed 75% of the wingspan or 90% of the rotor blade diameter. Release spray at the lowest height consistent with efficacy and flight safety. Do not release spray at a height greater than 10 feet above the crop canopy unless a greater height is required for aircraft safety. This requirement does not apply to forestry or rights-of-way applications. When applications are made with a crosswind, the swath will be displaced downwind. The applicator must compensate for this by adjusting the path of the aircraft upwind.

## 4. Spring and Winter Wheat, Barley, Rye, Oats, and Triticale

**Broadcast Dosage Rates For Ground And Aerial Applications To Wheat, Barley, Oats, Rye, and Triticale**

Application Schedule	Normal Rates (usually safe to crops)	Higher rates for special situations' (more likely to injure crop)
Spring and winter wheat, barley, rye, triticale	0.19 to 1.5 pints/A	1.5 to 2.0 pints/A
Oats	0.38 to 0.75 pint/A	0.75 to 1.5 pints/A
Preharvest (hard dough stage) wheat, barley, oats, rye <sup>2</sup>	0.75 to 0.8 pint/A	—

<sup>1</sup>The higher rates may be needed to handle difficult weed problems in certain areas such as dry conditions, especially in areas west of the Mississippi River. However, do not use unless possible crop injury will be acceptable. Consult your Wilbur-Ellis Field Crop Consultant, State Agricultural Experiment Station, or Extension Service Weed Specialist for recommendations appropriate for local conditions.

<sup>2</sup>Apply after the hard dough stage (wheat) by air or ground equipment to suppress perennial weeds and control tall weeds such as bindweed, cocklebur, dogbane, jimsonweed, ragweed, sunflower, velvetleaf and vines that interfere with harvesting.

**Limitations on 2,4-D for use on cereal grains (wheat, barley, oats, rye, and triticale)**

Application Schedule	Maximum Rate per Application	Maximum Number of Applications per Year	Minimum Spray Volume	Preharvest Interval (PHI)
Post Emergent	2.0 pints/A (1.25 lb. 2,4-D ae/A)	1	2 gal./A	14 Days
Preharvest	0.8 pint/A (0.5 lb. 2,4-D ae/A)	1	2 gal./A	14 Days

ae = Acid Equivalent. Do not exceed the maximum seasonal rate of 2.8 pints (1.75 lb 2,4-D ae) per acre per season.

Spray when the crop is in the full tiller stage (usually 4 to 8 inches tall) and before the boot stage. Do not apply before the full tiller stage of the crop. Do not apply from the boot stage of the crop to the dough stage of the grain. For annual and biennial broadleaf weeds, use the lower to mid range of the dosage rates. For perennial broadleaf weeds, use the mid to higher range of the dosage rates. Consult your Wilbur-Ellis Field Crop Consultant, State Agricultural Experiment Station, or Extension Service Weed Specialist for recommendations appropriate for local conditions.

**EMERGENCY WEED CONTROL OF PERENNIAL BROADLEAF WEEDS IN SPRING AND WINTER WHEAT:** Apply when the weeds are approaching the bud stage, but do not spray from the boot stage of the crop to the dough stage of the grain. Apply 1.5 pints of product per acre. This application rate can result in wheat injury. Balance the severity of the weed problem with the potential of crop injury. Spot treatments are suggested for sparse or scattered infestations of perennial broadleaf weeds.

**PREHARVEST TREATMENT:** Broadcast or spot treatments of Broadrange 55 Herbicide will suppress or control broadleaf weeds that interfere with harvest. Apply 0.8 pints of product per acre when the grains are in the hard dough stage, and the color is gone from the nodes of the stems of the cereals. Best results are obtained when the soil moisture is adequate to provide active weed growth.

**OATS:** Oats are less tolerant to 2,4-D than wheat or barley. Apply 0.38 to 1.5 pints of product per acre after full tillering but before the boot stage of oats. Difficult to control broadleaf weeds may require the higher dosage rate for the maximum control, but crop injury may result. Do not spray during or immediately following cold weather.

**TANK MIXTURES FOR SPRING WHEAT, WINTER WHEAT, AND BARLEY:** Broadrange 55 Herbicide may be applied in combination with one or more of, but not limited to, the following herbicides for improved control of broadleaf weeds. These tank mixtures must be used according to the most restrictive label limitations and precautions. Do not exceed any dosage rates. Follow the labeling of each companion product for precautionary statements, directions for use, dosage rates, and application schedules. Tank mixture recommendations are for use only in states where the companion products are registered. In addition, certain states or geographic regions may have established dosage rate limitations. Always refer to the labeling of each companion product regarding maximum use rates, crop rotations, and other restrictions.

Product	Active Ingredient	Formulation
Ally®	metsulfuron-methyl	60 DF
Amber®	triasulfuron	75 DF
Banvel® Herbicide or other 4 lb/gal Dicamba product	dicamba	4 lb./gal.
Express®	thifensulfuron + tribenuron-methyl	75 DF
Finesse®	chlorosulfuron + metsulfuron-methyl	75 DF
Glean®	chlorosulfuron	75 DF
Harmony Extra®	thifensulfuron + tribenuron-methyl	75 DF
Herbicides with the same active ingredient and/or different formulations may be used.		

## 5. Corn

(This product is intended only for field corn used for grain, fodder, or silage.)

Broadcast Dosage Rates For Ground And Aerial Applications To Corn		
Application Schedule	Normal Rates (usually safe to crops)	Higher rates for special situations (more likely to injure crop) <sup>1</sup>
Preplant or Preemergence	1.5 to 1.6 pints/A	—
Post-emergence (up to 8 inches tall)	0.38 to 0.75 pint/A	—
Post-emergence (8 inches to tasseling) (use only directed spray)	0.75 pint/A	0.75 to 1.9 pints/A
Preharvest <sup>2</sup>	0.75 to 1.5 pints/A	1.5 to 1.9 pints/A
Corn hybrids vary in tolerance to 2,4-D; some are easily injured. Before spraying, obtain information on 2,4-D tolerance of specific hybrids and spray only those known to be tolerant to 2,4-D injury. If plants are more than 8 inches tall, use directed spray and keep off corn and sorghum foliage.		
<sup>1</sup> The higher rates may be needed to handle difficult weed problems in certain areas such as dry conditions, especially in areas west of the Mississippi River. However, do not use unless possible crop injury will be acceptable. Consult your Wilbur-Ellis Field Crop Consultant, State Agricultural Experiment Station, or Extension Service Weed Specialist for recommendations appropriate for local conditions.		
<sup>2</sup> Apply after the hard dough or dent stage by air or ground equipment to suppress perennial weeds and control tall weeds such as bindweed, cocklebur, dogbane, jimsonweed, ragweed, sunflower, velvetleaf and vines that interfere with harvesting.		

Limitations on 2,4-D for use on corn					
Application Schedule	Maximum Rate per Application	Maximum Number of Applications per Year	Minimum Spray Volume	Pregrazing Interval	Preharvest Interval (PHI)
Preplant or Preemergent	1.6 pints/A (1.0 lb. 2,4-D ae/A)	1	2 gal./A	NA	NA
Postemergent	0.75 pint/A (0.47 lb. 2,4-D ae/A)	1	2 gal./A	7 Days	7 Days
Preharvest	1.9 pints/A (1.2 lb. 2,4-D ae/A)	1	2 gal./A	7 Days	7 Days
ae = Acid Equivalent. Do not exceed the maximum seasonal rate of 3.85 pints (2.7 lb. 2,4-D ae) per acre per season. Do not use treated crop as fodder for 7 days following application. Do not harvest for grain for 7 days following application.					

**PREPLANT APPLICATIONS FOR NO-TILLAGE AND REDUCED TILLAGE CORN:** Broadrange 55 Herbicide may be applied prior to planting corn with conservation tillage systems. In no-tillage or reduced tillage systems where corn is planted in previous crop residues, established sod, stale seedbeds, or broadleaf cover crops, Broadrange 55 Herbicide will control susceptible broadleaf weeds and certain cover crops. Broadrange 55 Herbicide will not control unemerged broadleaf weeds and may not control the regrowth of certain perennial weeds.

To control emerged and actively growing broadleaf weeds, apply 1.5 pints of product per acre with spray volumes of  $\geq 2$  gallons per acre with ground equipment prior to planting. For less susceptible weeds, tank mixtures are recommended.

To control established legume sod (alfalfa and red clover) or legume cover crops, apply 1.5 pints of product per acre with spray volumes of  $\geq 2$  gallons per acre with ground equipment. Allow 4 to 6 inches of growth for alfalfa and red clover prior to the herbicide application. For improved control of these legumes, Banvel® Herbicide or Clarity™ Herbicide or other dicamba product tank mixtures are recommended.

**TANK MIXTURES FOR PREPLANT APPLICATIONS FOR NO-TILLAGE AND REDUCED TILLAGE CORN:** Broadrange 55 Herbicide may be applied in combination with one or more of the following herbicides for improved control of broadleaf weeds. These tank mixtures must be used according to the most restrictive label limitations and precautions. Do not exceed any dosage rates. Follow the labeling of each companion product for precautionary statements, directions for use, dosage rates, and application schedules. Tank mixture recommendations are for use only in states where the companion products and application site are registered. In addition, certain states or geographic regions may have established dosage rate limitations. Consult your Wilbur-Ellis Field Crop Consultant, State Agricultural Experiment Station, or Extension Service Weed Specialist for recommendations appropriate for local conditions.

This product may be tank mixed with these herbicides for preplant applications for corn with conservation tillage systems:	
Common Name	Trade Names
Atrazine	AAtrex® Nine-O®
Atrazine and Dicamba	Marksman® Herbicide
Atrazine and Metolachlor	Bicep® 6L Herbicide
Dicamba	Banvel® Herbicide Clarity® Herbicide
Glyphosate	Roundup® Herbicide
Metolachlor	Dual® Herbicide

**MIXING INSTRUCTIONS FOR FERTILIZER/HERBICIDE COMBINATIONS FOR CORN:** Broadrange 55 Herbicide can be tank mixed with fluid fertilizers. Fertilizer solutions and fertilizer suspensions will vary in density, viscosity, and nutrient analysis and will react differently than water in tank mixture combinations. Because manufacturers may change formulations, the compatibility of tank mixture combinations needs to be verified on a small scale before the tank mixtures are prepared for field applications. ALWAYS CONDUCT A “JAR TEST” FOR COMPATIBILITY BEFORE PREPARING TANK MIXTURES.

The “jar test” can be conducted by mixing all components in a small container in proportionate quantities. If the mixture separates after standing and can be mixed readily by shaking, then the mixture can be used and applied with spray equipment providing continuous agitation. If large flakes, sludges, gels or other precipitates form, or if a separate oily layer or oil globules appear, then the herbicide and the liquid fertilizer should not be prepared as a tank mixture.

**ALWAYS PREMIX BROADRANGE 55 HERBICIDE WITH WATER BEFORE ADDING TO FLUID FERTILIZERS.** For liquid nitrogen solutions such as U.A.N., use a premix of 1 part of Broadrange 55 Herbicide with 4 parts of water or use a premix with a 1:4 ratio of product to water. For other fluid fertilizers such as suspensions, use a premix of 1 part of Broadrange 55 Herbicide with 50 to 60 parts of water.

Use fluid fertilizers at rates and application schedules that are recommended by the agricultural extension service specialist or fertilizer suppliers. Use the application schedules and the dosage rates of Broadrange 55 Herbicide for corn production.

**PREEMERGENCE:** Apply to soil after planting but before corn emerges.

**EMERGENCE:** Apply just as corn plants are breaking ground.

**EARLY POST-EMERGENCE:** Corn height up to 8 inches, or from the spike stage until 5-leaf corn, or up to 3 weeks after emergence. Apply 0.38 to 0.75 pints of Broadrange 55 Herbicide per acre as a broadcast treatment. Injury to corn is most likely to occur if applied when corn is growing rapidly under high temperature and high soil moisture conditions. In such situations, use the broadcast rate of 0.38 pint per acre. Delay cultivation for 8 to 10 days after application to allow the corn to overcome any temporary brittleness.

**LATE POST-EMERGENCE:** Corn height greater than 8 inches, or from 6-leaf corn until tasseling, or later than 3 weeks after emergence. Use nozzle extensions or drop nozzles for a directed spray to the “inter-row” areas only (See Diagram 1). Ensure uniform coverage of target weeds. Direct the spray beneath the corn canopy away from base of the corn plants. Minimize the coverage of the corn leaves and avoid spray deposits in the whorl. Do not apply from tasseling to the hard dough or denting stage.

**Diagram 1: Spray pattern of an even spray nozzle for inter-row applications.**



The broadcast dosage rates must be adjusted for this “inter-row” application. Specifically, multiply the broadcast dosage rate times the fraction of the row width covered by the spray pattern. Or, use the formulas below to compute the proper dosage rate and spray volumes for this inter-row method of application.

Dosage Rates per Treated Acre	=	$\frac{\text{Spray band width, inches}}{\text{Row width, inches}}$	x	Broadcast Dosage Rate per Acre
Spray Volume per Treated Acre	=	$\frac{\text{Spray band width, inches}}{\text{Row width, inches}}$	x	Broadcast Spray Volume per Acre

**TANK MIXTURES FOR EARLY POST-EMERGENCE AND LATE POST-EMERGENCE APPLICATIONS TO CORN:** Broadrange 55 Herbicide may be applied in combination with one or more of the following herbicides for improved control of broadleaf weeds. These tank mixtures must be used according to the most restrictive label limitations and precautions. Do not exceed any dosage rates. Follow the labeling of each companion product for precautionary statements, directions for use, dosage rates, and application schedules. Tank mixture recommendations are for use only in states where the companion products and application site are registered.

Product Name	Early Post-Emergent Applications	Late Post-Emergent Applications
	Rate per Application	Rate per Application
Broadrange 55 Herbicide plus Banvel® Herbicide or other 4 lb/gal Dicamba Product	Not recommended	0.19 pint/A (0.12 lb. 2,4-D ae/A)
	Not recommended	0.5 pint/A (0.25 lb. dicamba ae/A)
Broadrange 55 Herbicide plus Buctril® Brand Herbicide or other 2 lb/gal Bromoxynil Product	0.10 to 0.38 pint/A (0.06 to 0.25 lb. 2,4-D ae/A)	0.19 to 0.38 pint/A (0.12 to 0.25 lb. 2,4-D ae/A)
	1 pint/A (0.25 lb. bromoxynil ae/A)	1.5 pints/A (0.38 lb. bromoxynil ae/A)

ae = Acid Equivalent.

**PREHARVEST:** After the hard dough or denting stage, apply 0.75 to 1.9 pints of Broadrange 55 Herbicide as a broadcast treatment with air or ground equipment. High dosage rates (1.1 to 1.9 pints of product per acre) are recommended to suppress bindweed, cocklebur, dogbane, sunflower, and velvetleaf that may interfere with harvesting.

**NOTE FOR ALL APPLICATION SCHEDULES:** Hybrids vary in tolerance to 2,4-D. Some are easily injured. Spray only hybrids known to be tolerant to 2,4-D. Consult the seed company or your Wilbur-Ellis Field Crop Consultant, State Agricultural Experiment Station, or Extension Service Weed Specialist for recommendations appropriate for local conditions. Follow all directions carefully and ensure proper sprayer calibration.

## 6. Grain Sorghum (Milo)

### Broadcast Dosage Rates For Ground And Aerial Applications To Sorghum (Milo)

Application Schedule	Normal Rates (usually safe to crops)	Higher rates for special situations (more likely to injure crop) <sup>1</sup>
Post-emergence (up to 8 inches tall)	0.5 to 0.75 pint/A	
Post-emergence (8 to 15 inches tall) (use only directed spray)	0.75 pint/A	0.75 to 1.5 pints/A

Sorghum hybrids vary in tolerance to 2,4-D; some are easily injured. Before spraying, obtain information on 2,4-D tolerance of specific hybrids and spray only those known to be tolerant to 2,4-D injury. If plants are more than 8 inches tall, use directed spray and keep off sorghum foliage.

<sup>1</sup>The higher rates may be needed to handle difficult weed problems in certain areas such as dry conditions, especially in areas west of the Mississippi River. However, do not use unless possible crop injury will be acceptable. Consult your Wilbur-Ellis Field Crop Consultant, State Agricultural Experiment Station, or Extension Service Weed Specialist for recommendations appropriate for local conditions.

### Limitations on 2,4-D use on grain sorghum







Application Schedule	Maximum Rate per Application	Maximum Number of Applications per Year	Minimum Spray Volume	Preharvest Interval (PHI)
Postemergent	1.5 pint/A (0.94 lb. 2,4-D ae/A)	1	2 gal./A	30 Days

ae = Acid Equivalent. Do not exceed the maximum seasonal rate of 1.5 pints (0.94 lb. 2,4-D ae) per acre per season. Do not harvest grain for 30 days following application. Do not permit meat or dairy animals to consume treated crop as fodder or forage for 30 days following application.

Only 1 post-emergent application per crop cycle is permitted. Do not exceed a maximum rate of 1.5 pints (0.94 lb 2,4-D ae) per acre for a single application.

**POST-EMERGENT APPLICATIONS FOR GRAIN SORGHUM (MILO):** Post-emergent applications of Broadrange 55 Herbicide are recommended during the 4-leaf stage up to the boot stage of the grain sorghum. Broadcast applications are recommended for the 4 to 6-leaf stage of grain sorghum or approximately 14 to 21 days after emergence. Only directed sprays to the inter-rows are recommended for the 6-leaf stage until the boot stage of the grain sorghum or approximately 21 to 50 days after emergence.

Application Schedules for Grain Sorghum (Milo).

Avoid Spraying		Best Application Window			Avoid Spraying	
		Early Post-Emergence	Late Post-Emergence			
			6-Leaf	8-Leaf	Boot	Soft Dough
Emergence						
2-Leaf Seedling						
						
Approximate Days after Emergence		14	21	28	50	
Plant height, inches		4	8	12		
Types of Application		Broadcast	Drop nozzles only			

**EARLY POST-EMERGENCE:** GRAIN SORGHUM HEIGHT OF 4 TO 8 INCHES, OR FROM 4-LEAF UNTIL 6-LEAF GRAIN SORGHUM, OR APPROXIMATELY 14 TO 21 DAYS AFTER EMERGENCE. Apply 0.5 to 0.75 pint of Broadrange 55 Herbicide per acre as a broadcast treatment. Temporary crop injury can be expected under conditions of high soil moisture and high air temperature. If it is necessary to apply under these conditions, use no more than 0.5 pints of product per acre.

**LATE POST-EMERGENCE:** GRAIN SORGHUM HEIGHT GREATER THAN 8 INCHES, OR FROM 6-LEAF STAGE UNTIL BOOT STAGE OF GRAIN SORGHUM, OR APPROXIMATELY 21 TO 50 DAYS AFTER EMERGENCE. Use nozzle extensions or drop nozzles for a directed spray to the “inter-row” areas only. (See Diagram 1 shown in the instructions for corn.) Ensure uniform coverage of target weeds. Direct the spray beneath the sorghum canopy away from base of the grain sorghum plants. Minimize the coverage of the grain sorghum leaves and avoid spray deposits in the whorl. Do not apply after the boot stage of grain sorghum.

The broadcast dosage rates must be adjusted for this “inter-row” application. Specifically, multiply the broadcast dosage rate times the fraction of the row width covered by the spray pattern. Or, use the formulas below to compute the proper dosage rate and spray volumes for this inter-row method of application.

Dosage Rates per Treated Acre	=	$\frac{\text{Spray band width, inches}}{\text{Row width, inches}}$	x	Broadcast Dosage Rate per Acre
Spray Volume per Treated Acre	=	$\frac{\text{Spray band width, inches}}{\text{Row width, inches}}$	x	Broadcast Spray Volume per Acre

**GRAIN SORGHUM TANK MIXTURES FOR EARLY POST-EMERGENCE AND LATE POST-EMERGENCE APPLICATIONS:** Broadrange 55 Herbicide may be applied in combination with one or more of the following herbicides for improved control of broadleaf weeds. These tank mixtures must be used according to the most restrictive label limitations and precautions. Do not exceed any dosage rates. Follow the labeling of each companion product for precautionary statements, use directions, dosage rates, and application schedules. Tank mixture recommendations are for use only in states where the companion products and application site are registered.

Product Name	Early Post-Emergent Applications	Late Post-Emergent Applications
	Rate per Application	Rate per Application
Broadrange 55 Herbicide plus Banvel® Herbicide or other 4 lb/gal Dicamba Product	0.19 to 0.38 pint/A (0.12 to 0.25 lb. 2,4-D ae/A)	Not recommended
	0.5 pint/A (0.25 lb. dicamba ae/A)	Not recommended
Broadrange 55 Herbicide plus Buctri® Brand Herbicide or other 2 lb/gal Bromoxynil Product	0.10 to 0.38 pint/A (0.06 to 0.25 lb. 2,4-D ae/A)	0.19 to 0.38 pint/A (0.12 to 0.25 lb. 2,4-D ae/A)
	1 pint/A (0.25 lb. bromoxynil ae/A)	1.5 pints/A (0.38 lb. bromoxynil ae/A)
ae = Acid Equivalent.		

**NOTE FOR ALL APPLICATION SCHEDULES:** Hybrids vary in tolerance to 2,4-D. Some are easily injured. Spray only hybrids known to be tolerant to 2,4-D. Consult the seed company or your Wilbur-Ellis Field Crop Consultant, State Agricultural Experiment Station, or Extension Service Weed Specialist for recommendations appropriate for local conditions.

## 7. Soybeans (Preplant Only)

Broadrange 55 Herbicide is a diethanolamine salt of 2,4-D that provides post-emergent control of many susceptible annual and perennial broadleaf weeds. Broadrange 55 Herbicide may be applied prior to planting soybeans to provide foliar burndown control of susceptible annual and perennial broadleaf weeds and certain broadleaf cover crops such as those listed on this label. Broadrange 55 Herbicide should only be applied preplant to soybeans in situations such as reduced tillage production systems, where emerged weeds are present. Apply only according to the application instructions given below.

**MIXING INSTRUCTIONS:** Mix Broadrange 55 Herbicide only with water, unless otherwise directed on this label. Compatible crop oil concentrates, agricultural surfactants and fluid fertilizers approved for use on growing crops may increase the herbicidal effectiveness of 2,4-D on certain weeds and may be added to the spray tank. It is recommended that additives be certified by the Council of Producers and Distributors of Agrotechnology (CPDA). Read and follow all directions and precautions on this label and on all labels of adjuvants or fertilizers mixed with this product.

**APPLICATION PROCEDURES:** Apply using air or ground equipment in sufficient gallonage to obtain adequate coverage of weeds. Use 2 or more gallons of water per acre in aerial equipment and in ground equipment.

Limitations on 2,4-D applications (single and sequential) to soybeans				
Application Schedule - Preplant	Maximum Rate per Application	Maximum Number of Applications per Year	Minimum Spray Volume	Planting Interval before planting Soybeans
Single Application	0.8 pint/A (0.5 lb. 2,4-D ae/A)	1	2 gal./A	15 Days
Two or Sequential Applications	0.8 pint/A (0.5 lb. 2,4-D ae/A)	2	2 gal./A	30 Days
Single Application	1.6 pints/A (1.0 lb. 2,4-D ae/A)	1	2 gal./A	30 Days
ae = Acid Equivalent. Do not exceed the maximum seasonal rate of 1.6 pints (1.0 lb 2,4-D ae) per acre per season.				

## WEEDS CONTROLLED

Alfalfa*	Cocklebur, common	Morningglory, annual	Shepherd's purse
Bindweed*	Dandelion	Mousetail	Smartweed, Pennsylvania
Bullnettle	Dock, curly*	Mustard, wild	Sowthistle, annual
Bittercress, smallflowered	Eveningprimrose, cutleaf	Onion, wild*	Speedwell
Buttercup, smallflowered	Garlic, wild*	Pennycress, field	Thistle, Canada*
Carolina geranium	Horseweed or Marestail	Plantain	Thistle, bull
Cinquefoil, common	Ironweed	Purslane, common	Velvetleaf
and rough	Lambsquarters, common	Ragweed, common	Vetch, hairy*
Clover, red*	Lettuce, prickly	Ragweed, giant	Virginia copperleaf

\*These species are only partially controlled.

In general, weeds should be small, actively growing and free of stress caused by extremes in climatic conditions, diseases, or insect damage at the time of treatment. The response of individual weed species to Broadrange 55 Herbicide is variable. Consult your Wilbur-Ellis Field Crop Consultant, State Agricultural Experiment Station, or Extension Service Weed Specialist for recommendations appropriate for local conditions.

### APPLICATION RESTRICTIONS AND PRECAUTIONS FOR SOYBEANS (PREPLANT):

**IMPORTANT NOTICE:** Unacceptable injury to soybeans planted in fields previously treated with Broadrange 55 Herbicide may occur. Whether or not soybean injury occurs and the extent of the injury will depend on weather (temperature and rainfall) from herbicide application until soybean emergence and agronomic factors such as the amount of weed vegetation and previous crop residue present. Injury is more likely under cool rainy conditions and where there is less weed vegetation and crop residue present.

In fields previously treated with 2,4-D, plant soybean seed as deep as practical or at least 1.5 to 2.0 inches deep. Adjust the press wheel of the planter, if necessary, to ensure that planted seed is completely covered.

## 8. Rice (Do not use in California)

### Broadcast Dosage Rates For Ground And Aerial Applications To Rice

Application Schedule	Normal Rates (usually safe to crops)	Higher rates for special situations (more likely to injure crop) <sup>1</sup>
Post emergence	0.75 to 1.9 pints/A	1.5 to 2.25 pints/A

<sup>1</sup>The higher rates may be needed to handle difficult weed problems. However, do not use unless possible crop injury will be acceptable. Consult your Wilbur-Ellis Field Crop Consultant, State Agricultural Experiment Station, or Extension Service Weed Specialist for recommendations appropriate for local conditions.

NOTE: Some rice varieties under certain circumstances can be injured by 2,4-D. Therefore, before spraying, consult your Wilbur-Ellis Field Crop Consultant, State Agricultural Experiment Station, or Extension Service Weed Specialist for recommendations appropriate for local conditions.

### Limitations of 2,4-D for use on rice.

Application schedule	Maximum Rate per Application	Maximum Number of Applications per Year	Minimum Spray Volume	Preharvest Interval (PHI)
Post emergent	2.25 pints/A (1.4 lb. 2,4-D ae/A)	1	2 gal./A	60 days

Do not exceed the maximum seasonal rate of 2.25 pints (1.4 lbs. of 2,4-D ae) per acre per use season. Do not harvest within 60 days of the application.

Apply in the late tillering stage of rice development, at the time of first joint development (first to second green ring), usually 6 to 9 weeks after emergence. Do not apply after panicle initiation, after rice internodes exceed 1/2 inch, at early seeding, early panicle, boot, flowering, or early heading growth stages.

## 9. Sugarcane

### Broadcast Dosage Rates For Ground And Aerial Applications To Sugarcane

Application Schedule	Normal Rates (usually safe to crops)
Preemergent	1.5 to 3.0 pints/A
Post emergent	1.5 to 3.0 pints/A

Limitations of 2,4-D for applications to sugarcane.				
Application schedule	Maximum Rate per Application	Maximum Number of Applications per Year	Minimum Spray Volume	Preharvest Interval (PHI)
Preemergent	3 Pints/A (1.8 lb. 2,4-D ae/A)	1	2	Harvest at crop maturity
Post emergent	3 Pints/A (1.8 lb. 2,4-D ae/A)	1	2	Harvest at crop maturity
Do not exceed the maximum seasonal rate of 6 pints of product or 3.6 lbs. of 2,4-D acid equivalent per acre per season. Do not harvest cane prior to crop maturity.				

Use up to 2 applications per year in accordance with State recommendations.

## 10. Fallow Land and Crop Stubble (crop stubble on idle land, or postharvest to crops, or between crops)

**Annual weeds:** Use 1.5 to 3.0 pints of product per acre. Apply when weeds are actively growing.

**Perennial weeds:** Use 3.0 to 3.2 pints of product per acre on weeds such as Canada thistle (apply in late bud or early bloom), field bindweed (50% or greater bloom) and other perennial weeds listed.

Limitations on 2,4-D for use on fallow land (crop stubble on idle land, or post harvest applications to crops, or applications between crops).					
Application Schedule	Maximum Rate per Application	Maximum Number of Applications per Year	Minimum Interval Between Applications	Planting Interval for Crops Named as Use Sites on this Label	Planting Interval for Other Crops
Postemergent	3.2 pints/A (2.0 lb. 2,4-D ae/A)	2	30 Days	29 Days	30 Days
ae = Acid Equivalent. Do not exceed the maximum seasonal rate of 6.4 pints (4.0 lb 2,4-D ae) per acre per season. Within 29 days of application, plant only those crops named as use sites on this or other registered 2,4-D products. Labeled crops may be at risk for crop injury or loss when planted too soon after application especially in the first 14 days after application.					

**TANK MIXTURES FOR FALLOW:** Broadrange 55 Herbicide can be applied as a tank mixture with Banvel® Herbicide or other 4 lb/gal dicamba product and Roundup® Herbicide to broaden the spectrum of weed control. In order to assure maximum safety and weed control follow all precautions and limitations on this label and the labels of products used in tank mixtures with Broadrange 55 Herbicide.

Fallow:	
PRODUCTS	RATES
Broadrange 55 Herbicide + Banvel® Herbicide or other 4 lb/gal Dicamba Product	2.25 pints/A + 1 pint/A
Broadrange 55 Herbicide + Roundup® Herbicide	0.75 to 1.5 pints/A + 0.5 to 1 pint/A

## 11. Grass Seed Crops

Use 0.75 to 3.0 pints of product per acre in spring or fall to control broadleaf weeds in grass being grown for seed. Do not apply from early boot to the milk stage. Spray grass seedlings only after the 5-leaf stage, using 0.57 to 0.75 pint of product per acre to control small seedling weeds. After the grass is well established, higher rates of up to 3.0 pints can be used to control hard-to-kill annual or perennial weeds. For best results, apply when soil moisture is adequate for good growth. Note: Do not use on bentgrass unless grass injury can be tolerated.

Limitations on 2,4-D applications to grass seed crops.					
Use Site	Maximum Rate per Application	Maximum Number of Applications per Year	Minimum Interval Between Applications	Minimum Spray Volume	Preharvest Interval (PHI)
Grass Seed Crops	3.0 pints/A (1.9 lb. 2,4-D ae/A)	2	21 Days	2 gal./A	7 Days
ae = Acid Equivalent. Do not exceed the maximum seasonal rate of 6.0 pints (3.8 lb 2,4-D ae) per acre per season, excluding spot treatments. Do not cut forage for hay/straw within 7 days of application.					

## 12. Conservation Reserve Programs (CRP)

Broadrange 55 Herbicide may be applied post emergence to newly seeded and established grasses grown in Conservation Reserve Program (CRP) acres. Treatments of Broadrange 55 Herbicide may injure or kill legumes including alfalfa, clovers, lespedezas, sweet clover, trefoils and vetches. Also, treatments of this product may be injurious and may reduce the seedling growth of buffalograss, bentgrass, kleingrass, sideoats grama, and switchgrass. See the limitations of 2,4-D for pasture and rangeland section for pre-harvest intervals.

**NEWLY SEEDED AREAS (Applications after the 5 to 6-leaf stage of grass seedlings.):** Broadrange 55 Herbicide may be applied to newly seeded perennial grasses or to the newly seeded grasses grown with a companion/cover crop such as small grains. Post-emergent applications of this product are recommended only after the 5 to 6-leaf stage of the grass seedlings. Or, do not apply this product prior to the beginning of tillering of the perennial grass seedlings. Perennial grasses have shown tolerance to this product when the grass seedlings have tillered and have developed an adequate secondary root system.

Apply 0.57 to 0.75 pint of Broadrange 55 Herbicide as a broadcast treatment to control annual broadleaf weeds. Biennial and perennial weeds may require follow-up or sequential treatments.

**ESTABLISHED PERENNIAL GRASS STANDS:** Established grass stands are defined as perennial grasses that have been planted one or more seasons before the application of this product. Application rates and schedules are presented below:

ESTABLISHED GRASSES OF CONSERVATION RESERVE PROGRAM		
Weed Types	Broadcast Application Rate	When to Apply
Annual Broadleaf	0.57 to 0.75 pint/A (0.38 to 0.5 lb. 2,4-D ae/A)	Spring or fall during active growth.
Biennial	1.5 to 3.0 pints/A (1.0 to 2.0 lb. 2,4-D ae/A)	Spring or fall during seedling to rosette stage.
Perennial	1.5 to 3.0 pints/A (1.0 to 2.0 lb. 2,4-D ae/A)	Spring or fall during bud to bloom stage.
Note: Use the higher rate within the range specified for tall vegetation, dense canopies, weeds beyond the suggested growth stage, or during adverse conditions. The maximum number of broadcast applications is limited to 2 per year with a 30-day application interval. The maximum application rate is 3.0 pints of product per acre per application (2.0 lb 2,4-D ae per acre per application). The maximum seasonal rate is 6.0 pints of product per acre (4.0 lb 2,4-D ae per acre) excluding spot treatments.		

For program lands such as the Conservation Reserve Program, consult program rules to determine whether grass or hay may be used. The more restrictive requirements of the program rules or this labeling must be followed. If grass is to be cut for hay, Agricultural Use Requirements for the Worker Protection Standard are applicable. The pre-harvest interval (PHI) is 7 days (cut forage for hay).

13. Noncropland including fencerows, hedgerows, roadsides, drainage ditchbanks, firebreaks, highway rights-of-way, utility rights-of-way, airports/airfields, vacant lots and industrial sites.

Applications to non-cropland areas are not applicable to treatment of commercial timber or other plants being grown for sale or other commercial use, or for commercial seed production, or for research purposes.

**HIGH VOLUME:** Dosage rates per acre depend on the density of brush and/or weeds. For small broadleaf weeds, use the lower rate. Heavy dense stands of brush require the high rate with higher water volume.

To effectively control brush, all leaves, stems and suckers should be thoroughly wetted to the ground. Apply when plants come into full leaf (spring) to the time plants begin to go dormant. Best results are obtained when brush and broadleaf weeds are young and actively growing. Do not cut brush until the herbicide has translocated throughout the plant causing root death.

**Broadcast applications to annual and perennial weeds:** Apply to emerged weeds. For best results, treat when weeds are young and actively growing. Minimum spray volume: Use 2 or more gallons of spray solution per acre.

Application schedule	Maximum Rate per Application	Maximum Number of Applications per Year	Minimum Interval Between Applications	Minimum Spray Volume
Broadcast	3.2 pints/A (2.0 lb. 2,4-D ae/A)	2	30 Days	2 gal./A

**Broadcast applications to woody plants:** Apply to trees and brush when foliage is fully expanded and plants are actively growing. Up to 0.8 gallon of product per acre (4.0 lbs. acid equivalent per acre) may be applied in a single application to wooded areas or stands of trees, brush and woody plants. The maximum noncropland application rate for tree, brush and woody plant control is 0.8 gallon of product per acre per application per site.

Target species	Application schedule	Maximum Rate per Application	Maximum Number of Applications per Year	Minimum Interval Between Applications
Woody plants	Broadcast and high volume foliar	0.8 gal./A (4.0 lb 2,4-D ae/A)	1	N/A

**High volume foliar applications (100 to 400 gallons per acre):** Apply 0.2 to 0.8 gallons of product per acre with adequate water or apply a 0.2 to 0.8% vol/vol spray solution as a full cover spray with high volume equipment. Use the lower spray concentrations in the range for susceptible species and use the higher spray concentrations within the range for hard-to-control species, for mature plants during the late summer or under adverse environmental conditions (e.g. drought).

Spray broadleaf weeds, woody plants or mixed brush uniformly and thoroughly by wetting all leaves, stems, bark and root collars. The total volume of spray solution required for adequate coverage of solid stands of mixed brush can range from 100 to 400 gallons of spray solution per treated acre. The spray preparation chart for applications on a spray-to-wet basis is shown below.

Woody Plants: Instructions for preparing 100 to 400 gallons of spray solution at 0.2 to 0.8% spray concentration with water for high volume foliar applications.				
Spray solution	Amount of Product Needed for Spray Concentration of:			
	0.2%	0.27%	0.4%	0.8%
100 gal./A	0.2 gal.	0.25 gal.	0.4 gal.	0.8 gal.
200 gal./A	0.4 gal.	0.50 gal.	0.8 gal.	—
300 gal./A	0.6 gal.	0.80 gal.	—	—
400 gal./A	0.8 gal.	—	—	—
Equal measures: 1 gallon = 4 quarts = 8 pints = 128 fl. oz. The maximum seasonal application rate for trees, brush and woody plant control is 0.8 gallon of product per acre per application per site.				

## For backpack sprayers, knapsack sprayers, and hand-pressurized pump sprayers

**Woody Plants:** Instructions for preparing 1 to 3 gallons of spray solution at 0.2 to 0.8% spray concentration with water for high volume foliar applications.

Gallons of Water	Amount of Product Needed for Spray Concentration of:			
	0.2%	0.27 %	0.4 %	0.8 %
1	1.5 teaspoons	2 teaspoons	1 tablespoon	2 tablespoons
2	3 teaspoons	4 teaspoons	2 tablespoons	4 tablespoons
3	4.5 teaspoons	6 teaspoons	3 tablespoons	6 tablespoons

Equal measures: 1 fl.oz. = 2 Tablespoons (Tbs.) = 6 Teaspoons (tsp.)

## 14. Aerial Applications for Industrial/Noncropland Areas

### FORESTS (FOREST SITE PREPARATION):

**Forestry Site Preparation:** For use in desiccation/controlled burning programs, use 0.38 to 0.75 gallon of Broadrange 55 Herbicide in tank mixes with other herbicides labeled for forestry site preparation (e.g. Garlon®, Tordon®, Arsenal® Applicators Concentrate). Use sufficient water to achieve uniform wetting of target brush species. Do not exceed 25 gallons total spray per acre. Do not apply as a stand release or cover spray to established conifers as injury may result.

**Forest Tree Injection:** To control unwanted hardwood trees make injections as near the root collar as possible using one injection per inch of trunk's diameter at breast height. For resistant species such as hickory, injections should overlap. For best results injections should be made during the growing season, May 15 to October 1. Use only one injection application per year.

**For Concentrate Injection:** Use 0.75 to 1.5 ml of concentrate per injection site. The injector bit must penetrate the inner bark. The maximum application rate to all forestry sites is 3.0 quarts per acre (3.8 pounds 2,4-D acid equivalent per broadcast application, and the number of broadcast applications is limited to one per year. The maximum seasonal application rate with one broadcast application to forestry sites is 3.0 quarts (3.8 pounds 2,4-D acid equivalent) per acre per year.

## 15. Utility and Pipeline Rights-of-Way

Use 0.38 to 0.75 gallon of Broadrange 55 Herbicide in tank mix combination with other herbicides labeled for rights-of-way and apply a total spray volume of 10 gallons per acre.

**TANK MIXTURES FOR INDUSTRIAL/NONCROPLAND AREAS:** Broadrange 55 Herbicide can be applied as a tank mixture with other recommended herbicides such as Garlon®, Tordon®, and Banvel® or other 4 lb/gal Dicamba Product to broaden the spectrum of control. In order to assure maximum safety and weed control, follow all precautions and limitations on this label and the labels of products used in tank mixtures with Broadrange 55 Herbicide.

Products	Rates
Broadrange 55 Herbicide + Garlon® 3A	0.38 to 0.8 gallon/A + 1/2 to 1 gallon/A
Broadrange 55 Herbicide + Garlon® 4E	0.38 to 0.8 gallon/A + 2 to 4 quarts/A
Broadrange 55 Herbicide + Tordon® 22K	0.38 to 0.8 gallon/A + 1/2 to 2 quarts/A
Broadrange 55 Herbicide + Banvel® Herbicide or other 4 lb/gal Dicamba Product	0.38 to 0.8 gallon/A + 1 quart /A

## 16. Pasture and Rangeland

**Annual weeds:** Use 0.75 to 1.5 quarts of product per acre. Apply when weeds are actively growing.

**Perennial weeds:** Use 1.5 to 1.6 quarts of product per acre when perennial weeds are translocating carbohydrates, i.e. Canada thistle (late bud to early bloom), bull thistle (bud stage), musk thistle (spring or fall in rosette or early bud stage), leafy spurge (early to late bloom), field bindweed (80% or greater bloom). High rates for spot treatments may cause temporary yellowing of grasses.

Do not use on bentgrass, alfalfa, clover, or other legumes. Do not use on newly seeded areas until grass is well established. Do not use from early boot to milk stage where grass seed production is desired.

Limitations on 2,4-D for use on pasture and rangeland (established grass pastures, rangeland, and perennial grasslands, not in agricultural production).						
Application Schedule	Maximum Rate per Application	Maximum Number of Applications per Year	Minimum Interval Between Applications	Minimum Spray Volume	Pregrazing Interval	Preharvest Interval (PHI)
Postemergent	1.6 quarts/A (2.0 lb. 2,4-D ae/A)	2	30 Days	2 gal./A	0 Days	7 Days
ae = Acid Equivalent. Do not exceed the maximum seasonal rate of 3.2 quarts (4.0 lb 2,4-D ae) per acre per season. Do not apply within 30 days of the previous application. Do not cut forage for hay within 7 days of application. If grass is to be cut for hay, the Agricultural Use Requirements for the Worker Protection Standard (WPS) are applicable. For program lands such as the Conservation Reserve Program, consult program rules to determine whether grass or hay may be used. The more restrictive requirements of the program rules or this labeling must be followed.						

**TANK MIXTURES FOR RANGELANDS AND LEAFY SPURGE CONTROL:** Broadrange 55 Herbicide can be applied as a tank mixture with Banvel® Herbicide or other 4 lb/gal Dicamba Product or Tordon® 22K Herbicide to broaden the spectrum of weed control. To assure maximum safety and weed control, follow all precautions and limitations on this label and the labels of products used in tank mixtures with Broadrange 55 Herbicide.

RANGELANDS:	
Products	Rates
Broadrange 55 Herbicide + Banvel® or other 4 lb/gal Dicamba Product	0.75 to 1.5 quarts/A + 1 to 2 pints/A
Broadrange 55 Herbicide + Tordon®	0.75 to 1.5 quarts/A + 1/4 to 2 pints/A
Broadrange 55 Herbicide + Tordon® + Banvel® or other 4 lb/gal Dicamba Product	0.75 to 1.5 quarts/A + 1/4 to 2 pints/A + 1 to 2 pints/A

#### MESQUITE MANAGEMENT IN PERMANENT GRASS PASTURE AND RANGELAND:

Broadrange 55 Herbicide and three tank mixtures have proven effective on mesquite in pasture and rangeland in Texas, Oklahoma, Arizona, and New Mexico. Broadrange 55 Herbicide can be tank mixed with Reclaim® Herbicide, Remedy® Range and Pasture Herbicide, and Grazon® PC Herbicide for use on pasture and rangeland in accordance with the most restrictive of label limitations and precautions. Do not exceed any dosage rates.

Broadrange 55 Herbicide, Reclaim® Herbicide, and Remedy® Range and Pasture Herbicide are classified as General Use Pesticides. However, Grazon® PC Herbicide is classified as a Restricted-Use Pesticide. Two terms of the Grazon® PC Herbicide restrictions include: 1. For retail sale to and use only by Certified Applicators or persons under their direct supervision and only for those uses covered by the Certified Applicators certification. 2. Commercial Certified Applicators must also ensure that all persons involved in these activities are informed of the precautionary statements.

**APPLICATION SCHEDULES:** The appropriate growth stage of mesquite for effective control occurs in the spring or early summer after the mesquite has fully leafed out and has turned dark green in color. Do not apply when the mesquite beans are elongating. The best environmental conditions include soil temperatures above 75°F (24°C) at the depth of 12 to 18 inches and adequate soil moisture for plant growth.

Foliar Broadcast Treatments Using Aerial and Ground Equipment				
Tank Mix and Application Rate	Approved States	Spray Volume	Rate of Surfactant for Water Solutions	Emulsifiers for Oil:Water Emulsions
Broadrange 55 Herbicide 1.5 quarts/A (1.9 lb. 2,4-D ae/A)	New Mexico Oklahoma Texas Arizona	Aerial > 2 to 4 gal./A  Ground ≥ 10 gal./A	0.25% v/v	—

(cont. on next page)

Foliar Broadcast Treatments Using Aerial and Ground Equipment ( <i>cont.</i> )				
Tank Mix and Application Rate	Approved States	Spray Volume	Rate of Surfactant for Water Solutions	Emulsifiers for Oil:Water Emulsions
<b>Broadrange 55 Herbicide</b> 0.75 quarts/A (0.95 lb 2,4-D ae/A)  PLUS  <b>Reclaim® Herbicide</b> 0.34 to 0.67 quarts/A (0.25 to 0.5 lb. clopyralid ae/A)	New Mexico Oklahoma Texas	<b>Aerial</b> ≥ 2 gal./A  <b>Ground</b> 10 to 20 gal./A	0.25% v/v	Such as Compex® or equivalent
For Reclaim® Herbicide tank mix: Do not spray pastures containing desirable forbs, especially legumes, unless injury to such plants can be tolerated. Do not treat more than once a year. Fall treatments are not recommended. Do not transfer livestock from treated grazing areas onto sensitive broadleaf crop areas without allowing 7 days of grazing on an untreated pasture.				
<b>Broadrange 55 Herbicide</b> 0.75 quarts/A (0.95 lb. 2,4-D ae/A)  PLUS  <b>Remedy® Range and Pasture Herbicide</b> 0.5 quarts/A (0.5 lb. triclopyr ae/A)	New Mexico Oklahoma Texas Arizona	<b>Aerial</b> ≥ 2 gal./A (≥ 4 gal./A for South Texas Mixed Brush)  <b>Ground</b> ≥ 10 gal./A	<b>Aerial</b> 0.25% v/v  <b>Ground</b> 0.50% v/v	Such as Compex® or equivalent
For Remedy® Range and Pasture Herbicide tank mix: Do not spray pastures containing desirable forbs, especially legumes such as clover, unless injury or loss of plants can be tolerated. Withdraw livestock from treated forage at least 3 days before slaughter during the year of treatment. Do not graze lactating dairy animals on treated areas for one year following treatment. Do not harvest grass for hay from treated areas for one year following treatment.				
<b>Broadrange 55 Herbicide</b> 0.75 quarts/A (0.95 lb. 2,4-D ae/A)  PLUS  <b>Grazon® PC Herbicide</b> 0.5 to 1.0 quarts/A (0.25 to 0.5 lb. picloram ae/A)	New Mexico Oklahoma Texas	<b>Aerial</b> ≥ 2 gal./A (≥ 4 gal./A for South Texas Mixed Brush)  <b>Ground</b> 10 to 25 gal./A	0.50% v/v	Such as Compex® or equivalent
For Grazon® PC Herbicide tank mix: Do not transfer livestock from treated areas onto broadleaf crop areas without first allowing 7 days of grazing on untreated grass pasture. Otherwise, urine may contain enough picloram to cause injury to sensitive broadleaf plants. Do not spray pastures if the forage legume component is desired. Grazon® PC Herbicide may injure or kill legumes. Also, new legume seedlings may not be successful if made within 2 years following application of this herbicide. Do not treat with Grazon® PC Herbicide (picloram) more than once a year. Maximum application rate for Grazon® PC Herbicide is 2 pints (0.5 lb. picloram ae) per acre per year.				

**TANK MIXTURES:** Broadrange 55 Herbicide may be applied in combination with one or more of, but not limited to, the following herbicides for improved control of broadleaf weeds. These tank mixtures must be used according to the most restrictive label limitations and precautions. Do not exceed any dosage rates. Follow the labeling of each companion product for precautionary statements, directions for use, dosage rates, and application schedules. Tank mixture recommendations are for use only in states where the companion products are registered. In addition, certain states or geographic regions may have established dosage rate limitations. Always refer to the labeling of each companion product regarding maximum use rates, crop rotations, and other restrictions.

**Water Solution Spray Preparation:** Broadrange 55 Herbicide diluted with water forms a solution. Agricultural surfactants such as R-11® are recommended for tank mixtures with water alone. A high quality DRT (drift reduction technology) such as In-Place® may be used to reduce drift.

**Oil:Water Emulsion Spray Preparations:** Oil in water emulsions may increase the effectiveness of the tank mixtures when compared to spray mixtures with water alone. Oil in water emulsions include oil [diesel fuel, kerosene, fuel oil, or mineral oil], an emulsifier, and the herbicides. Always use a jar test to check compatibility before preparing tank mixtures. Emulsifiers such as Compex® or equivalent must be used for adequate stability in oil-water emulsions. A high quality DRT (drift reduction technology) such as In-Place® may be used to reduce drift.

**Aerial Applications:** Prepare an oil-water emulsion with a 1:5 ratio by adding a premix of oil and emulsifier to the total spray mixture at the ratio of 1 part oil to 5 parts of water. Do not use more than one gallon of oil per acre.

**Ground Applications:** The amount of oil in the spray mixture will range from 5% to 10% (Reclaim® Herbicide or Remedy® Range and Pasture Herbicide tank mixes) or 15% to 20% (Grazon® PC Herbicide tank mixes) of the total spray mixture, and the maximum rate of oil should not exceed 1.0 gallon per acre.

**HIGH VOLUME LEAF STEM TREATMENTS OF INDIVIDUAL MESQUITE PLANTS WITH BACKPACK SPRAYERS, KNAPSACK SPRAYERS, POWER SPRAYERS, SPRAY GUNS, OR OTHER GROUND EQUIPMENT:** This method is appropriate for sparse infestations of mesquite trees less than 6 to 8 feet in height or as a follow-up treatment in subsequent or different growing seasons. Broadrange 55 Herbicide may be applied alone or in combination with Reclaim® in a dilution with water or in an oil-water emulsion.

For Broadrange 55 Herbicide alone, mix 1.5 gallons of Broadrange 55 Herbicide per 100 gallons of water (1.5% spray concentration). For Broadrange 55 Herbicide plus Reclaim tank mixture, mix 0.75 gallon of Broadrange 55 Herbicide plus 0.5 to 0.75 gallon of Reclaim® Herbicide per 100 gallons of water (0.75% and 0.5 to 0.75% spray concentration of Broadrange 55 Herbicide and Reclaim®, respectively). See Spray Preparation Table for additional instructions for the spray preparation of 100 gallons of spray solution.

Spray volumes will depend upon the density and height of the mesquite plants. Thorough coverage of the leaves, stems, trunks, and root collars is essential. Apply as a spray-to-wet application for the best results. However, do not exceed one application of 1.3 pints per acre per year of Reclaim® Herbicide.

Spray Preparation Table for Mixing 100 Gallons of Spray Solution						
Application Type and Spray Concentration	Amount of Product to Make 100 Gallons of Spray Solution					
	Broadrange 55 Herbicide	Reclaim®	Water	Oil¹	R-11® ²	Emulsifier³
Water Dilution 1.5% v/v	1.5 gal.	—	98.5 gal.	—	—	—
Water Dilution 0.75% v/v + (0.5 to 0.75%v/v)	0.75 gal.	0.5 to 0.75 gal.	98.25 to 98.5 gal.	—	0.25 gal.	—
Oil-Water Emulsion 0.75% v/v + (0.5 to 0.75%v/v)	0.75 gal.	0.5 to 0.75 gal.	93.4 to 93.6 gal.	5.0 gal.	—	0.12 gal.

¹ Add oil to the total spray mixture at the rate of 5% (v/v), but do not use more than 1 gallon of oil per acre for this oil-water emulsion.

² Nonionic agricultural surfactants may be substituted for R-11®.

³ Emulsifiers such as Compex® or equivalent are added at the rate of 3 fluid ounces per gallon of oil.

Observe these additional precautions for Broadrange 55 Herbicide and Reclaim® Herbicide combinations: Do not spray pastures containing desirable forbs, especially legumes, unless injury to such plants can be tolerated. Do not treat more than once a year. Fall treatments are not recommended. Do not transfer livestock from treated grazing areas onto sensitive broadleaf crop areas without allowing 7 days of grazing on an untreated pasture.

## 17. Turfgrass

**BROADLEAF WEED CONTROL:** Treat when weeds are young and actively growing. Perennial weeds should be near the bud stage, but not flowering at application. Do not use on susceptible southern grasses such as St. Augustinegrass. Do not apply to newly seeded areas until grass is well established. Bentgrass, clover, legumes, and dichondra may be injured by this treatment. Reseeding of lawns should be delayed following treatment. With spring application, reseed in the fall; with fall application, reseed in the spring. Deep rooted perennial weeds such as bindweed and Canada thistle may require repeated applications.

Refer to the table below for instructions.

Broadcast Treatments	Amount of Product/Acre	Restrictions
<b>A. Ornamental, Institutional, and Residential Turfgrass:</b>		
<b>Ornamental sites</b> include turfgrass established around residences, parks, streets, retail outlets, cemeteries, and industrial and institutional buildings. <b>Institutional sites</b> are defined as turf areas around properties or facilities providing a service to public or private organizations including, but not limited to, hospitals, nursing homes, schools, museums, libraries, sport facilities (golf courses), and office buildings. Finally, <b>residential sites</b> are defined as areas associated with the household	1.5 to 2.4 pints/A	The maximum application rate to turf is 2.4 pints/A (1.5 lb 2,4-D ae) per acre per application per site. The maximum number of broadcast applications per treatment site is 2 per year. The maximum seasonal rate is 4.8 pints of product (3.0 lb 2,4-D ae) per acre excluding spot treatments.
<b>B. Noncropland:</b>		
Drainage ditchbanks, vacant lots, rights-of-way (roadsides), uncultivated agricultural areas (fencerows).	1.5 to 3.2 pints/A	Do not use on susceptible southern grasses such as St. Augustinegrass. Do not apply to newly seeded areas until grass is well established. Bentgrass, clover, legumes, and dichondra may be injured by this treatment.

**Broadcast applications to annual and perennial weeds:** Apply to emerged weeds. For best results, treat when weeds are young and actively growing. Minimum spray volume: Use 2 or more gallons of spray solution per acre.

Application schedule	Maximum Rate per Application	Maximum Number of Applications per Year	Minimum Interval Between Applications	Minimum Spray Volume
Broadcast	3.2 pints/A (2.0 lb 2,4-D ae/A)	2	30 Days	2 gal./A

**SPOT TREATMENT:** Hand-held and high volume equipment. Apply to foliage as a coarse spray. Applications should be made on a spray-to-wet basis with uniform coverage. When using knapsack sprayers, ensure mixture is complete by shaking or inverting sprayer several times.

Refer to the table below for spray preparation instructions.

Spot Treatments	Spray Concentration, % vol./vol	Amount of Product
Ornamental Turfgrass	3/8% to 3/4% v/v	1/2 to 1.0 fl. oz./gallon of water
Annuals	3/4% v/v	1.0 fl. oz./gallon of water
Biennial and Perennials	1.5% v/v	1.8 fl. oz./gallon of water

## STORAGE AND DISPOSAL

Do not contaminate water, food, or feed by storage or disposal.

**PESTICIDE STORAGE:** Store in original container in a locked storage area inaccessible to children or pets. Keep from freezing.

**PESTICIDE DISPOSAL:** Pesticide wastes are acutely hazardous. Improper disposal of excess pesticide, spray mixture, or rinsate is a violation of Federal law. If these wastes cannot be disposed of by use according to label instructions, contact your State Pesticide or Environmental Control Agency, or the Hazardous Waste Representative at the nearest EPA Regional Office for guidance.

**For nonrefillable containers equal to or less than 5 gallons:**

**CONTAINER HANDLING:** Nonrefillable container. Do not reuse or refill this container. Offer for recycling, if available, or puncture and dispose of in a sanitary landfill, or by incineration, or, if allowed by state and local authorities, by burning. If burned, stay out of smoke.

Triple rinse or pressure rinse container (or equivalent) promptly after emptying.

Triple rinse as follows: Empty the remaining contents into application equipment or a mix tank and drain for 10 seconds after the flow begins to drip. Fill the container 1/4 full with water and recap. Shake for 10 seconds. Pour rinsate into application equipment or a mix tank or store rinsate for later use or disposal. Drain for 10 seconds after the flow begins to drip. Repeat this procedure two more times.

Pressure rinse as follows: Empty the remaining contents into application equipment or a mix tank and continue to drain for 10 seconds after the flow begins to drip. Hold container upside down over application equipment or mix tank or collect rinsate for later use or disposal. Insert pressure rinsing nozzle in the side of the container, and rinse at about 40 PSI for at least 30 seconds. Drain for 10 seconds after the flow begins to drip.

**For nonrefillable containers greater than 5 gallons:**

**CONTAINER HANDLING:** Nonrefillable container. Do not reuse or refill this container. Offer for recycling, if available, or puncture and dispose of in a sanitary landfill, or by incineration, or, if allowed by state and local authorities, by burning. If burned, stay out of smoke.

Triple rinse [or pressure rinse] container (or equivalent) promptly after emptying.

Triple rinse as follows: Empty the remaining contents into application equipment or a mix tank. Fill the container 1/4 full with water. Replace and tighten closures. Tip container on its side and roll it back and forth, ensuring at least one complete revolution, for 30 seconds. Stand the container on its end and tip it back and forth several times. Turn the container over onto its other end and tip it back and forth several times. Empty the rinsate into application equipment or a mix tank or store rinsate for later use or disposal. Repeat this procedure two more times.

Pressure rinse as follows: Empty the remaining contents into application equipment or a mix tank and continue to drain for 10 seconds after the flow begins to drip. Hold container upside down over application equipment or mix tank or collect rinsate for later use or disposal. Insert pressure rinsing nozzle in the side of the container, and rinse at about 40 PSI for at least 30 seconds. Drain for 10 seconds after the flow begins to drip.

**For refillable containers:**

**CONTAINER HANDLING:** Refillable container. Refill this container with pesticide only. Do not reuse this container for any other purpose.

Container cleaning: Cleaning the container before final disposal is the responsibility of the person disposing of the container. Cleaning before refilling is the responsibility of the refiller.

To clean the container before final disposal, empty the remaining contents from this container into application equipment or a mix tank. Fill the container about 10 percent full with water. Agitate vigorously or recirculate water with the pump for 2 minutes. Pour or pump rinsate into application equipment or rinsate collection system. Repeat this rinsing procedure two more times.

## ALMACENAMIENTO Y ELIMINACIÓN

No contaminar el agua, los alimentos o los piensos mediante el almacenamiento o la eliminación.

**ALMACENAMIENTO DE PESTICIDAS:** Almacene en el recipiente original en un lugar cerrado e inaccesible para niños o animales domésticos. Evite que se congele.

**ELIMINACIÓN DE PESTICIDAS:** Los residuos de pesticidas son muy peligrosos. La eliminación inadecuada del exceso de pesticida, de la mezcla de pulverización o del agua de enjuague constituye una infracción de la legislación federal. Si estos residuos no pueden eliminarse siguiendo las instrucciones de la etiqueta, póngase en contacto con la Agencia Estatal de Control de Pesticidas o Medioambiental, o con el Representante de Residuos Peligrosos de la Oficina Regional de la EPA más cercana para que le brinden orientación.

**Para recipientes no rellenables con capacidad igual o menor a 5 galones:**

**MANIPULACIÓN DEL RECIPIENTE:** Recipiente no reutilizable. No reutilice ni rellene este recipiente. Ofrezcalo para reciclaje, si está disponible, o perfoórelo y elimínelo en un vertedero sanitario, o por incineración, o, si lo permiten las autoridades estatales y locales, quémelo. Si lo quema, manténgase alejado del humo.

Aplique un triple enjuague o enjuague a presión el recipiente (o equivalente) inmediatamente después de vaciarlo.

Aplique un triple enjuague de la siguiente manera: Vacíe el contenido restante en el equipo de aplicación o en un tanque de mezcla y vacíe durante 10 segundos después de que el flujo comience a gotear. Llene el recipiente 1/4 de su capacidad con agua y vuelva a taparlo. Agite durante 10 segundos. Vierta el agua de enjuague en el equipo de aplicación o en un tanque de mezcla o almacene el agua de enjuague para su uso o eliminación posterior. Deje escurrir durante 10 segundos después de que el flujo comience a gotear. Repita este procedimiento dos veces más.

Enjuague a presión de la siguiente manera: Vacíe el contenido restante en el equipo de aplicación o en un tanque de mezcla y continúe drenando durante 10 segundos después de que el flujo comience a gotear. Mantenga el recipiente boca abajo sobre el equipo de aplicación o el tanque de mezcla o recoja el enjuague para su uso o eliminación posterior. Inserte la boquilla de enjuague a presión en el lateral del recipiente y enjuague a aproximadamente 40 PSI durante al menos 30 segundos. Deje escurrir durante 10 segundos después de que el flujo comience a gotear.

**Para recipientes no reutilizables de más de 5 galones:**

**MANIPULACIÓN DEL RECIPIENTE:** Recipiente no reutilizable. No reutilice ni rellene este recipiente. Ofrezcalo para reciclaje, si está disponible, o perfoórelo y elimínelo en un vertedero sanitario, o por incineración, o, si lo permiten las autoridades estatales y locales, quémelo. Si lo quema, manténgase alejado del humo.

Aplique un triple enjuague o enjuague a presión el recipiente (o equivalente) inmediatamente después de vaciarlo.

Aplique un triple enjuague de la siguiente manera: Vacíe el contenido restante en el equipo de aplicación o en un tanque de mezcla. Llene el recipiente 1/4 de su capacidad con agua. Vuelva a colocar y apriete los cierres. Incline el recipiente sobre un lado y hágalo rodar hacia delante y hacia atrás, asegurándose de que da al menos una vuelta completa, durante 30 segundos. Coloque el recipiente sobre su extremo e inclínelo hacia delante y hacia atrás varias veces. Gire el recipiente sobre su otro extremo e inclínelo hacia delante y hacia atrás varias veces. Vacíe el enjuague en el equipo de aplicación o en un tanque de mezcla o almacene el enjuague para su uso o eliminación posterior. Repita este procedimiento dos veces más.

Enjuague a presión de la siguiente manera: Vacíe el contenido restante en el equipo de aplicación o en un tanque de mezcla y continúe drenando durante 10 segundos después de que el flujo comience a gotear. Mantenga el recipiente boca abajo sobre el equipo de aplicación o el tanque de mezcla o recoja el enjuague para su uso o eliminación posterior. Inserte la boquilla de enjuague a presión en el lateral del recipiente y enjuague a aproximadamente 40 PSI durante al menos 30 segundos. Deje escurrir durante 10 segundos después de que el flujo comience a gotear.

**Para recipientes reutilizables:**

**MANIPULACIÓN DEL RECIPIENTE:** Recipiente reutilizable. Rellene este recipiente solo con pesticida. No reutilice este recipiente para ningún otro fin.

Limpieza de recipientes: La limpieza del recipiente antes de su eliminación final es responsabilidad de la persona que se deshace de él. La limpieza previa al rellenado es responsabilidad del rellenador.

Para limpiar el recipiente antes de su eliminación final, vacíe el contenido restante de este recipiente en el equipo de aplicación o en un tanque de mezcla. Llene el recipiente con agua hasta un 10 % aproximadamente. Agite enérgicamente o haga recircular el agua con la bomba durante 2 minutos. Vierta o bombee el agua de enjuague en el equipo de aplicación o en el sistema de recogida de agua de enjuague. Repita este procedimiento de aclarado dos veces más.

Use of this product in certain portions of California, Oregon and Washington is subject to the January 22, 2004 Order for injunctive relief in *Washington Toxics Coalition, et.al. v. EPA*, CO1-0132C, (W.D. WA). For further information, please refer to EPA Web Site: <http://www.epa.gov.esp>.

## CONDITIONS OF SALE AND LIMITATION OF WARRANTY AND LIABILITY

NOTICE: Read the entire Directions for Use and Conditions of Sale and Limitation of Warranty and Liability before buying or using the product. If the terms are not acceptable, return the product at once, unopened, and the purchase price will be refunded.

### **ALL STATEMENTS MADE HEREIN ARE SUBJECT TO APPLICABLE LAW, AND TO THE EXTENT THERE IS ANY INCONSISTENCY OR CONTENTION, APPLICABLE LAW SHALL GOVERN.**

The Directions for Use of the product must be followed carefully. It is impossible to eliminate all risks inherently associated with the use of this product. Crop injury, ineffectiveness, or other unintended consequences may result because of many different factors including, without limitation, manner of use or application, weather, combination with other products, or crop conditions. All such risks shall be assumed by Buyer and User, and Buyer and User agree to hold Manufacturer and Seller harmless from any claims relating to such factors.

**Seller warrants that this product conforms to the chemical description on the label. EXCEPT FOR THIS WARRANTY, THE PRODUCT IS FURNISHED "AS-IS," AND NEITHER SELLER NOR MANUFACTURER MAKES ANY OTHER WARRANTIES, EXPRESS OR IMPLIED, WITH RESPECT TO THE SELECTION, PURCHASE OR USE OF THIS PRODUCT; SELLER AND MANUFACTURER SPECIFICALLY DISCLAIM ANY WARRANTY OF MERCHANTABILITY OR FITNESS FOR A PARTICULAR PURPOSE BEYOND WHAT IS STATED ON THE LABEL. Buyer and User accept all risks arising from any use of this product, including without limitation, uses contrary to label instructions, or under conditions not reasonably foreseeable to (or beyond the control of) Seller or Manufacturer.**

Neither Manufacturer nor Seller shall be liable for any incidental, consequential or special damages resulting from the use or handling of this product. THE EXCLUSIVE REMEDY OF THE BUYER OR USER, AND THE EXCLUSIVE LIABILITY OF MANUFACTURER AND SELLER, FOR ANY AND ALL CLAIMS, LOSSES, INJURIES OR DAMAGES (INCLUDING CLAIMS BASED ON BREACH OF WARRANTY, CONTRACT, NEGLIGENCE, TORT, STRICT LIABILITY OR OTHERWISE) RESULTING FROM THE USE OR HANDLING OF THIS PRODUCT, SHALL BE THE RETURN OF THE PURCHASE PRICE OF THIS PRODUCT, OR, AT THE ELECTION OF MANUFACTURER OR SELLER, THE REPLACEMENT OF THE PRODUCT.

These Conditions of Sale and Limitation of Warranty and Liability shall be interpreted, unless otherwise required by the law of the state of purchase, in accordance with the laws of the State of California, excluding its conflicts of laws rules, and may not be amended by any oral or written agreement.

NOTICE: This product contains a chemical known to the State of California to cause cancer.

Garlon®, Tordon®, Reclaim®, Remedy® and Grazon® are registered trademarks of Corteva Agriscience LLC.

Ally®, Express®, Finesse®, Harmony Extra®, Glean® are registered trademarks of FMC Corporation.

Amber®, AAtrex®, Bicep®, and Dual®, are registered trademarks of Syngenta Participations AG.

Nine-O® is a registered trademarks of Syngenta Crop Protection Ag.

Roundup® is a registered trademark of Monsanto Company.

Arsenal® is a registered trademarks of BASF Agrochemical Products B.V.

Banvel® Herbicide is a registered trademarks of BASF Corporation and Clarity™ is a trademark of BASF Corporation.

Marksman® is a registered trademarks of Star Group Solutions, LLC.

Buctril® is a registered trademark of Bayer.

Compex® is a registered trademark of KALO, Inc.

WILBUR-ELLIS® logo, HERBICIDE® logo, Broadrange®, In-Place®, R-11®, and Moisture Lock® are registered trademarks of Wilbur-Ellis Company LLC.

Manufactured for: WILBUR-ELLIS COMPANY LLC  
4582 S. Ulster Street, Suite 400, Denver, CO 80237 • (720) 306-6340  
2025-0916NN • 826/3-2025 • AP031113



**WILBUR-ELLIS.**

**THIS PAGE IS BLANK INTENTIONALLY.**

**THIS PAGE IS BLANK INTENTIONALLY.**

**THIS PAGE IS BLANK INTENTIONALLY.**



WILBUR-ELLIS.



HERBICIDE

# BROADRANGE® 55

WITH MOISTURE LOCK®

## ACTIVE INGREDIENT:

Diethanolamine salt of

2,4-dichlorophenoxyacetic acid ..... 69.62%

INERT INGREDIENTS:..... 30.38%

**TOTAL ..... 100.00%**

## THIS PRODUCT CONTAINS:

5.03 lbs 2,4-dichlorophenoxyacetic acid equivalent per gallon or  
47.17% Isomer Specific by AOAC Methods.

EPA Reg. No. 2217-813-2935

EPA EST. NO. 2217-KS-1(01), 2217-KS-2(02)

Circled digit is first digit of lot number.

## KEEP OUT OF REACH OF CHILDREN DANGER – PELIGRO



**READ ENTIRE LABEL FIRST.  
OBSERVE ALL PRECAUTIONS  
AND FOLLOW DIRECTIONS  
CAREFULLY.**

## PRECAUTIONARY STATEMENTS

### Hazards To Humans And Domestic Animals

**DANGER:** Corrosive. Causes irreversible eye damage. Harmful if swallowed, inhaled or absorbed through skin. Do not get in eyes, on skin or on clothing. Avoid breathing spray mist.

### Personal Protective Equipment (PPE)

Some materials that are chemical-resistant to this product are natural rubber. If you want more options, follow the instructions for category A, on an EPA chemical-resistance category selection chart.

All mixers, loaders, applicators, flaggers, and other handlers must wear:

- protective eyewear (goggles, face shield and/or shielded safety glasses),
- long-sleeved shirt and long pants,
- shoes and socks,
- chemical-resistant gloves,
- chemical-resistant apron when mixing or loading, cleaning up spills or equipment, or otherwise exposed to the concentrate.

See engineering controls for additional requirements.

## FIRST AID

### If in eyes:

- Hold eye open and rinse slowly and gently with water for 15-20 minutes.
- Remove contact lenses, if present, after the first 5 minutes, then continue rinsing eye.
- Call a poison control center or doctor for treatment advice.

### If on skin or on clothing:

- Take off contaminated clothing.
- Rinse skin immediately with plenty of water for 15-20 minutes.
- Call a poison control center or doctor for treatment advice.

### If swallowed:

- Call a poison control center or doctor immediately for treatment advice.
- Have person sip a glass of water if able to swallow.
- Do not induce vomiting unless told to do so by the poison control center or doctor.
- Do not give anything by mouth to an unconscious person.

### If inhaled:

- Move person to fresh air.
- If person is not breathing, call 911 or an ambulance, then give artificial respiration, preferably mouth-to-mouth if possible.
- Call a poison control center or doctor for treatment advice.

Have the product container or label with you when calling a poison control center or doctor or going for treatment. You may also contact 1-877-800-5556 for emergency medical treatment advice.

**NOTE TO PHYSICIAN:** Probable mucosal damage may contraindicate the use of gastric lavage.

## ENVIRONMENTAL HAZARDS

This pesticide is toxic to fish and aquatic invertebrates. Do not apply directly to water, to areas where surface water is present, or to intertidal areas below the mean high water mark. Drift and runoff may be hazardous to aquatic organisms in water adjacent to treated areas. Do not contaminate water when disposing of equipment wash waters or rinsate.

This chemical has properties and characteristics associated with chemicals detected in groundwater. The use of this chemical in areas where soils are permeable, particularly where the water table is shallow, may result in groundwater contamination. Application around a cistern or well may result in contamination of drinking water or groundwater.

Manufactured for: WILBUR-ELLIS COMPANY LLC

4582 S. Ulster Street, Suite 400

Denver, CO 80237 • (720) 306-6340

2025-0916NN • 826/3-2025 • AP031113

**NET CONTENTS: 2.5 GALLONS (9.46 Liters)**



**WILBUR-ELLIS.**



**HERBICIDE**

**BROADRANGE® 55**  
**WITH MOISTURE LOCK®**

USE THIS PRODUCT ONLY IN ACCORDANCE WITH ITS LABELING AND WITH THE WORKER PROTECTION STANDARD 40 CFR PART 170.

**ACTIVE INGREDIENT:**

Diethanolamine salt of 2,4-dichlorophenoxyacetic acid..... 69.62%

**INERT INGREDIENTS:** ..... 30.38%

**TOTAL**..... 100.00%

**THIS PRODUCT CONTAINS:** 5.03 lbs 2,4-dichlorophenoxyacetic acid equivalent per gallon or 47.17%

Isomer Specific by AOAC Methods.

EPA Reg. No. 2217-813-2935

EPA EST. NO. 2217-KS-1 ①, 2217-KS-2 ②

Circled digit is first digit of lot number.

## KEEP OUT OF REACH OF CHILDREN DANGER – PELIGRO

Si usted no entiende la etiqueta, busque a alguien para que se la explique a usted en detalle. (If you do not understand the label, find someone to explain it to you in detail.)

See inside pages for complete Precautionary Statements and Directions for Use (including First Aid, Agricultural Use Requirements, and Storage and Disposal).

Consulte las páginas interiores para obtener las declaraciones preventivas e instrucciones de uso completas (incluidos primeros auxilios, requisitos para uso agrícola y almacenamiento y eliminación).

## KEEP OUT OF REACH OF CHILDREN

USE THIS PRODUCT ONLY IN ACCORDANCE WITH ITS LABELING AND WITH THE WORKER PROTECTION STANDARD 40 CFR PART 170.



READ THE ENTIRE LABEL FIRST. OBSERVE ALL PRECAUTIONS AND FOLLOW DIRECTIONS CAREFULLY.

## PRECAUTIONARY STATEMENTS

### Hazards To Humans And Domestic Animals

**DANGER:** Corrosive. Causes irreversible eye damage. Harmful if swallowed, inhaled or absorbed through skin. Do not get in eyes, on skin or on clothing. Avoid breathing spray mist.

### Personal Protective Equipment (PPE)

Some materials that are chemical-resistant to this product are natural rubber. If you want more options, follow the instructions for category A, on an EPA chemical-resistance category selection chart.

All mixers, loaders, applicators, flaggers, and other handlers must wear:

- protective eyewear (goggles, face shield and/or shielded safety glasses)
- long-sleeved shirt and long pants,
- shoes and socks,
- chemical-resistant gloves

- chemical-resistant apron when mixing or loading, cleaning up spills or equipment, or otherwise exposed to the concentrate.

See engineering controls for additional requirements.

### User Safety Requirements

Follow manufacturer's instructions for cleaning/maintaining PPE. If no such instructions for washables exist, use detergent and hot water. Keep and wash PPE separately from other laundry. Discard clothing and other absorbent materials that have been drenched or heavily contaminated with this product's concentrate. Do not reuse them.

### Engineering Control Statements

When handlers use enclosed cabs or aircraft in a manner that meets the requirements listed in the Worker Protection Standard (WPS) for agricultural pesticides [40 CFR 170.240(d)(4-6)], the handler PPE requirements may be reduced or modified as specified in the WPS. Pilots must use an enclosed cockpit that meets the requirements listed in the WPS for agricultural pesticides [40 CFR 170.240(d)(6)].

User Safety Recommendations	
<ul style="list-style-type: none"><li>• Users should wash hands before eating, drinking, chewing gum, using tobacco, or using the toilet.</li><li>• Users should remove clothing/PPE immediately if pesticide gets inside. Then wash thoroughly and put on clean clothing. If pesticide gets on skin, wash immediately with soap and water.</li><li>• Users should remove PPE immediately after handling this product. Wash the outside of gloves before removing. As soon as possible, wash thoroughly and change into clean clothing.</li></ul>	

First Aid	
<b>If in eyes:</b>	<ul style="list-style-type: none"><li>• Hold eye open and rinse slowly and gently with water for 15-20 minutes.</li><li>• Remove contact lenses, if present, after the first 5 minutes, then continue rinsing eye.</li><li>• Call a poison control center or doctor for treatment advice.</li></ul>
<b>If on skin or on clothing:</b>	<ul style="list-style-type: none"><li>• Take off contaminated clothing.</li><li>• Rinse skin immediately with plenty of water for 15-20 minutes.</li><li>• Call a poison control center or doctor for treatment advice.</li></ul>
<b>If swallowed:</b>	<ul style="list-style-type: none"><li>• Call a poison control center or doctor immediately for treatment advice.</li><li>• Have person sip a glass of water if able to swallow.</li><li>• Do not induce vomiting unless told to do so by the poison control center or doctor.</li><li>• Do not give anything by mouth to an unconscious person.</li></ul>
<b>If inhaled:</b>	<ul style="list-style-type: none"><li>• Move person to fresh air.</li><li>• If person is not breathing, call 911 or an ambulance, then give artificial respiration, preferably mouth-to-mouth if possible.</li><li>• Call a poison control center or doctor for treatment advice.</li></ul>
Have the product container or label with you when calling a poison control center or doctor or going for treatment. You may also contact 1-877-800-5556 for emergency medical treatment advice.	
<b>NOTE TO PHYSICIAN:</b> Probable mucosal damage may contraindicate the use of gastric lavage.	

### Environmental Hazards

This pesticide is toxic to fish and aquatic invertebrates. Do not apply directly to water, to areas where surface water is present, or to intertidal areas below the mean high water mark. Drift and runoff may be hazardous to aquatic organisms in water adjacent to treated areas. Do not contaminate water when disposing of equipment wash waters or rinsate.

This chemical has properties and characteristics associated with chemicals detected in groundwater. The use of this chemical in areas where soils are permeable, particularly where the water table is shallow, may result in groundwater contamination. Application around a cistern or well may result in contamination of drinking water or groundwater.

## MANTÉNGASE FUERA DEL ALCANCE DE LOS NIÑOS

USE ESTE PRODUCTO SOLAMENTE DE ACUERDO CON SU ETIQUETADO Y CON EL ESTÁNDAR PARA LA PROTECCIÓN DEL TRABAJADOR, 40 CFR Parte 170.



LEA PRIMERO LA ETIQUETA COMPLETA. CUMPLA TODAS LAS PRECAUCIONES Y SIGA CUIDADOSAMENTE LAS INSTRUCCIONES.

## DECLARACIONES PREVENTIVAS

### Riesgos para los seres humanos y animales domésticos

**PELIGRO:** Corrosivo. Causa daño ocular irreversible. Dañino si se ingiere, se inhala o se absorbe a través de la piel. No permita que caiga en ojos, piel o ropa. Evite respirar la niebla del aerosol.

### Equipo de protección personal (PPE, por sus siglas en inglés)

Un material que es resistente a las sustancias químicas de este producto es el caucho natural. Si desea conocer más opciones, consulte las instrucciones de la categoría A en la tabla de categorías de resistencia química de la Agencia de Protección Ambiental (EPA, por sus siglas en inglés).

Todas las personas que mezclen, carguen, abanderen, apliquen y manipulen el producto deben usar:

- protección ocular (gafas de seguridad, careta protectora y/o lentes protectores de seguridad)
- camisa de manga larga y pantalones largos,
- zapatos y calcetines,
- guantes resistentes a productos químicos
- delantal resistente a productos químicos al mezclar o cargar, limpiar derrames o equipos o exponerse de cualquier otro modo al concentrado.

Para obtener más información sobre los requisitos, consulte los controles de ingeniería.

### Requisitos de seguridad para los usuarios

Siga las instrucciones del fabricante para la limpieza y el mantenimiento del equipo de protección personal (PPE). En caso de que no existan dichas instrucciones de lavado, utilice detergente y agua caliente. Mantenga y lave el EPP separado de otra ropa para lavar. Deseche la ropa y otros materiales absorbentes que hayan sido empapados o muy contaminados con el concentrado de este producto. No la reutilice.

### Declaraciones de control de ingeniería

Cuando los manipuladores de este producto utilizan cabinas cerradas o aeronaves de conformidad con los requisitos estipulados en el Estándar para la Protección del Trabajador (WPS, según siglas en inglés) relativo a los pesticidas agrícolas [40 CFR 170.240 (d) (4-6)], es posible reducir o modificar los requisitos relativos al equipo protector personal del manipulador, según lo especificado en el WPS. Los pilotos deben estar en una cabina cerrada que cumpla con los requisitos definidos en el WPS para pesticidas agrícolas [40 CFR 170.240(d)(6)].

### Recomendaciones de seguridad para el usuario

- Los usuarios deben lavarse las manos antes de comer, beber, masticar chicle, consumir tabaco o ir al baño.
- Los usuarios deben quitarse la ropa y los EPP inmediatamente si les entra pesticida. Después deben lavarse cuidadosamente y ponerse ropa limpia. Si el pesticida entra en contacto con la piel, deben lavarse la zona afectada de inmediato con abundante agua y jabón.
- Los usuarios deben quitarse el equipo de protección personal inmediatamente después de manipular este producto. Deben lavar el exterior de los guantes antes de quitárselos. Deben lavarse bien y ponerse ropa limpia lo antes posible.

**NET CONTENTS:**

■ **30 GALLONS** (113.56 Liters)

■ **275 GALLONS** (1040.99 Liters)

■ **BULK**

Primeros auxilios	
<b>Si entra en contacto con los ojos:</b>	<ul style="list-style-type: none"><li>• Mantenga los ojos abiertos y enjuáguelos lenta y cuidadosamente con agua, durante 15 a 20 minutos.</li><li>• Si utiliza lentes de contacto, retírelos después de los primeros 5 minutos y luego continúe enjuagando los ojos.</li><li>• Llame al centro de control de envenenamientos o a un médico para que le aconsejen un tratamiento.</li></ul>
<b>Si entra en contacto con la piel o la ropa:</b>	<ul style="list-style-type: none"><li>• Quitese la ropa contaminada.</li><li>• Enjuague la piel inmediatamente con abundante agua de 15 a 20 minutos.</li><li>• Llame al centro de control de envenenamientos o a un médico para que le aconsejen un tratamiento.</li></ul>
<b>Si se ingiere:</b>	<ul style="list-style-type: none"><li>• Llame de inmediato a un centro de control de envenenamientos o a un médico para que le aconsejen un tratamiento.</li><li>• Si la persona puede tragar, haga que beba un vaso de agua lentamente.</li><li>• No induzca el vómito a menos que así se lo indique un centro de control de envenenamientos o un médico.</li><li>• No administre nada por boca a una persona que haya perdido el conocimiento.</li></ul>
<b>En caso de inhalación:</b>	<ul style="list-style-type: none"><li>• Mueva a la persona a un lugar con aire fresco.</li><li>• Si la persona no respira, llame al 911 o a una ambulancia y luego proporcione respiración artificial, preferiblemente boca a boca si es posible.</li><li>• Llame al centro de control de envenenamientos o a un médico para que le aconsejen un tratamiento.</li></ul>
Cuando llame a un centro de control de envenenamiento o a un médico, o intente obtener tratamiento, tenga a la mano el recipiente o la etiqueta del producto. También puede comunicarse al 1-877-800-5556 para obtener asesoramiento sobre tratamiento médico de emergencia.	
<b>NOTA PARA EL MÉDICO:</b> Es probable que existan lesiones de la mucosa que contraindiquen el uso del lavado gástrico.	

Riesgos ambientales

Este pesticida es tóxico para peces e invertebrados acuáticos. No aplique el producto directamente al agua, a zonas donde haya presencia de agua superficial ni a las zonas intermareales por debajo de la marca de pleamar media. La deriva y el escurrimiento pueden ser peligrosos para organismos acuáticos residentes en aguas contiguas a las superficies tratadas. No contamine el agua al desechos el agua de lavado o enjuague del equipo. Este producto químico tiene propiedades y características relacionadas con productos químicos detectados en aguas subterráneas. El uso de este producto químico en superficies con suelos permeables, en particular en donde la capa freática está a poca profundidad, puede contaminar las aguas subterráneas. La aplicación alrededor de una cisterna o un pozo puede causar la contaminación de agua potable o subterránea.

DIRECTIONS FOR USE

It is a violation of Federal law to use this product in a manner inconsistent with its labeling. El uso de este producto de una forma distinta de la indicada en su etiqueta constituye una infracción de la ley federal.

Do not apply this product in a way that will contact workers or other persons, either directly or through drift. Only protected handlers may be in the area during application. For any requirements specific to your State or Tribe, consult the agency responsible for pesticide regulation.

Agricultural Use Requirements
Use this product only in accordance with its labeling and with the Worker Protection Standard, 40 CFR part 170.
This standard contains requirements for the protection of agricultural workers on farms, forests, nurseries, and greenhouses, and handlers of agricultural pesticides. It contains requirements for training, decontamination, notification, and emergency assistance. It also contains specific instructions and exceptions pertaining to the statements on this label about personal protective equipment and restricted-entry interval. The requirements in this box only apply to uses of this product that are covered by the Worker Protection Standard.
Do not enter or allow worker entry into treated areas during the restricted-entry interval (REI) of 48 hours.
<i>(cont. on next column)</i>

Agricultural Use Requirements <i>(cont.)</i>
PPE required for early entry to treated areas that is permitted under the Worker Protection Standard and that involves contact with anything that has been treated, such as plants, soil, or water is: <ul style="list-style-type: none"><li>• coveralls,</li><li>• chemical-resistant gloves made of any water-proof material,</li><li>• shoes plus socks and</li><li>• protective eyewear.</li></ul>
<b>Non-Agricultural Use Requirements</b>
The requirements in this box apply to uses of this product that are NOT within the scope of the Worker Protection Standard for agricultural pesticides (40 CFR Part 170). The WPS applies when this product is used to produce agricultural plants on farms, forests, nurseries, or greenhouses.
Do not enter or allow people (or pets) to enter the treated area until sprays have dried.

1. Spray Equipment

Broadrange® 55 Herbicide consists of diethanolamine salt of 2,4-D especially formulated for low volume applications with aerial and ground equipment. This product must be applied in compliance with the pesticide regulations of the state in which application is made. Check with local authorities regarding regulations which may affect the application of this product. Do not apply this product through any type of irrigation system.

**AIRCRAFT SPECIFICATIONS (FIXED WING OR ROTARY WING):** Spray volumes ≥ 2 gallons per acre are recommended. Do not exceed 50 psi nozzle pressure and set pressure at no lower than 30 psi. Number of nozzles required to obtain desired volume per acre is dependent on swath width and speed of aircraft. Nozzles should be positioned between 0° to 45° from direction of flight for fixed wing. DO NOT APPLY THROUGH BECO-MIST NOZZLE SYSTEMS. See manufacturer's technical bulletin regarding nozzles and method of application specifications.

**GROUND APPLICATION:** Spray volumes ≥2 gallons per acre are recommended with conventional equipment. For uniform spray distribution: 1) Select the appropriate spray tip (flat fan, extended range flat fan, hollow cone, and air induction), 2) Space the nozzles correctly, 3) Use the range of spray pressures suggested by the equipment manufacturer for each nozzle tip, 4) Floodtip type nozzles are not recommended.

**PRECAUTION FOR PAINTS AND COATINGS OF AUTOMOBILES AND OTHER VEHICLES:** Undiluted spray droplets may damage the paint, coating, or finish of vehicles. Vehicles should not be sprayed. If accidental exposure does occur, then the vehicle should be washed before the spray droplets dry.

2. Weeds Controlled

Use Broadrange® 55 Herbicide to control many broadleaf weeds including:

PERENNIAL WEEDS		
Artichoke	Dogfennel	Rushes
Aster	Goldenrod	Sowthistle
Austrian fieldcress	Ground ivy	St. Johnswort
Bindweed	Healall	Stinging nettles
Blackeyed Susan	Hemlock	Strawberry (wild)
Blue lettuce	Ironweed	Tall buttercup
Canada thistle	Knapweed (Spotted Russian, Diffuse)	Tanweed
Catnip	Leafy spurge	Toad flax
Chicory	Locoweed	Vervains
Clover (many types)	Mugwort	Whitetop (Hoary cress)
Coffeeweed	Nettles	Wild garlic
Dandelion	Orange hawkweed	Wild onion
Docks	Povertyweed	Wild sweet potato
Dogbane		Yellow rocket

ANNUAL AND BIENNIAL WEEDS		
Beggarticks	Cocklebur	Groundsel
Bitterweed	Croton	Gumweed
Black medic	Devilsclaw	Henbit
Broomweed	Falseflax	Jewelweed
Bull thistle	Fleabane (Daisy)	Jimsonweed
Burdock	Flixweed	Jim Hill mustard (Tumble mustard)
Carpetweed	Frenchweed	Kochia*
Catchweed bedstraw	Galinsoga	
Cinquefoil	Goatsbeard	
Cockle	Goosefoot	

ANNUAL AND BIENNIAL WEEDS <i>(cont.)</i>		
Knotweed	Pepperweed	Sunflower
Lambsquarters	Pigweed (redroot)*	Tansy mustard
Lettuce (wild)	Plantain	Tansy ragwort
Mallow	Prickly lettuce*	Tumbleweed
Marestail (Horseweed)	Primrose	Tumble pigweed
Marshelder	Puncturevine	Velvetleaf
Marijuana	Radish (wild)	Vetch
Mediterranean sage	Ragweed	Wild carrot
Miners lettuce	Russian thistle*	Wild parsnip
Momingglory (annual)	Scotch thistle	Wild turnip
Musk thistle	Shepherd's purse	Witchweed
Mustard	Sneezeweed	Wormwood
Parsnip	Sow thistle (common)	Yellow starthistle
Pennycress	Spanish needles	

**\*Resistance Management:** Following many years of continuous use of this product or chemically related products, some of the weeds listed on this label have been reported to be not completely controlled by this product. Where partial control is known or suspected we recommend the use of this product in registered combinations with other registered herbicides that are not phenoxy herbicides.

ALSO CERTAIN 2,4-D SUSCEPTIBLE WOODY PLANTS SUCH AS:

Big sagebrush	Locust	Sagebrush
Buckbrush	Manzanita	Sand shinnery oak
Cedars	Macartney rose	Sumac
Chamise	Multiflora rose	Tropical soda apple
Cherokee rose	Pines	Tules (Bulrush)
Coastal sage	Poison ivy	Willow
Elderberry	Poison oak	
Hazel	Rabbitbrush	

To convert local recommendations into Broadrange 55 Herbicide use the following table:						
2,4-D acid equivalent(a.e.)	1 lb.	3/4 lb	1/2 lb.	3/8 lb.	1/4 lb.	1/8 lb.
Broadrange 55 Herbicide	1.6 pt.	1.2 pt.	0.8 pt.	0.6 pt.	0.4 pt.	0.2 pt.

3. Spray Drift Management

A variety of factors including weather conditions (e.g., wind direction, wind speed, temperature, relative humidity) and method of application (e.g., ground and aerial) can influence pesticide drift. The applicator must evaluate all factors and make appropriate adjustments when applying this product.

Droplet Size

When applying sprays that contain 2,4-D as the sole active ingredient, or when applying sprays that contain 2,4-D mixed with active ingredients that require a Coarse or coarser spray, apply only as a Coarse or coarser spray (ASABE standard 572) or a volume median diameter of 385 microns or greater for spinning atomizer nozzles. When applying sprays that contain 2,4-D mixed with other active ingredients that require a Medium or more fine spray, apply only as a Medium or coarser spray (ASABE standard 572) or a volume median diameter of 300 microns or greater for spinning atomizer nozzles.

Wind Speed

Do not apply at wind speeds greater than 15 mph. Only apply this product if the wind direction favors on-target deposition and there are not sensitive areas (including, but not limited to, bodies of water, known habitat for nontarget species, nontarget crops) within 250 feet downwind. If applying a Medium spray, leave one swath unsprayed at the downwind edge of the treated field.

Temperature Inversions

If applying at wind speeds less than 3 mph, the applicator must determine if: a) conditions of temperature inversion exist, or b) stable atmospheric conditions exist at or below nozzle height. Do not make applications into areas of temperature inversions or stable atmospheric conditions.

Susceptible Plants

Do not apply under circumstances where spray drift may occur to food, forage, or other plantings that might be damaged or crops thereof rendered unfit for sale, use or consumption. Susceptible crops include, but are not limited to, cotton, okra, flowers, grapes (in growing stage), fruit trees (foliage), soybeans (vegetative stage), ornamentals, sunflowers, tomatoes, beans, and other vegetables, or tobacco. Small amounts of spray drift that might not be visible may injure susceptible broadleaf plants.

Other State and Local Requirements

Applicators must follow all state and local pesticide drift requirements regarding application of 2,4-D herbicides. Where states have more stringent regulations, they must be observed.

Equipment

All aerial and ground application equipment must be properly maintained and calibrated using appropriate carriers or surrogates.

Additional requirements for ground boom application

Do not apply with a nozzle height greater than 4 feet above the crop canopy.

Additional requirements for aerial applications

The boom length must not exceed 75% of the wingspan or 90% of the rotor blade diameter. Release spray at the lowest height consistent with efficacy and flight safety. Do not release spray at a height greater than 10 feet above the crop canopy unless a greater height is required for aircraft safety. This requirement does not apply to forestry or rights-of-way applications. When applications are made with a crosswind, the swath will be displaced downwind. The applicator must compensate for this by adjusting the path of the aircraft upwind.

4. Spring and Winter Wheat, Barley, Rye, Oats, and Triticale

Broadcast Dosage Rates For Ground And Aerial Applications To Wheat, Barley, Oats, Rye, and Triticale		
Application Schedule	Normal Rates (usually safe to crops)	Higher rates for special situations' (more likely to injure crop)
Spring and winter wheat, barley, rye, triticale	0.19 to 1.5 pints/A	1.5 to 2.0 pints/A
Oats	0.38 to 0.75 pint/A	0.75 to 1.5 pints/A
Preharvest (hard dough stage) wheat, barley, oats, rye <sup>2</sup>	0.75 to 0.8 pint/A	—
<sup>1</sup> The higher rates may be needed to handle difficult weed problems in certain areas such as dry conditions, especially in areas west of the Mississippi River. However, do not use unless possible crop injury will be acceptable. Consult your Wilbur-Ellis Field Crop Consultant, State Agricultural Experiment Station, or Extension Service Weed Specialist for recommendations appropriate for local conditions.		
<sup>2</sup> Apply after the hard dough stage (wheat) by air or ground equipment to suppress perennial weeds and control tall weeds such as bindweed, cocklebur, dogbane, jimsonweed, ragweed, sunflower, velvetleaf and vines that interfere with harvesting.		

Limitations on 2,4-D for use on cereal grains (wheat, barley, oats, rye, and triticale)				
Application Schedule	Maximum Rate per Application	Maximum Number of Applications per Year	Minimum Spray Volume	Preharvest Interval (PHI)
Post Emergent	2.0 pints/A (1.25 lb. 2,4-D ae/A)	1	2 gal./A	14 Days
Preharvest	0.8 pint/A (0.5 lb. 2,4-D ae/A)	1	2 gal./A	14 Days
ae = Acid Equivalent. Do not exceed the maximum seasonal rate of 2.8 pints (1.75 lb 2,4-D ae) per acre per season.				

Spray when the crop is in the full tiller stage (usually 4 to 8 inches tall) and before the boot stage. Do not apply before the full tiller stage of the crop. Do not apply from the boot stage of the crop to the dough stage of the grain. For annual and biennial broadleaf weeds, use the lower to mid range of the dosage rates. For perennial broadleaf weeds, use the mid to higher range of the dosage rates. Consult your Wilbur-Ellis Field Crop Consultant, State Agricultural Experiment Station, or Extension Service Weed Specialist for recommendations appropriate for local conditions.

**EMERGENCY WEED CONTROL OF PERENNIAL BROADLEAF WEEDS IN SPRING AND WINTER WHEAT:** Apply when the weeds are approaching the bud stage, but do not spray from the boot stage of the crop to the dough stage of the grain. Apply 1.5 pints of product per acre. This application rate can result in wheat injury. Balance the severity of the weed problem with the potential of crop injury. Spot treatments are suggested for sparse or scattered infestations of perennial broadleaf weeds.

**PREHARVEST TREATMENT:** Broadcast or spot treatments of Broadrange 55 Herbicide will suppress or control broadleaf weeds that interfere with harvest. Apply 0.8 pints of product per acre when the grains are in the hard dough stage, and the color is gone from the nodes of the stems of the cereals. Best results are obtained when the soil moisture is adequate to provide active weed growth.

**OATS:** Oats are less tolerant to 2,4-D than wheat or barley. Apply 0.38 to 1.5 pints of product per acre after full tillering but before the boot stage of oats. Difficult to control broadleaf weeds may require the higher dosage rate for the maximum control, but crop injury may result. Do not spray during or immediately following cold weather.

**TANK MIXTURES FOR SPRING WHEAT, WINTER WHEAT, AND BARLEY:** Broadrange 55 Herbicide may be applied in combination with one or more of, but not limited to, the following herbicides for improved control of broadleaf weeds. These tank mixtures must be used according to the most restrictive label limitations and precautions. Do not exceed any dosage rates. Follow the labeling of each companion product for precautionary statements, directions for use, dosage rates, and application schedules. Tank mixture recommendations are for use only in states where the companion products are registered. In addition, certain states or geographic regions may have established dosage rate limitations. Always refer to the labeling of each companion product regarding maximum use rates, crop rotations, and other restrictions.

Product	Active Ingredient	Formulation
Ally®	metsulfuron-methyl	60 DF
Amber®	triasulfuron	75 DF
Banvel® Herbicide or other 4 lb/gal Dicamba product	dicamba	4 lb./gal.
Express®	thifensulfuron + tribenuron-methyl	75 DF
Finesse®	chlorosulfuron + metsulfuron-methyl	75 DF
Glean®	chlorosulfuron	75 DF
Harmony Extra®	thifensulfuron + tribenuron-methyl	75 DF
Herbicides with the same active ingredient and/or different formulations may be used.		

5. Corn

(This product is intended only for field corn used for grain, fodder, or silage.)

Broadcast Dosage Rates For Ground And Aerial Applications To Corn		
Application Schedule	Normal Rates (usually safe to crops)	Higher rates for special situations (more likely to injure crop) <sup>1</sup>
Preplant or Preemergence	1.5 to 1.6 pints/A	—
Post-emergence (up to 8 inches tall)	0.38 to 0.75 pint/A	—
Post-emergence (8 inches to tasseling) (use only directed spray)	0.75 pint/A	0.75 to 1.9 pints/A
Preharvest <sup>2</sup>	0.75 to 1.5 pints/A	1.5 to 1.9 pints/A
Corn hybrids vary in tolerance to 2,4-D; some are easily injured. Before spraying, obtain information on 2,4-D tolerance of specific hybrids and spray only those known to be tolerant to 2,4-D injury. If plants are more than 8 inches tall, use directed spray and keep off corn and sorghum foliage.		
<sup>1</sup> The higher rates may be needed to handle difficult weed problems in certain areas such as dry conditions, especially in areas west of the Mississippi River. However, do not use unless possible crop injury will be acceptable. Consult your Wilbur-Ellis Field Crop Consultant, State Agricultural Experiment Station, or Extension Service Weed Specialist for recommendations appropriate for local conditions.		
<sup>2</sup> Apply after the hard dough or dent stage by air or ground equipment to suppress perennial weeds and control tall weeds such as bindweed, cocklebur, dogbane, jimsonweed, ragweed, sunflower, velvetleaf and vines that interfere with harvesting.		

Limitations on 2,4-D for use on corn					
Application Schedule	Maximum Rate per Application	Maximum Number of Applications per Year	Minimum Spray Volume	Pregrazing Interval	Preharvest Interval (PHI)
Preplant or Preemergent	1.6 pints/A (1.0 lb. 2,4-D ae/A)	1	2 gal./A	NA	NA
Postemergent	0.75 pint/A (0.47 lb. 2,4-D ae/A)	1	2 gal./A	7 Days	7 Days
Preharvest	1.9 pints/A (1.2 lb. 2,4-D ae/A)	1	2 gal./A	7 Days	7 Days
ae = Acid Equivalent. Do not exceed the maximum seasonal rate of 3.85 pints (2.7 lb. 2,4-D ae) per acre per season. Do not use treated crop as fodder for 7 days following application. Do not harvest for grain for 7 days following application.					

**PREPLANT APPLICATIONS FOR NO-TILLAGE AND REDUCED TILLAGE CORN:** Broadrange 55 Herbicide may be applied prior to planting corn with conservation tillage systems. In no-tillage or reduced tillage systems where corn is planted in previous crop residues, established sod, stale seedbeds, or broadleaf cover crops, Broadrange 55 Herbicide will control susceptible broadleaf weeds and certain cover crops. Broadrange 55 Herbicide will not control unemerged broadleaf weeds and may not control the regrowth of certain perennial weeds.

To control emerged and actively growing broadleaf weeds, apply 1.5 pints of product per acre with spray volumes of ≥ 2 gallons per acre with ground equipment prior to planting. For less susceptible weeds, tank mixtures are recommended.

To control established legume sod (alfalfa and red clover) or legume cover crops, apply 1.5 pints of product per acre with spray volumes of ≥ 2 gallons per acre with ground equipment. Allow 4 to 6 inches of growth for alfalfa and red clover prior to the herbicide application. For improved control of these legumes, Banvel® Herbicide or Clarity™ Herbicide or other dicamba product tank mixtures are recommended.

**TANK MIXTURES FOR PREPLANT APPLICATIONS FOR NO-TILLAGE AND REDUCED TILLAGE CORN:** Broadrange 55 Herbicide may be applied in combination with one or more of the following herbicides for improved control of broadleaf weeds. These tank mixtures must be used according to the most restrictive label limitations and precautions. Do not exceed any dosage rates. Follow the labeling of each companion product for precautionary statements, directions for use, dosage rates, and application schedules. Tank mixture recommendations are for use only in states where the companion products and application site are registered. In addition, certain states or geographic regions may have established dosage rate limitations. Consult your Wilbur-Ellis Field Crop Consultant, State Agricultural Experiment Station, or Extension Service Weed Specialist for recommendations appropriate for local conditions.

This product may be tank mixed with these herbicides for preplant applications for corn with conservation tillage systems:	
Common Name	Trade Names
Atrazine	AAtrex® Nine-O®
Atrazine and Dicamba	Marksman® Herbicide
Atrazine and Metolachlor	Bicep® 6L Herbicide
Dicamba	Banvel® Herbicide Clarity® Herbicide
Glyphosate	Roundup® Herbicide
Metolachlor	Dual® Herbicide

**MIXING INSTRUCTIONS FOR FERTILIZER/HERBICIDE COMBINATIONS FOR CORN:** Broadrange 55 Herbicide can be tank mixed with fluid fertilizers. Fertilizer solutions and fertilizer suspensions will vary in density, viscosity, and nutrient analysis and will react differently than water in tank mixture combinations. Because manufacturers may change formulations, the compatibility of tank mixture combinations needs to be verified on a small scale before the tank mixtures are prepared for field applications. ALWAYS CONDUCT A “JAR TEST” FOR COMPATIBILITY BEFORE PREPARING TANK MIXTURES.

The “jar test” can be conducted by mixing all components in a small container in proportionate quantities. If the mixture separates after standing and can be mixed readily by shaking, then the mixture can be used and applied with spray equipment providing continuous agitation. If large flakes, sludges, gels or other precipitates form, or if a separate oily layer or oil globules appear, then the herbicide and the liquid fertilizer should not be prepared as a tank mixture.

**ALWAYS PREMIX BROADRANGE 55 HERBICIDE WITH WATER BEFORE ADDING TO FLUID FERTILIZERS.** For liquid nitrogen solutions such as U.A.N., use a premix of 1 part of Broadrange 55 Herbicide with 4 parts of water or use a premix with a 1:4 ratio of product to water. For other fluid fertilizers such as suspensions, use a premix of 1 part of Broadrange 55 Herbicide with 50 to 60 parts of water.

Use fluid fertilizers at rates and application schedules that are recommended by the agricultural extension service specialist or fertilizer suppliers. Use the application schedules and the dosage rates of Broadrange 55 Herbicide for corn production.

**PREEMERGENCE:** Apply to soil after planting but before corn emerges.

**EMERGENCE:** Apply just as corn plants are breaking ground.

**EARLY POST-EMERGENCE:** Corn height up to 8 inches, or from the spike stage until 5-leaf corn, or up to 3 weeks after emergence. Apply 0.38 to 0.75 pints of Broadrange 55 Herbicide per acre as a broadcast treatment. Injury to corn is most likely to occur if applied when corn is growing rapidly under high temperature and high soil moisture conditions. In such situations, use the broadcast rate of 0.38 pint per acre. Delay cultivation for 8 to 10 days after application to allow the corn to overcome any temporary brittleness.

**LATE POST-EMERGENCE:** Corn height greater than 8 inches, or from 6-leaf corn until tasseling, or later than 3 weeks after emergence. Use nozzle extensions or drop nozzles for a directed spray to the “inter-row” areas only (See Diagram 1). Ensure uniform coverage of target weeds. Direct the spray beneath the corn canopy away from base of the corn plants. Minimize the coverage of the corn leaves and avoid spray deposits in the whorl. Do not apply from tasseling to the hard dough or denting stage.

Diagram 1: Spray pattern of an even spray nozzle for inter-row applications.



The broadcast dosage rates must be adjusted for this “inter-row” application. Specifically, multiply the broadcast dosage rate times the fraction of the row width covered by the spray pattern. Or, use the formulas below to compute the proper dosage rate and spray volumes for this inter-row method of application.

Dosage Rates per Treated Acre	=	$\frac{\text{Spray band width, inches}}{\text{Row width, inches}}$	x	Broadcast Dosage Rate per Acre
Spray Volume per Treated Acre	=	$\frac{\text{Spray band width, inches}}{\text{Row width, inches}}$	x	Broadcast Spray Volume per Acre

**TANK MIXTURES FOR EARLY POST-EMERGENCE AND LATE POST-EMERGENCE APPLICATIONS TO CORN:** Broadrange 55 Herbicide may be applied in combination with one or more of the following herbicides for improved control of broadleaf weeds. These tank mixtures must be used according to the most restrictive label limitations and precautions. Do not exceed any dosage rates. Follow the labeling of each companion product for precautionary statements, directions for use, dosage rates, and application schedules. Tank mixture recommendations are for use only in states where the companion products and application site are registered.

Product Name	Early Post-Emergent Applications	Late Post-Emergent Applications
	Rate per Application	Rate per Application
Broadrange 55 Herbicide plus Banvel® Herbicide or other 4 lb/gal Dicamba Product	Not recommended	0.19 pint/A (0.12 lb. 2,4-D ae/A)
	Not recommended	0.5 pint/A (0.25 lb. dicamba ae/A)

(cont. on next column)

Product Name	Early Post-Emergent Applications	Late Post-Emergent Applications
	Rate per Application	Rate per Application
Broadrange 55 Herbicide plus Buctril® Brand Herbicide or other 2 lb/gal Bromoxynil Product	0.10 to 0.38 pint/A (0.06 to 0.25 lb. 2,4-D ae/A)	0.19 to 0.38 pint/A (0.12 to 0.25 lb. 2,4-D ae/A)
	1 pint/A (0.25 lb. bromoxynil ae/A)	1.5 pints/A (0.38 lb. bromoxynil ae/A)
ae = Acid Equivalent.		

**PREHARVEST:** After the hard dough or denting stage, apply 0.75 to 1.9 pints of Broadrange 55 Herbicide as a broadcast treatment with air or ground equipment. High dosage rates (1.1 to 1.9 pints of product per acre) are recommended to suppress bindweed, cocklebur, dogbane, sunflower, and velvetleaf that may interfere with harvesting.

**NOTE FOR ALL APPLICATION SCHEDULES:** Hybrids vary in tolerance to 2,4-D. Some are easily injured. Spray only hybrids known to be tolerant to 2,4-D. Consult the seed company or your Wilbur-Ellis Field Crop Consultant, State Agricultural Experiment Station, or Extension Service Weed Specialist for recommendations appropriate for local conditions. Follow all directions carefully and ensure proper sprayer calibration.

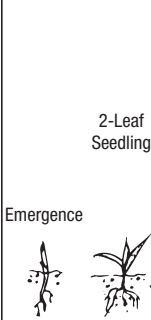
6. Grain Sorghum (Milo)

Broadcast Dosage Rates For Ground And Aerial Applications To Sorghum (Milo)		
Application Schedule	Normal Rates (usually safe to crops)	Higher rates for special situations (more likely to injure crop) <sup>1</sup>
Post-emergence (up to 8 inches tall)	0.5 to 0.75 pint/A	
Post-emergence (8 to 15 inches tall) (use only directed spray)	0.75 pint/A	0.75 to 1.5 pints/A
Sorghum hybrids vary in tolerance to 2,4-D: some are easily injured. Before spraying, obtain information on 2,4-D tolerance of specific hybrids and spray only those known to be tolerant to 2,4-D injury. If plants are more than 8 inches tall, use directed spray and keep off sorghum foliage.		
<sup>1</sup> The higher rates may be needed to handle difficult weed problems in certain areas such as dry conditions, especially in areas west of the Mississippi River. However, do not use unless possible crop injury will be acceptable. Consult your Wilbur-Ellis Field Crop Consultant, State Agricultural Experiment Station, or Extension Service Weed Specialist for recommendations appropriate for local conditions.		

Limitations on 2,4-D use on grain sorghum				
Application Schedule	Maximum Rate per Application	Maximum Number of Applications per Year	Minimum Spray Volume	Preharvest Interval (PHI)
Postemergent	1.5 pint/A (0.94 lb. 2,4-D ae/A)	1	2 gal./A	30 Days
ae = Acid Equivalent. Do not exceed the maximum seasonal rate of 1.5 pints (0.94 lb. 2,4-D ae) per acre per season. Do not harvest grain for 30 days following application. Do not permit meat or dairy animals to consume treated crop as fodder or forage for 30 days following application.				
Only 1 post-emerg application per crop cycle is permitted. Do not exceed a maximum rate of 1.5 pints (0.94 lb 2,4-D ae) per acre for a single application.				

**POST-EMERGENT APPLICATIONS FOR GRAIN SORGHUM (MILO):** Post-emergent applications of Broadrange 55 Herbicide are recommended during the 4-leaf stage up to the boot stage of the grain sorghum. Broadcast applications are recommended for the 4 to 6-leaf stage of grain sorghum or approximately 14 to 21 days after emergence. Only directed sprays to the inter-rows are recommended for the 6-leaf stage until the boot stage of the grain sorghum or approximately 21 to 50 days after emergence.

Application Schedules for Grain Sorghum (Milo).

Avoid Spraying	Best Application Window		Avoid Spraying	
	Early Post-Emergence	Late Post-Emergence	Soft Dough	
	14	21	50	
	4	8	12	
	Broadcast		Drop nozzles only	
	Types of Application			

**EARLY POST-EMERGENCE:** GRAIN SORGHUM HEIGHT OF 4 TO 8 INCHES, OR FROM 4-LEAF UNTIL 6-LEAF GRAIN SORGHUM, OR APPROXIMATELY 14 TO 21 DAYS AFTER EMERGENCE. Apply 0.5 to 0.75 pint of Broadrange 55 Herbicide per acre as a broadcast treatment. Temporary crop injury can be expected under conditions of high soil moisture and high air temperature. If it is necessary to apply under these conditions, use no more than 0.5 pints of product per acre.

**LATE POST-EMERGENCE:** GRAIN SORGHUM HEIGHT GREATER THAN 8 INCHES, OR FROM 6-LEAF STAGE UNTIL BOOT STAGE OF GRAIN SORGHUM, OR APPROXIMATELY 21 TO 50 DAYS AFTER EMERGENCE. Use nozzle extensions or drop nozzles for a directed spray to the “inter-row” areas only. (See Diagram 1 shown in the instructions for corn.) Ensure uniform coverage of target weeds. Direct the spray beneath the sorghum canopy away from base of the grain sorghum plants. Minimize the coverage of the grain sorghum leaves and avoid spray deposits in the whorl. Do not apply after the boot stage of grain sorghum.

The broadcast dosage rates must be adjusted for this “inter-row” application. Specifically, multiply the broadcast dosage rate times the fraction of the row width covered by the spray pattern. Or, use the formulas below to compute the proper dosage rate and spray volumes for this inter-row method of application.

Dosage Rates per Treated Acre	=	$\frac{\text{Spray band width, inches}}{\text{Row width, inches}}$	x	Broadcast Dosage Rate per Acre
Spray Volume per Treated Acre	=	$\frac{\text{Spray band width, inches}}{\text{Row width, inches}}$	x	Broadcast Spray Volume per Acre

**GRAIN SORGHUM TANK MIXTURES FOR EARLY POST-EMERGENCE AND LATE POST-EMERGENCE APPLICATIONS:** Broadrange 55 Herbicide may be applied in combination with one or more of the following herbicides for improved control of broadleaf weeds. These tank mixtures must be used according to the most restrictive label limitations and precautions. Do not exceed any dosage rates. Follow the labeling of each companion product for precautionary statements, use directions, dosage rates, and application schedules. Tank mixture recommendations are for use only in states where the companion products and application site are registered.

Product Name	Early Post-Emergent Applications	Late Post-Emergent Applications
	Rate per Application	Rate per Application
Broadrange 55 Herbicide plus Banvel® Herbicide or other 4 lb/gal Dicamba Product	0.19 to 0.38 pint/A (0.12 to 0.25 lb. 2,4-D ae/A)	Not recommended
	0.5 pint/A (0.25 lb. dicamba ae/A)	Not recommended

(cont. on next page)

Product Name	Early Post-Emergent Applications	Late Post-Emergent Applications
	Rate per Application	Rate per Application
Broadrange 55 Herbicide plus Buctril® Brand Herbicide or other 2 lb/gal Bromoxynil Product	0.10 to 0.38 pint/A (0.06 to 0.25 lb. 2,4-D ae/A)	0.19 to 0.38 pint/A (0.12 to 0.25 lb. 2,4-D ae/A)
	1 pint/A (0.25 lb. bromoxynil ae/A	1.5 pints/A (0.38 lb. bromoxynil ae/A)
ae = Acid Equivalent.		

**NOTE FOR ALL APPLICATION SCHEDULES:** Hybrids vary in tolerance to 2,4-D. Some are easily injured. Spray only hybrids known to be tolerant to 2,4-D. Consult the seed company or your Wilbur-Ellis Field Crop Consultant, State Agricultural Experiment Station, or Extension Service Weed Specialist for recommendations appropriate for local conditions.

7. Soybeans (Preplant Only)

Broadrange 55 Herbicide is a diethanolamine salt of 2,4-D that provides post-emergent control of many susceptible annual and perennial broadleaf weeds. Broadrange 55 Herbicide may be applied prior to planting soybeans to provide foliar burndown control of susceptible annual and perennial broadleaf weeds and certain broadleaf cover crops such as those listed on this label. Broadrange 55 Herbicide should only be applied preplant to soybeans in situations such as reduced tillage production systems, where emerged weeds are present. Apply only according to the application instructions given below.

**MIXING INSTRUCTIONS:** Mix Broadrange 55 Herbicide only with water, unless otherwise directed on this label. Compatible crop oil concentrates, agricultural surfactants and fluid fertilizers approved for use on growing crops may increase the herbicidal effectiveness of 2,4-D on certain weeds and may be added to the spray tank. It is recommended that additives be certified by the Council of Producers and Distributors of Agrotechnology (CPDA). Read and follow all directions and precautions on this label and on all labels of adjuvants or fertilizers mixed with this product.

**APPLICATION PROCEDURES:** Apply using air or ground equipment in sufficient gallonage to obtain adequate coverage of weeds. Use 2 or more gallons of water per acre in aerial equipment and in ground equipment.

Limitations on 2,4-D applications (single and sequential) to soybeans				
Application Schedule - Preplant	Maximum Rate per Application	Maximum Number of Applications per Year	Minimum Spray Volume	Planting Interval before planting Soybeans
Single Application	0.8 pint/A (0.5 lb. 2,4-D ae/A)	1	2 gal./A	15 Days
Two or Sequential Applications	0.8 pint/A (0.5 lb. 2,4-D ae/A)	2	2 gal./A	30 Days
Single Application	1.6 pints/A (1.0 lb. 2,4-D ae/A)	1	2 gal./A	30 Days
ae = Acid Equivalent. Do not exceed the maximum seasonal rate of 1.6 pints (1.0 lb 2,4-D ae) per acre per season.				

WEEDS CONTROLLED

Alfalfa*	Eveningprimrose, cutleaf	Purslane, common
Bindweed*	Garlic, wild*	Ragweed, common
Bullnettle	Horseweed or Marestail	Ragweed, giant
Bittercress, smallflowered	Ironweed	Shepherd's purse
Buttercup, smallflowered	Lambsquarters, common	Smartweed, Pennsylvania
Carolina geranium	Lettuce, prickly	Sowthistle, annual
Cinquefoil, common	Morningglory, annual	Speedwell
and rough	Mousetail	Thistle, Canada*
Clover, red*	Mustard, wild	Thistle, bull
Cocklebur, common	Onion, wild*	Velvetleaf
Dandelion	Pennycress, field	Vetch, hairy*
Dock, curly*	Plantain	Virginia copperleaf

\*These species are only partially controlled.

In general, weeds should be small, actively growing and free of stress caused by extremes in climatic conditions, diseases, or insect damage at the time of treatment. The response of individual weed species to Broadrange 55 Herbicide is variable. Consult your Wilbur-Ellis Field Crop Consultant, State Agricultural Experiment Station, or Extension Service Weed Specialist for recommendations appropriate for local conditions.

APPLICATION RESTRICTIONS AND PRECAUTIONS FOR SOYBEANS (PREPLANT):

**IMPORTANT NOTICE:** Unacceptable injury to soybeans planted in fields previously treated with Broadrange 55 Herbicide may occur. Whether or not soybean injury occurs and the extent of the injury will depend on weather (temperature and rainfall) from herbicide application until soybean emergence and agronomic factors such as the amount of weed vegetation and previous crop residue present. Injury is more likely under cool rainy conditions and where there is less weed vegetation and crop residue present.

In fields previously treated with 2,4-D, plant soybean seed as deep as practical or at least 1.5 to 2.0 inches deep. Adjust the press wheel of the planter, if necessary, to ensure that planted seed is completely covered.

8. Rice (Do not use in California)

Broadcast Dosage Rates For Ground And Aerial Applications To Rice		
Application Schedule	Normal Rates (usually safe to crops)	Higher rates for special situations (more likely to injure crop)'
Post emergence	0.75 to 1.9 pints/A	1.5 to 2.25 pints/A
'The higher rates may be needed to handle difficult weed problems. However, do not use unless possible crop injury will be acceptable. Consult your Wilbur-Ellis Field Crop Consultant, State Agricultural Experiment Station, or Extension Service Weed Specialist for recommendations appropriate for local conditions.		
NOTE: Some rice varieties under certain circumstances can be injured by 2,4-D. Therefore, before spraying, consult your Wilbur-Ellis Field Crop Consultant, State Agricultural Experiment Station, or Extension Service Weed Specialist for recommendations appropriate for local conditions.		

Limitations of 2,4-D for use on rice.				
Application schedule	Maximum Rate per Application	Maximum Number of Applications per Year	Minimum Spray Volume	Preharvest Interval (PHI)
Post emergent	2.25 pints/A (1.4 lb. 2,4-D ae/A)	1	2 gal./A	60 days
Do not exceed the maximum seasonal rate of 2.25 pints (1.4 lbs. of 2,4-D ae) per acre per use season. Do not harvest within 60 days of the application.				

Apply in the late tillering stage of rice development, at the time of first joint development (first to second green ring), usually 6 to 9 weeks after emergence. Do not apply after panicle initiation, after rice internodes exceed 1/2 inch, at early seeding, early panicle, boot, flowering, or early heading growth stages.

9. Sugarcane

Broadcast Dosage Rates For Ground And Aerial Applications To Sugarcane	
Application Schedule	Normal Rates (usually safe to crops)
Preemergent	1.5 to 3.0 pints/A
Post emergent	1.5 to 3.0 pints/A

Limitations of 2,4-D for applications to sugarcane.				
Application schedule	Maximum Rate per Application	Maximum Number of Applications per Year	Minimum Spray Volume	Preharvest Interval (PHI)
Preemergent	3 Pints/A (1.8 lb. 2,4-D ae/A)	1	2	Harvest at crop maturity
Post emergent	3 Pints/A (1.8 lb. 2,4-D ae/A)	1	2	Harvest at crop maturity
Do not exceed the maximum seasonal rate of 6 pints of product or 3.6 lbs. of 2,4-D acid equivalent per acre per season. Do not harvest cane prior to crop maturity.				

Use up to 2 applications per year in accordance with State recommendations.

10. Fallow Land and Crop Stubble (crop stubble on idle land, or postharvest to crops, or between crops)

**Annual weeds:** Use 1.5 to 3.0 pints of product per acre. Apply when weeds are actively growing.

**Perennial weeds:** Use 3.0 to 3.2 pints of product per acre on weeds such as Canada thistle (apply in late bud or early bloom), field bindweed (50% or greater bloom) and other perennial weeds listed.

Limitations on 2,4-D for use on fallow land (crop stubble on idle land, or post harvest applications to crops, or applications between crops).					
Application Schedule	Maximum Rate per Application	Maximum Number of Applications per Year	Minimum Interval Between Applications	Planting Interval for Crops Named as Use Sites on this Label	Planting Interval for Other Crops
Postemergent	3.2 pints/A (2.0 lb. 2,4-D ae/A)	2	30 Days	29 Days	30 Days
ae = Acid Equivalent. Do not exceed the maximum seasonal rate of 6.4 pints (4.0 lb 2,4-D ae) per acre per season. Within 29 days of application, plant only those crops named as use sites on this or other registered 2,4-D products. Labeled crops may be at risk for crop injury or loss when planted too soon after application especially in the first 14 days after application.					

**TANK MIXTURES FOR FALLOW:** Broadrange 55 Herbicide can be applied as a tank mixture with Banvel® Herbicide or other 4 lb/gal dicamba product and Roundup® Herbicide to broaden the spectrum of weed control. In order to assure maximum safety and weed control follow all precautions and limitations on this label and the labels of products used in tank mixtures with Broadrange 55 Herbicide.

Fallow:	
PRODUCTS	RATES
Broadrange 55 Herbicide + Banvel® Herbicide or other 4 lb/gal Dicamba Product	2.25 pints/A + 1 pint/A
Broadrange 55 Herbicide + Roundup® Herbicide	0.75 to 1.5 pints/A + 0.5 to 1 pint/A

11. Grass Seed Crops

Use 0.75 to 3.0 pints of product per acre in spring or fall to control broadleaf weeds in grass being grown for seed. Do not apply from early boot to the milk stage. Spray grass seedlings only after the 5-leaf stage, using 0.57 to 0.75 pint of product per acre to control small seedling weeds. After the grass is well established, higher rates of up to 3.0 pints can be used to control hard-to-kill annual or perennial weeds. For best results, apply when soil moisture is adequate for good growth. Note: Do not use on bentgrass unless grass injury can be tolerated.

Limitations on 2,4-D applications to grass seed crops.					
Use Site	Maximum Rate per Application	Maximum Number of Applications per Year	Minimum Interval Between Applications	Minimum Spray Volume	Preharvest Interval (PHI)
Grass Seed Crops	3.0 pints/A (1.9 lb. 2,4-D ae/A)	2	21 Days	2 gal./A	7 Days
ae = Acid Equivalent. Do not exceed the maximum seasonal rate of 6.0 pints (3.8 lb 2,4-D ae) per acre per season, excluding spot treatments. Do not cut forage for hay/straw within 7 days of application.					

12. Conservation Reserve Programs (CRP)

Broadrange 55 Herbicide may be applied post emergence to newly seeded and established grasses grown in Conservation Reserve Program (CRP) acres. Treatments of Broadrange 55 Herbicide may injure or kill legumes including alfalfa, clovers, lespedezas, sweet clover, trefoils and vetches. Also, treatments of this product may be injurious and may reduce the seedling growth of buffalograss, bentgrass, kleingrass, sideoats grama, and switchgrass. See the limitations of 2,4-D for pasture and rangeland section for pre-harvest intervals.

**NEWLY SEEDED AREAS (Applications after the 5 to 6-leaf stage of grass seedlings.):** Broadrange 55 Herbicide may be applied to newly seeded perennial grasses or to the newly seeded grasses grown with a companion/cover crop such as small grains. Post-emergent

applications of this product are recommended only after the 5 to 6-leaf stage of the grass seedlings. Or, do not apply this product prior to the beginning of tillering of the perennial grass seedlings. Perennial grasses have shown tolerance to this product when the grass seedlings have tillered and have developed an adequate secondary root system.

Apply 0.57 to 0.75 pint of Broadrange 55 Herbicide as a broadcast treatment to control annual broadleaf weeds. Biennial and perennial weeds may require follow-up or sequential treatments.

**ESTABLISHED PERENNIAL GRASS STANDS:** Established grass stands are defined as perennial grasses that have been planted one or more seasons before the application of this product. Application rates and schedules are presented below:

ESTABLISHED GRASSES OF CONSERVATION RESERVE PROGRAM		
Weed Types	Broadcast Application Rate	When to Apply
Annual Broadleaf	0.57 to 0.75 pint/A (0.38 to 0.5 lb. 2,4-D ae/A)	Spring or fall during active growth.
Biennial	1.5 to 3.0 pints/A (1.0 to 2.0 lb. 2,4-D ae/A)	Spring or fall during seedling to rosette stage.
Perennial	1.5 to 3.0 pints/A (1.0 to 2.0 lb. 2,4-D ae/A)	Spring or fall during bud to bloom stage.
Note: Use the higher rate within the range specified for tall vegetation, dense canopies, weeds beyond the suggested growth stage, or during adverse conditions. The maximum number of broadcast applications is limited to 2 per year with a 30-day application interval. The maximum application rate is 3.0 pints of product per acre per application (2.0 lb 2,4-D ae per acre per application). The maximum seasonal rate is 6.0 pints of product per acre (4.0 lb 2,4-D ae per acre) excluding spot treatments.		

For program lands such as the Conservation Reserve Program, consult program rules to determine whether grass or hay may be used. The more restrictive requirements of the program rules or this labeling must be followed. If grass is to be cut for hay, Agricultural Use Requirements for the Worker Protection Standard are applicable. The pre-harvest interval (PHI) is 7 days (cut forage for hay).

**13. Noncropland including fencerows, hedgerows, roadsides, drainage ditchbanks, firebreaks, highway rights-of-way, utility rights-of-way, airports/airfields, vacant lots and industrial sites.**

Applications to non-cropland areas are not applicable to treatment of commercial timber or other plants being grown for sale or other commercial use, or for commercial seed production, or for research purposes.

**HIGH VOLUME:** Dosage rates per acre depend on the density of brush and/or weeds. For small broadleaf weeds, use the lower rate. Heavy dense stands of brush require the high rate with higher water volume.

To effectively control brush, all leaves, stems and suckers should be thoroughly wetted to the ground. Apply when plants come into full leaf (spring) to the time plants begin to go dormant. Best results are obtained when brush and broadleaf weeds are young and actively growing. Do not cut brush until the herbicide has translocated throughout the plant causing root death.

**Broadcast applications to annual and perennial weeds:** Apply to emerged weeds. For best results, treat when weeds are young and actively growing. Minimum spray volume: Use 2 or more gallons of spray solution per acre.

Application schedule	Maximum Rate per Application	Maximum Number of Applications per Year	Minimum Interval Between Applications	Minimum Spray Volume
Broadcast	3.2 pints/A (2.0 lb. 2,4-D ae/A)	2	30 Days	2 gal./A

**Broadcast applications to woody plants:** Apply to trees and brush when foliage is fully expanded and plants are actively growing. Up to 0.8 gallon of product per acre (4.0 lbs. acid equivalent per acre) may be applied in a single application to wooded areas or stands of trees, brush and woody plants. The maximum noncropland application rate for tree, brush and woody plant control is 0.8 gallon of product per acre per application per site.

Target species	Application schedule	Maximum Rate per Application	Maximum Number of Applications per Year	Minimum Interval Between Applications
Woody plants	Broadcast and high volume foliar	0.8 gal./A (4.0 lb 2,4-D ae/A)	1	N/A

**High volume foliar applications (100 to 400 gallons per acre):** Apply 0.2 to 0.8 gallons of product per acre with adequate water or apply a 0.2 to 0.8% vol/vol spray solution as a full cover spray with high volume equipment. Use the lower spray concentrations in the range for susceptible species and use the higher spray concentrations within the range for hard-to-control species, for mature plants during the late summer or under adverse environmental conditions (e.g. drought).

Spray broadleaf weeds, woody plants or mixed brush uniformly and thoroughly by wetting all leaves, stems, bark and root collars. The total volume of spray solution required for adequate coverage of solid stands of mixed brush can range from 100 to 400 gallons of spray solution per treated acre. The spray preparation chart for applications on a spray-to-wet basis is shown below.

<b>Woody Plants:</b> Instructions for preparing 100 to 400 gallons of spray solution at 0.2 to 0.8% spray concentration with water for high volume foliar applications.				
Spray solution	Amount of Product Needed for Spray Concentration of:			
	0.2%	0.27%	0.4%	0.8%
100 gal./A	0.2 gal.	0.25 gal.	0.4 gal.	<b>0.8 gal.</b>
200 gal./A	0.4 gal.	0.50 gal.	<b>0.8 gal.</b>	—
300 gal./A	0.6 gal.	<b>0.80 gal.</b>	—	—
400 gal./A	<b>0.8 gal.</b>	—	—	—
Equal measures: 1 gallon = 4 quarts = 8 pints = 128 fl. oz. The maximum seasonal application rate for trees, brush and woody plant control is 0.8 gallon of product per acre per application per site.				

**For backpack sprayers, knapsack sprayers, and hand-pressurized pump sprayers**

<b>Woody Plants:</b> Instructions for preparing 1 to 3 gallons of spray solution at 0.2 to 0.8% spray concentration with water for high volume foliar applications.				
Gallons of Water	Amount of Product Needed for Spray Concentration of:			
	0.2%	0.27 %	0.4 %	0.8 %
1	1.5 teaspoons	2 teaspoons	1 tablespoon	2 tablespoons
2	3 teaspoons	4 teaspoons	2 tablespoons	4 tablespoons
3	4.5 teaspoons	6 teaspoons	3 tablespoons	6 tablespoons
Equal measures: 1 fl.oz. = 2 Tablespoons (Tbs.) = 6 Teaspoons (tsp.)				

**14. Aerial Applications for Industrial/Noncropland Areas**

**FORESTS (FOREST SITE PREPARATION):**

**Forestry Site Preparation:** For use in desiccation/controlled burning programs, use 0.38 to 0.75 gallon of Broadrange 55 Herbicide in tank mixes with other herbicides labeled for forestry site preparation (e.g. Garlon®, Tordon®, Arsenal® Applicators Concentrate). Use sufficient water to achieve uniform wetting of target brush species. Do not exceed 25 gallons total spray per acre. Do not apply as a stand release or cover spray to established conifers as injury may result.

**Forest Tree Injection:** To control unwanted hardwood trees make injections as near the root collar as possible using one injection per inch of trunk's diameter at breast height. For resistant species such as hickory, injections should overlap. For best results injections should be made during the growing season, May 15 to October 1. Use only one injection application per year.

**For Concentrate Injection:** Use 0.75 to 1.5 ml of concentrate per injection site. The injector bit must penetrate the inner bark. The maximum application rate to all forestry sites is 3.0 quarts per acre (3.8 pounds 2,4-D acid equivalent per broadcast application, and the number of broadcast applications is limited to one per year. The maximum seasonal application rate with one broadcast application to forestry sites is 3.0 quarts (3.8 pounds 2,4-D acid equivalent) per acre per year.

**15. Utility and Pipeline Rights-of-Way**

Use 0.38 to 0.75 gallon of Broadrange 55 Herbicide in tank mix combination with other herbicides labeled for rights-of-way and apply a total spray volume of 10 gallons per acre.

**TANK MIXTURES FOR INDUSTRIAL/NONCROPLAND AREAS:** Broadrange 55 Herbicide can be applied as a tank mixture with other recommended herbicides such as Garlon®, Tordon®, and Banvel® or other 4 lb/gal Dicamba Product to broaden the spectrum of control. In order to assure maximum safety and weed control, follow all precautions and limitations on this label and the labels of products used in tank mixtures with Broadrange 55 Herbicide.

Products	Rates
Broadrange 55 Herbicide + Garlon® 3A	0.38 to 0.8 gallon/A + 1/2 to 1 gallon/A
Broadrange 55 Herbicide + Garlon® 4E	0.38 to 0.8 gallon/A + 2 to 4 quarts/A
Broadrange 55 Herbicide + Tordon® 22K	0.38 to 0.8 gallon/A + 1/2 to 2 quarts/A
Broadrange 55 Herbicide + Banvel® Herbicide or other 4 lb/gal Dicamba Product	0.38 to 0.8 gallon/A + 1 quart /A

**16. Pasture and Rangeland**

**Annual weeds:** Use 0.75 to 1.5 quarts of product per acre. Apply when weeds are actively growing.

**Perennial weeds:** Use 1.5 to 1.6 quarts of product per acre when perennial weeds are translocating carbohydrates, i.e. Canada thistle (late bud to early bloom), bull thistle (bud stage), musk thistle (spring or fall in rosette or early bud stage), leafy spurge (early to late bloom), field bindweed (80% or greater bloom). High rates for spot treatments may cause temporary yellowing of grasses.

Do not use on bentgrass, alfalfa, clover, or other legumes. Do not use on newly seeded areas until grass is well established. Do not use from early boot to milk stage where grass seed production is desired.

Limitations on 2,4-D for use on pasture and rangeland (established grass pastures, rangeland, and perennial grasslands, not in agricultural production).						
Application Schedule	Maximum Rate per Application	Maximum Number of Applications per Year	Minimum Interval Between Applications	Minimum Spray Volume	Pregrazing Interval	Preharvest Interval (PHI)
Postemergent	1.6 quarts/A (2.0 lb. 2,4-D ae/A)	2	30 Days	2 gal./A	0 Days	7 Days
ae = Acid Equivalent. Do not exceed the maximum seasonal rate of 3.2 quarts (4.0 lb 2,4-D ae) per acre per season. Do not apply within 30 days of the previous application. Do not cut forage for hay within 7 days of application. If grass is to be cut for hay, the Agricultural Use Requirements for the Worker Protection Standard (WPS) are applicable. For program lands such as the Conservation Reserve Program, consult program rules to determine whether grass or hay may be used. The more restrictive requirements of the program rules or this labeling must be followed.						

**TANK MIXTURES FOR RANGELANDS AND LEAFY SPURGE CONTROL:** Broadrange 55 Herbicide can be applied as a tank mixture with Banvel® Herbicide or other 4 lb/gal Dicamba Product or Tordon® 22K Herbicide to broaden the spectrum of weed control. To assure maximum safety and weed control, follow all precautions and limitations on this label and the labels of products used in tank mixtures with Broadrange 55 Herbicide.

RANGELANDS:	
Products	Rates
Broadrange 55 Herbicide + Banvel® or other 4 lb/ gal Dicamba Product	0.75 to 1.5 quarts/A + 1 to 2 pints/A
Broadrange 55 Herbicide + Tordon®	0.75 to 1.5 quarts/A + 1/4 to 2 pints/A
Broadrange 55 Herbicide + Tordon® + Banvel® or other 4 lb/gal Dicamba Product	0.75 to 1.5 quarts/A + 1/4 to 2 pints/A + 1 to 2 pints/A

**MESQUITE MANAGEMENT IN PERMANENT GRASS PASTURE AND RANGELAND:**

Broadrange 55 Herbicide and three tank mixtures have proven effective on mesquite in pasture and rangeland in Texas, Oklahoma, Arizona, and New Mexico. Broadrange 55 Herbicide can be tank mixed with Reclaim® Herbicide, Remedy® Range and Pasture Herbicide, and Grazon® PC Herbicide for use on pasture and rangeland in accordance with the most restrictive of label limitations and precautions. Do not exceed any dosage rates.

Broadrange 55 Herbicide, Reclaim® Herbicide, and Remedy® Range and Pasture Herbicide are classified as General Use Pesticides. However, Grazon® PC Herbicide is classified as a Restricted-Use Pesticide. Two terms of the Grazon® PC Herbicide restrictions include: 1. For retail sale to and use only by Certified Applicators or persons under their direct supervision and only for those uses covered by the Certified Applicators certification. 2. Commercial

Certified Applicators must also ensure that all persons involved in these activities are informed of the precautionary statements.

**APPLICATION SCHEDULES:** The appropriate growth stage of mesquite for effective control occurs in the spring or early summer after the mesquite has fully leafed out and has turned dark green in color. Do not apply when the mesquite beans are elongating. The best environmental conditions include soil temperatures above 75°F (24°C) at the depth of 12 to 18 inches and adequate soil moisture for plant growth.

Foliar Broadcast Treatments Using Aerial and Ground Equipment				
Tank Mix and Application Rate	Approved States	Spray Volume	Rate of Surfactant for Water Solutions	Emulsifiers for Oil:Water Emulsions
<b>Broadrange 55 Herbicide</b> 1.5 quarts/A (1.9 lb. 2,4-D ae/A)	New Mexico Oklahoma Texas Arizona	<b>Aerial</b> > 2 to 4 gal./A  <b>Ground</b> ≥ 10 gal./A	0.25% v/v	—
<b>Broadrange 55 Herbicide</b> 0.75 quarts/A (0.95 lb 2,4-D ae/A)  PLUS <b>Reclaim® Herbicide</b> 0.34 to 0.67 quarts/A (0.25 to 0.5 lb. clopyralid ae/A)	New Mexico Oklahoma Texas	<b>Aerial</b> ≥ 2 gal./A  <b>Ground</b> 10 to 20 gal./A	0.25% v/v	Such as Compex® or equivalent
For Reclaim® Herbicide tank mix: Do not spray pastures containing desirable forbs, especially legumes, unless injury to such plants can be tolerated. Do not treat more than once a year. Fall treatments are not recommended. Do not transfer livestock from treated grazing areas onto sensitive broadleaf crop areas without allowing 7 days of grazing on an untreated pasture.				
<b>Broadrange 55 Herbicide</b> 0.75 quarts/A (0.95 lb. 2,4-D ae/A)  PLUS <b>Remedy® Range and Pasture Herbicide</b> 0.5 quarts/A (0.5 lb. triclopyr ae/A)	New Mexico Oklahoma Texas Arizona	<b>Aerial</b> ≥ 2 gal./A (≥ 4 gal./A for South Texas Mixed Brush)  <b>Ground</b> ≥ 10 gal./A	<b>Aerial</b> 0.25% v/v  <b>Ground</b> 0.50% v/v	Such as Compex® or equivalent
For Remedy® Range and Pasture Herbicide tank mix: Do not spray pastures containing desirable forbs, especially legumes such as clover, unless injury or loss of plants can be tolerated. Withdraw livestock from treated forage at least 3 days before slaughter during the year of treatment. Do not graze lactating dairy animals on treated areas for one year following treatment. Do not harvest grass for hay from treated areas for one year following treatment.				

(cont. on next column)

Foliar Broadcast Treatments Using Aerial and Ground Equipment (cont.)				
Tank Mix and Application Rate	Approved States	Spray Volume	Rate of Surfactant for Water Solutions	Emulsifiers for Oil:Water Emulsions
<b>Broadrange 55 Herbicide</b> 0.75 quarts/A (0.95 lb. 2,4-D ae/A)  PLUS <b>Grazon® PC Herbicide</b> 0.5 to 1.0 quarts/A (0.25 to 0.5 lb. picloram ae/A)	New Mexico Oklahoma Texas	<b>Aerial</b> ≥ 2 gal/A (≥ 4 gal./A for South Texas Mixed Brush)  <b>Ground</b> 10 to 25 gal./A	0.50% v/v	Such as Compex® or equivalent
For Grazon® PC Herbicide tank mix: Do not transfer livestock from treated areas onto broadleaf crop areas without first allowing 7 days of grazing on untreated grass pasture. Otherwise, urine may contain enough picloram to cause injury to sensitive broadleaf plants. Do not spray pastures if the forage legume component is desired. Grazon® PC Herbicide may injure or kill legumes. Also, new legume seedings may not be successful if made within 2 years following application of this herbicide. Do not treat with Grazon® PC Herbicide (picloram) more than once a year. Maximum application rate for Grazon® PC Herbicide is 2 pints (0.5 lb. picloram ae) per acre per year.				

**TANK MIXTURES:** Broadrange 55 Herbicide may be applied in combination with one or more of, but not limited to, the following herbicides for improved control of broadleaf weeds. These tank mixtures must be used according to the most restrictive label limitations and precautions. Do not exceed any dosage rates. Follow the labeling of each companion product for precautionary statements, directions for use, dosage rates, and application schedules. Tank mixture recommendations are for use only in states where the companion products are registered. In addition, certain states or geographic regions may have established dosage rate limitations. Always refer to the labeling of each companion product regarding maximum use rates, crop rotations, and other restrictions.

**Water Solution Spray Preparation:** Broadrange 55 Herbicide diluted with water forms a solution. Agricultural surfactants such as R-11® are recommended for tank mixtures with water alone. A high quality DRT (drift reduction technology) such as In-Place® may be used to reduce drift.

**Oil:Water Emulsion Spray Preparations:** Oil in water emulsions may increase the effectiveness of the tank mixtures when compared to spray mixtures with water alone. Oil in water emulsions include oil [diesel fuel, kerosene, fuel oil, or mineral oil], an emulsifier, and the herbicides. Always use a jar test to check compatibility before preparing tank mixtures. Emulsifiers such as Compex® or equivalent must be used for adequate stability in oil-water emulsions. A high quality DRT (drift reduction technology) such as In-Place® may be used to reduce drift.

**Aerial Applications:** Prepare an oil-water emulsion with a 1:5 ratio by adding a premix of oil and emulsifier to the total spray mixture at the ratio of 1 part oil to 5 parts of water. Do not use more than one gallon of oil per acre.

**Ground Applications:** The amount of oil in the spray mixture will range from 5% to 10% (Reclaim® Herbicide or Remedy® Range and Pasture Herbicide tank mixes) or 15% to 20% (Grazon® PC Herbicide tank mixes) of the total spray mixture, and the maximum rate of oil should not exceed 1.0 gallon per acre.

**HIGH VOLUME LEAF STEM TREATMENTS OF INDIVIDUAL MESQUITE PLANTS WITH BACKPACK SPRAYERS, KNAPSACK SPRAYERS, POWER SPRAYERS, SPRAY GUNS, OR OTHER GROUND EQUIPMENT:** This method is appropriate for sparse infestations of mesquite trees less than 6 to 8 feet in height or as a follow-up treatment in subsequent or different growing seasons. Broadrange 55 Herbicide may be applied alone or in combination with Reclaim® in a dilution with water or in an oil-water emulsion.

For Broadrange 55 Herbicide alone, mix 1.5 gallons of Broadrange 55 Herbicide per 100 gallons of water (1.5% spray concentration). For Broadrange 55 Herbicide plus Reclaim tank mixture, mix 0.75 gallon of Broadrange 55 Herbicide plus 0.5 to 0.75 gallon of Reclaim® Herbicide per 100 gallons of water (0.75% and 0.5 to 0.75% spray concentration of Broadrange 55 Herbicide and Reclaim®, respectively). See Spray Preparation Table for additional instructions for the spray preparation of 100 gallons of spray solution.

Spray volumes will depend upon the density and height of the mesquite plants. Thorough coverage of the leaves, stems, trunks, and root collars is essential. Apply as a spray-to-wet application for the best results. However, do not exceed one application of 1.3 pints per acre per year of Reclaim® Herbicide.

Spray Preparation Table for Mixing 100 Gallons of Spray Solution						
Application Type and Spray Concentration	Amount of Product to Make 100 Gallons of Spray Solution					
	Broadrange 55 Herbicide	Reclaim®	Water	Oil¹	R-11® ²	Emulsifier³
Water Dilution 1.5% v/v	1.5 gal.	—	98.5 gal.	—	—	—
Water Dilution 0.75% v/v + (0.5 to 0.75%v/v)	0.75 gal.	0.5 to 0.75 gal.	98.25 to 98.5 gal.	—	0.25 gal.	—
Oil-Water Emulsion 0.75% v/v + (0.5 to 0.75%v/v)	0.75 gal.	0.5 to 0.75 gal.	93.4 to 93.6 gal.	5.0 gal.	—	0.12 gal.
¹ Add oil to the total spray mixture at the rate of 5% (v/v), but do not use more than 1 gallon of oil per acre for this oil-water emulsion. ² Nonionic agricultural surfactants may be substituted for R-11® . ³ Emulsifiers such as Compex® or equivalent are added at the rate of 3 fluid ounces per gallon of oil.						

Observe these additional precautions for Broadrange 55 Herbicide and Reclaim® Herbicide combinations: Do not spray pastures containing desirable forbs, especially legumes, unless injury to such plants can be tolerated. Do not treat more than once a year. Fall treatments are not recommended. Do not transfer livestock from treated grazing areas onto sensitive broadleaf crop areas without allowing 7 days of grazing on an untreated pasture.

17. Turfgrass

**BROADLEAF WEED CONTROL:** Treat when weeds are young and actively growing. Perennial weeds should be near the bud stage, but not flowering at application. Do not use on susceptible southern grasses such as St. Augustinegrass. Do not apply to newly seeded areas until grass is well established. Bentgrass, clover, legumes, and dichondra may be injured by this treatment. Reseeding of lawns should be delayed following treatment. With spring application, reseed in the fall; with fall application, reseed in the spring. Deep rooted perennial weeds such as bindweed and Canada thistle may require repeated applications.

Refer to the table below for instructions.

Broadcast Treatments	Amount of Product/Acre	Restrictions
<b>A. Ornamental, Institutional, and Residential Turfgrass:</b>		
<b>Ornamental sites</b> include turfgrass established around residences, parks, streets, retail outlets, cemeteries, and industrial and institutional buildings. <b>Institutional sites</b> are defined as turf areas around properties or facilities providing a service to public or private organizations including, but not limited to, hospitals, nursing homes, schools, museums, libraries, sport facilities (golf courses), and office buildings. Finally, <b>residential sites</b> are defined as areas associated with the household	1.5 to 2.4 pints/A	The maximum application rate to turf is 2.4 pints/A (1.5 lb 2,4-D ae) per acre per application per site. The maximum number of broadcast applications per treatment site is 2 per year. The maximum seasonal rate is 4.8 pints of product (3.0 lb 2,4-D ae) per acre excluding spot treatments.
<b>B. Noncropland:</b>		
Drainage ditchbanks, vacant lots, rights-of-way (roadsides), uncultivated agricultural areas (fencerows).	1.5 to 3.2 pints/A	Do not use on susceptible southern grasses such as St. Augustinegrass. Do not apply to newly seeded areas until grass is well established. Bentgrass, clover, legumes, and dichondra may be injured by this treatment.

**Broadcast applications to annual and perennial weeds:** Apply to emerged weeds. For best results, treat when weeds are young and actively growing. Minimum spray volume: Use 2 or more gallons of spray solution per acre.

Application schedule	Maximum Rate per Application	Maximum Number of Applications per Year	Minimum Interval Between Applications	Minimum Spray Volume
Broadcast	3.2 pints/A (2.0 lb. 2,4-D ae/A)	2	30 Days	2 gal./A

**SPOT TREATMENT:** Hand-held and high volume equipment. Apply to foliage as a coarse spray. Applications should be made on a spray-to-wet basis with uniform coverage. When using knapsack sprayers, ensure mixture is complete by shaking or inverting sprayer several times.

Refer to the table below for spray preparation instructions.

Spot Treatments	Spray Concentration, % vol./vol	Amount of Product
Ornamental Turfgrass	3/8% to 3/4% v/v	1/2 to 1.0 fl. oz./gallon of water
Annuals	3/4% v/v	1.0 fl. oz./gallon of water
Biennial and Perennials	1.5% v/v	1.8 fl. oz./gallon of water

STORAGE AND DISPOSAL

Do not contaminate water, food, or feed by storage or disposal.

**PESTICIDE STORAGE:** Store in original container in a locked storage area inaccessible to children or pets. Keep from freezing.

**PESTICIDE DISPOSAL:** Pesticide wastes are acutely hazardous. Improper disposal of excess pesticide, spray mixture, or rinsate is a violation of Federal law. If these wastes cannot be disposed of by use according to label instructions, contact your State Pesticide or Environmental Control Agency, or the Hazardous Waste Representative at the nearest EPA Regional Office for guidance.

**For nonrefillable containers equal to or less than 5 gallons:**

**CONTAINER HANDLING:** Nonrefillable container. Do not reuse or refill this container. Offer for recycling, if available, or puncture and dispose of in a sanitary landfill, or by incineration, or, if allowed by state and local authorities, by burning. If burned, stay out of smoke.

Triple rinse or pressure rinse container (or equivalent) promptly after emptying.

Triple rinse as follows: Empty the remaining contents into application equipment or a mix tank and drain for 10 seconds after the flow begins to drip. Fill the container 1/4 full with water and recap. Shake for 10 seconds. Pour rinsate into application equipment or a mix tank or store rinsate for later use or disposal. Drain for 10 seconds after the flow begins to drip. Repeat this procedure two more times.

Pressure rinse as follows: Empty the remaining contents into application equipment or a mix tank and continue to drain for 10 seconds after the flow begins to drip. Hold container upside down over application equipment or mix tank or collect rinsate for later use or disposal. Insert pressure rinsing nozzle in the side of the container, and rinse at about 40 PSI for at least 30 seconds. Drain for 10 seconds after the flow begins to drip.

**For nonrefillable containers greater than 5 gallons:**

**CONTAINER HANDLING:** Nonrefillable container. Do not reuse or refill this container. Offer for recycling, if available, or puncture and dispose of in a sanitary landfill, or by incineration, or, if allowed by state and local authorities, by burning. If burned, stay out of smoke.

Triple rinse [or pressure rinse] container (or equivalent) promptly after emptying.

Triple rinse as follows: Empty the remaining contents into application equipment or a mix tank. Fill the container 1/4 full with water. Replace and tighten closures. Tip container on its side and roll it back and forth, ensuring at least one complete revolution, for 30 seconds. Stand the container on its end and tip it back and forth several times. Turn the container over onto its other end and tip it back and forth several times. Empty the rinsate into application equipment or a mix tank or store rinsate for later use or disposal. Repeat this procedure two more times.

Pressure rinse as follows: Empty the remaining contents into application equipment or a mix tank and continue to drain for 10 seconds after the flow begins to drip. Hold container upside down over application equipment or mix tank or collect rinsate for later use or disposal. Insert pressure rinsing nozzle in the side of the container, and rinse at about 40 PSI for at least 30 seconds. Drain for 10 seconds after the flow begins to drip.

**For refillable containers:**

**CONTAINER HANDLING:** Refillable container. Refill this container with pesticide only. Do not reuse this container for any other purpose.

Container cleaning: Cleaning the container before final disposal is the responsibility of the person disposing of the container. Cleaning before refilling is the responsibility of the refiller.

To clean the container before final disposal, empty the remaining contents from this container into application equipment or a mix tank. Fill the container about 10 percent full with water. Agitate vigorously or recirculate water with the pump for 2 minutes. Pour or pump rinsate into application equipment or rinsate collection system. Repeat this rinsing procedure two more times.

ALMACENAMIENTO Y ELIMINACIÓN

No contaminar el agua, los alimentos o los piensos mediante el almacenamiento o la eliminación.

**ALMACENAMIENTO DE PESTICIDAS:** Almacene en el recipiente original en un lugar cerrado e inaccesible para niños o animales domésticos. Evite que se congele.

**ELIMINACIÓN DE PESTICIDAS:** Los residuos de pesticidas son muy peligrosos. La eliminación inadecuada del exceso de pesticida, de la mezcla de pulverización o del agua de enjuague constituye una infracción de la legislación federal. Si estos residuos no pueden eliminarse siguiendo las instrucciones de la etiqueta, póngase en contacto con la Agencia Estatal de Control de Pesticidas o Medioambiental, o con el Representante de Residuos Peligrosos de la Oficina Regional de la EPA más cercana para que le brinden orientación.

**Para recipientes no rellenables con capacidad igual o menor a 5 galones:**

**MANIPULACIÓN DEL RECIPIENTE:** Recipiente no reutilizable. No reutilice ni rellene este recipiente. Ofrézcalo para reciclaje, si está disponible, o perforélo y elimínelo en un vertedero sanitario, o por incineración, o, si lo permiten las autoridades estatales y locales, quemélo. Si lo quema, manténgase alejado del humo.

Aplique un triple enjuague o enjuague a presión el recipiente (o equivalente) inmediatamente después de vaciarlo.

Apique un triple enjuague de la siguiente manera: Vacíe el contenido restante en el equipo de aplicación o en un tanque de mezcla y vacíe durante 10 segundos después de que el flujo comience a gotear. Llene el recipiente 1/4 de su capacidad con agua y vuelva a taparlo. Agite durante 10 segundos. Vierta el agua de enjuague en el equipo de aplicación o en un tanque de mezcla o almacene el agua de enjuague para su uso o eliminación posterior. Deje escurrir durante 10 segundos después de que el flujo comience a gotear. Repita este procedimiento dos veces más.

Enjuague a presión de la siguiente manera: Vacíe el contenido restante en el equipo de aplicación o en un tanque de mezcla y continúe drenando durante 10 segundos después de que el flujo comience a gotear. Mantenga el recipiente boca abajo sobre el equipo de aplicación o el tanque de mezcla o recoja el enjuague para su uso o eliminación posterior. Inserte la boquilla de enjuague a presión en el lateral del recipiente y enjuague a aproximadamente 40 PSI durante al menos 30 segundos. Deje escurrir durante 10 segundos después de que el flujo comience a gotear.

**Para recipientes no reutilizables de más de 5 galones:**

**MANIPULACIÓN DEL RECIPIENTE:** Recipiente no reutilizable. No reutilice ni rellene este recipiente. Ofrézcalo para reciclaje, si está disponible, o perforélo y elimínelo en un vertedero sanitario, o por incineración, o, si lo permiten las autoridades estatales y locales, quemélo. Si lo quema, manténgase alejado del humo.

Apique un triple enjuague o enjuague a presión el recipiente (o equivalente) inmediatamente después de vaciarlo.

Apique un triple enjuague de la siguiente manera: Vacíe el contenido restante en el equipo de aplicación o en un tanque de mezcla. Llene el recipiente 1/4 de su capacidad con agua. Vuelva a colocar y apriete los cierres. Inclíne el recipiente sobre un lado y hágalo rodar hacia delante y hacia atrás, asegurándose de que da al menos una vuelta completa, durante 30 segundos. Coloque el recipiente sobre su extremo e inclínelo hacia delante y hacia atrás varias veces. Gire el recipiente sobre su otro extremo e inclínelo hacia delante y hacia atrás varias veces. Vacíe el enjuague en el equipo de aplicación o en un tanque de mezcla o almacene el enjuague para su uso o eliminación posterior. Repita este procedimiento dos veces más.

Enjuague a presión de la siguiente manera: Vacíe el contenido restante en el equipo de aplicación o en un tanque de mezcla y continúe drenando durante 10 segundos después de que el flujo comience a gotear. Mantenga el recipiente boca abajo sobre el equipo de aplicación o el tanque de mezcla o recoja el enjuague para su uso o eliminación posterior. Inserte la boquilla de enjuague a presión en el lateral del recipiente y enjuague a aproximadamente 40 PSI durante al menos 30 segundos. Deje escurrir durante 10 segundos después de que el flujo comience a gotear.

**Para recipientes reutilizables:**

**MANIPULACIÓN DEL RECIPIENTE:** Recipiente reutilizable. Rellene este recipiente solo con pesticida. No reutilice este recipiente para ningún otro fin.

Limpieza de recipientes: La limpieza del recipiente antes de su eliminación final es responsabilidad de la persona que se deshace de él. La limpieza previa al rellenado es responsabilidad del rellenador.

Para limpiar el recipiente antes de su eliminación final, vacíe el contenido restante de este recipiente en el equipo de aplicación o en un tanque de mezcla. Llene el recipiente con agua hasta un 10 % aproximadamente. Agite enérgicamente o haga recircular el agua con la bomba durante 2 minutos. Vierta o bombee el agua de enjuague en el equipo de aplicación o en el sistema de recogida de agua de enjuague. Repita este procedimiento de aclarado dos veces más.

Use of this product in certain portions of California, Oregon and Washington is subject to the January 22, 2004 Order for injunctive relief in *Washington Toxics Coalition, et.al. v. EPA*, C01-0132C, (W.D. WA). For further information, please refer to EPA Web Site: [http: www.epa.gov/esp](http://www.epa.gov/esp).

## CONDITIONS OF SALE AND LIMITATION OF WARRANTY AND LIABILITY

NOTICE: Read the entire Directions for Use and Conditions of Sale and Limitation of Warranty and Liability before buying or using the product. If the terms are not acceptable, return the product at once, unopened, and the purchase price will be refunded.

**ALL STATEMENTS MADE HEREIN ARE SUBJECT TO APPLICABLE LAW, AND TO THE EXTENT THERE IS ANY INCONSISTENCY OR CONTENTION, APPLICABLE LAW SHALL GOVERN.**

The Directions for Use of the product must be followed carefully. It is impossible to eliminate all risks inherently associated with the use of this product. Crop injury, ineffectiveness, or other unintended consequences may result because of many different factors including, without limitation, manner of use or application, weather, combination with other products, or crop conditions. All such risks shall be assumed by Buyer and User, and Buyer and User agree to hold Manufacturer and Seller harmless from any claims relating to such factors.

**Seller warrants that this product conforms to the chemical description on the label. EXCEPT FOR THIS WARRANTY, THE PRODUCT IS FURNISHED “AS-IS,” AND NEITHER SELLER NOR MANUFACTURER MAKES ANY OTHER WARRANTIES, EXPRESS OR IMPLIED, WITH RESPECT TO THE SELECTION, PURCHASE OR USE OF THIS PRODUCT; SELLER AND MANUFACTURER SPECIFICALLY DISCLAIM ANY WARRANTY OF MERCHANTABILITY OR FITNESS FOR A PARTICULAR PURPOSE BEYOND WHAT IS STATED ON THE LABEL. Buyer and User accept all risks arising from any use of this product, including without limitation, uses contrary to label instructions, or under conditions not reasonably foreseeable to (or beyond the control of) Seller or Manufacturer.**

Neither Manufacturer nor Seller shall be liable for any incidental, consequential or special damages resulting from the use or handling of this product. THE EXCLUSIVE REMEDY OF THE BUYER OR USER, AND THE EXCLUSIVE LIABILITY OF MANUFACTURER AND SELLER, FOR ANY AND ALL CLAIMS, LOSSES, INJURIES OR DAMAGES (INCLUDING CLAIMS BASED ON BREACH OF WARRANTY, CONTRACT, NEGLIGENCE, TORT, STRICT LIABILITY OR OTHERWISE) RESULTING FROM THE USE OR HANDLING OF THIS PRODUCT, SHALL BE THE RETURN OF THE PURCHASE PRICE OF THIS PRODUCT, OR, AT THE ELECTION OF MANUFACTURER OR SELLER, THE REPLACEMENT OF THE PRODUCT.

These Conditions of Sale and Limitation of Warranty and Liability shall be interpreted, unless otherwise required by the law of the state of purchase, in accordance with the laws of the State of California, excluding its conflicts of laws rules, and may not be amended by any oral or written agreement.

NOTICE: This product contains a chemical known to the State of California to cause cancer.

Garlon®, Tordon®, Reclaim®, Remedy® and Grazon® are registered trademarks of Corteva Agriscience LLC.

Ally®, Express®, Finesse®, Harmony Extra®, Glean® are registered trademarks of FMC Corporation.

Amber®, AAtrex®, Bicep®, and Dual®, are registered trademarks of Syngenta Participations AG.

Nine-O® is a registered trademarks of Syngenta Crop Protection Ag.

Roundup® is a registered trademark of Monsanto Company.

Arsenal® is a registered trademarks of BASF Agrochemical Products B.V.

Banvel® Herbicide is a registered trademarks of BASF Corporation and Clarity™ is a trademark of BASF Corporation.

Marksman® is a registered trademarks of Star Group Solutions, LLC.

Buctril® is a registered trademark of Bayer.

Compex® is a registered trademark of KALO, Inc.

WILBUR-ELLIS® logo, HERBICIDE® logo, Broadrange®, In-Place®, R-11®, and Moisture Lock® are registered trademarks of Wilbur-Ellis Company LLC.

Manufactured for: WILBUR-ELLIS COMPANY LLC  
4582 S. Ulster Street, Suite 400, Denver, CO 80237 • (720) 306-6340  
2025-0916NN • 826/3-2025 • AP031113



**WILBUR-ELLIS.**