


This information is for promotional purposes only. Space considerations may require information to be omitted. Always refer to the actual package for complete label verbiage. This product may not yet be available or approved for sale or use in your area.



# CLEVER™

## 50 DF



**INSECTICIDE**

Contains hexythiazox, the active ingredient used in Savey® 50 DF.

<b>Active Ingredient:</b>	(% by weight)
Hexythiazox: <i>trans</i> -5-(4-Chlorophenyl)-N-cyclohexyl -4-methyl-2-oxothiazolidine-3-carboxamide.....	50.0%
<b>Other Ingredients</b> .....	50.0%
<b>Total</b> .....	100.0%

EPA Reg. No.: 91234-38

## KEEP OUT OF REACH OF CHILDREN CAUTION

Si usted no entiende la etiqueta, busque a alguien para que se la explique a usted en detalle.  
(If you do not understand the label, find someone to explain it to you in detail.)

SEE BELOW FOR ADDITIONAL PRECAUTIONARY STATEMENTS.

<b>FIRST AID</b>	
<b>If swallowed:</b>	<ul style="list-style-type: none"> <li>• Call a poison control center or doctor immediately for treatment advice.</li> <li>• Have person sip a glass of water if able to swallow.</li> <li>• Do not induce vomiting unless told to do so by the poison control center or doctor.</li> <li>• Do not give anything by mouth to an unconscious person.</li> </ul>
<b>If on skin or clothing:</b>	<ul style="list-style-type: none"> <li>• Take off contaminated clothing.</li> <li>• Rinse skin immediately with plenty of water for 15-20 minutes.</li> <li>• Call a poison control center or doctor for treatment advice.</li> </ul>
<b>If inhaled:</b>	<ul style="list-style-type: none"> <li>• Move person to fresh air.</li> <li>• If person is not breathing, call 911 or an ambulance, then give artificial respiration, preferably by mouth-to-mouth, if possible.</li> </ul>
<b>If in eyes:</b>	<ul style="list-style-type: none"> <li>• Hold eye open and rinse slowly and gently with water for 15-20 minutes.</li> <li>• Remove contact lenses, if present, after the first 5 minutes, then continue rinsing eye.</li> <li>• Call a poison control center or doctor for treatment advice.</li> </ul>
<b>HOT LINE NUMBER</b>	
Have the product container or label with you when calling a poison control center or doctor, or going for treatment. You may also contact <b>1-800-424-9300</b> for emergency medical treatment information.	

**For Chemical Emergency Spill, Leak, Fire, Exposure, or Accident**  
Call CHEMTREC Day or Night Within the USA: 1-800-424-9300 or +1 703-527-3887 (collect calls accepted)

Clever 50 DF™ is not manufactured, or distributed by Gowan, seller of Savey® 50 DF.  
Product of China



Manufactured for:  
**Atticus, LLC**  
940 NW Cary Parkway, Suite 200  
Cary, NC 27513

**PRECAUTIONARY STATEMENTS  
HAZARDS TO HUMANS & DOMESTIC ANIMALS  
CAUTION**

Causes moderate eye irritation. Harmful if absorbed through skin, inhaled, or swallowed. Avoid contact with eyes, skin or clothing. Avoid breathing dust or spray mist. Wash hands thoroughly with soap and water after handling and before eating, drinking, chewing gum, using tobacco, or using the toilet. Remove contaminated clothing and wash clothing before reuse.

**PERSONAL PROTECTIVE EQUIPMENT (PPE):**

Applicators and other handlers must wear:

- Long-sleeved shirt and long pants,
- Waterproof gloves,
- Shoes plus socks

Follow manufacturer's instructions for cleaning/maintaining PPE. If no such instructions for washables exist, use detergent and hot water. Keep and wash PPE separately from other laundry.

**USER SAFETY RECOMMENDATIONS**

**Users should:**

- Wash hands before eating, drinking, chewing gum, using tobacco or using the toilet.
- Remove clothing immediately if pesticide gets inside. Then wash thoroughly and put on clean clothing.

**ENVIRONMENTAL HAZARDS:**

This pesticide is toxic to fish and aquatic invertebrates. Do not apply directly to water, or to areas where surface water is present, or to intertidal areas below the mean high water mark. Drift and runoff from treated areas may be hazardous to aquatic organisms in neighboring areas. Do not contaminate water when cleaning equipment or when disposing of equipment washwaters.

**PHYSICAL OR CHEMICAL HAZARDS:**

Do not mix or allow contact with oxidizing agents. Hazardous chemical reaction may occur.

**Product Information**

**CLEVER 50 DF** is recommended for use as a foliar application in labeled crops. **CLEVER 50 DF** provides effective control of major spider mite species. It is a 50% water dispersible granule formulation to be mixed with water and applied as a spray.

**CLEVER 50 DF** controls mites through activity on eggs and immature stages. Control is achieved from either direct contact with the spray or from contact with treated plant surfaces. Through its ovicidal activity, **CLEVER 50 DF** controls newly deposited mite eggs and eggs which are laid after application. **CLEVER 50 DF** is also highly effective in controlling immature motile stages of target mite species that are sprayed or move onto treated surfaces. Adult mites are not directly affected. However, eggs produced by females in contact with treated surfaces will be rendered unviable. **CLEVER 50 DF** provides residual control of pest mite species. The degree and duration of control is dependent on the rate used, growth stage of the mite, species of mite, and climatic conditions under which the material is applied.

**DIRECTIONS FOR USE**

It is a violation of Federal law to use this product in a manner inconsistent with its labeling. Failure to follow the Directions For use and Precautions on this label may result in plant injury or poor disease control.

Do not apply this product in a way that will contact workers or other persons, either directly or through drift. Only protected handlers may be in the area during application. For any requirements specific to your State or Tribe, consult the State or Tribal agency responsible for pesticide regulation.

**AGRICULTURAL USE REQUIREMENTS**

Use this product only in accordance with its labeling and with the Worker Protection Standard, 40 CFR Part 170. This Standard contains requirements for the protection of agricultural workers on farms, forests, nurseries, and greenhouses, and handlers of agricultural pesticides. It contains requirements for training, decontamination, notification, and emergency assistance. It also contains specific instructions and exceptions pertaining to the statements on this label about personal protective equipment (PPE) and restricted-entry intervals. The requirements in this box only apply to uses of this product that are covered by the Worker Protection Standard.

Do not enter or allow worker entry into treated areas during the restricted-entry interval (REI) of 12 hours. PPE required for early entry to treated areas that is permitted under the Worker Protection Standard and that involves contact with anything that has been treated, such as plants, soil, or water is:

- Coveralls
- Waterproof gloves,
- Shoes plus socks

**Chemigation Statement**

Do not apply this product through any type of irrigation system.

**Managing Mite Resistance**

Repeated use of miticides with similar modes of action may lead to buildup of resistant strains of mites. For resistance management, apply **CLEVER 50 DF** only once per year unless otherwise stated. To reduce the potential for developing mite resistance, do not apply a miticide with a similar mode of action more than once per year. If additional miticide applications are needed, use a product with a different mode of action, such as a contact adulticide. Read and follow product label before applying any miticide.



**Mixing Directions:** Continuous agitation is required to keep the product in suspension.

**If this product is packaged in water-soluble bags, please read and observe the following directions for use:**

- Packets containing **CLEVER 50 DF** are water-soluble. Avoid exposing inner bags to moisture.
- Do not allow bags to become wet prior to adding to the spray tank.
- Do not handle inner bag with wet hands.
- Reseal outer bag in a manner that protects remaining packets from moisture.
- Turn on spray tank agitation prior to adding water-soluble packets.
- To prepare the spray mixture, drop the required number of unopened packets, as determined under **APPLICATION DIRECTIONS**, into the spray tank while filling with water to the desired level (whenever possible direct the fill water over the top of the packets to increase the rate of solubility). Where dosages of **CLEVER 50 DF** are expressed as fractions of packets, prepare the tank mix load to the lower of the nearest whole packet.
- Depending on the water temperature and the degree of agitation, the packets should be completely dissolved within approximately three to five minutes from the time they were added to the spray tank.
- Once the packets have completely dissolved, add other chemicals following conventional mixing order practices.
- Tank-mix solutions containing boron will affect the solubility of the water-soluble film. Thoroughly rinse the spray tank of any boron - containing spray solution prior to adding any water-soluble packets. When preparing tank mixes containing boron, add the correct amount of **CLEVER 50 DF** to the spray tank first. Make sure that the water-soluble packets are completely dissolved. Add boron preparations to the spray tank last. High concentrations of boron may cause dissolved water soluble bag material to precipitate and form insoluble residue in the spray tank system.
- **If this product is *NOT* packaged in water-soluble bags, please read and observe the following directions for use:**
- Turn on spray tank agitation. Pour recommended amount of this material on the surface of water in a nearly filled spray tank.
- Add balance of water to fill the tank.
- Keep agitator running during filling and spraying operations. Do not allow mixture to stand.

**Compatibility**

**CLEVER 50 DF** is compatible with most agricultural chemicals. However, all possible combinations have not been evaluated. Before full-scale mixing of **CLEVER 50 DF** with other products, test mix small proportionate quantities of each to ensure compatibility.

**Application Information**

Use sufficient spray volume to obtain thorough, uniform coverage of all plant surfaces. Apply using ground equipment only unless otherwise specified under the crop comments or on supplemental labeling supplied by Atticus, LLC.

**IMPORTANT: CLEVER 50 DF** is a 50% water dispersible granular formulation to be diluted with water for application in commercial plantings only. Do not use in home plantings.

**Use Recommendations**

For best results, apply **CLEVER 50 DF** at first sign of mites before adult mite build up. **CLEVER 50 DF** will not control adult spider mites. Use higher rates on moderate-to-high mite infestations, large trees with dense foliage, or for extended residual control. The lowest rate of **CLEVER 50 DF** may be used in conjunction with other IPM strategies, or for shorter residual control later in the season. The use of less than label rates is not recommended since it will result in poor performance and contribute to resistance development. If adult mites are present in medium-to-high populations, better results may be obtained using **CLEVER 50 DF** in combination with a registered contact adulticide. **CLEVER 50 DF** may be tank mixed with horticultural grade oil. Refer to all precautions regarding phytotoxicity on the oil label.

Do not make more than one application of Savey DF or any other Hexythiazox product to the same crop per year, unless otherwise stated.

**PREHARVEST INTERVAL**

The required days between the last application and harvest are given in ( ) after each crop name.

CROP	PEST	RATE OZS./ACRE	COMMENTS
<b>CANEBERRY SUBGROUP 13-07A:</b> Blackberry; loganberry; raspberry, black and red; wild raspberry; cultivars, varieties, and/or hybrids of these (3)	Two-spotted Spider Mite, McDaniel Spider Mite, Yellow Spider Mite, Pacific Mite	4 - 6	For air applications, apply a minimum of 5 gallons finished spray per acre.
	<ul style="list-style-type: none"> <li>• Do not make more than 1 application per calendar year.</li> <li>• Applications may be made post harvest.</li> </ul>		
<b>CHRISTMAS TREES, CHRISTMAS TREE PLANTATIONS</b>	Pacific Spider Mite, Spruce Spider Mite, Two-spotted Spider Mite	3 - 6	For air applications, apply in 2-10 gallons finished spray per acre. For best coverage, apply in two opposing passes of 5 gallons each.
	<ul style="list-style-type: none"> <li>• Do not make more than one application per year.</li> </ul>		
<b>CITRUS (28)</b> (CA, AZ, and TX ONLY)	Tetranychid Mites (such as European Red Mite and Two-spotted Spider mite)	3 - 6	For application by ground equipment only. Use sufficient volume of water to obtain complete coverage but not less than 20 gallons per acre.
	<ul style="list-style-type: none"> <li>• Do not make more than 1 application per calendar year.</li> <li>• Do not apply more than 6 ounces of formulated product per acre per calendar year.</li> </ul>		
<b>COTTON (35)</b>	Two-spotted spider mite, Pacific spider mite, Strawberry spider mite, Carmine spider mite	3 - 5	For air applications, apply a minimum of 5 gallons finished spray per acre.
	<ul style="list-style-type: none"> <li>• Do not make more than 1 application per calendar year.</li> </ul>		

(continued)



**PREHARVEST INTERVAL (Cont.)**

The required days between the last application and harvest are given in ( ) after each crop name.

CROP	PEST	RATE OZS./ACRE	COMMENTS
<b>DATES (90)</b>	Banks grass mite	6	Apply at first signs of egg deposition, but no later than first observation of mite webbing on dates. Apply by ground sprayer directing spray toward bunches and on crown and fronds 3 feet above and below date bunches. Use volume and pressure to assure thorough uniform coverage of all dates.
	<ul style="list-style-type: none"> <li>Do not apply more than a total of 6 ozs. of formulated product per acre per calendar year.</li> <li>Do not make more than 1 application per calendar year.</li> </ul>		
<b>GRAPES (28)</b>	Tetranychid Mites (such as European Red Mite and Two-spotted Spider mite)	3 - 6	For application by ground equipment only. Use sufficient volume of water to obtain complete coverage but not less than 20 gallons per acre.
	<ul style="list-style-type: none"> <li>Do not make more than 1 application per calendar year.</li> <li>Do not apply more than 6 ounces of formulated product per acre per calendar year.</li> </ul>		
<b>HOPS (APPLY UP TO BURR FORMATION) (Not for use in California)</b>	Two-spotted spider mite	4 - 6	Apply <b>CLEVER 50 DF</b> up to burr formation in hop vines. For air applications, apply a minimum of 5 gallons finished spray per acre.
	<ul style="list-style-type: none"> <li>Do not apply more than a total of 20 ozs. of formulated product per acre per calendar year.</li> </ul>		
<b>NON-BEARING TREE FRUITS and NUTS, CITRUS, and VINES (FIELD GROWN, NURSERY, GREENHOUSE, SHADEHOUSE)</b> <i>Non-bearing crops are perennial crops that will not produce a harvest-able raw agri-cultural commodity during the season of application</i>	Citrus Red Mite, European Red Mite, Two-spotted Spider Mite, McDaniel Spider Mite, Pacific Spider Mite, Six-spotted Mite,	3 - 6	For air applications, apply a minimum of 5 gallons finished spray per acre.
	<ul style="list-style-type: none"> <li>Do not make more than 1 application per calendar year.</li> </ul>		
<b>POME FRUIT GROUP 11-10</b> Apple; azarole; crabapple; loquat; mayhaw; medlar; pear; pear, Asian; quince; quince, Chinese; quince, Japanese; tejocote; cultivars, varieties, and/or hybrids of these (28)	European red mite, Two-spotted spider mite, McDaniel spider mite, Pacific spider mite, Willamette mite	3 - 6	For air applications, apply a minimum 10 gallons finished spray per acre.
	<ul style="list-style-type: none"> <li>Do not make more than 1 application per calendar year.</li> <li>For D'Anjou or Bosc pear varieties, use higher labeled rates (4-6 oz./acre).</li> </ul>		
<b>STONE FRUITS GROUP 12:</b> Apricot; cherry, sweet; cherry, tart; nectarine; peach; plum; plum, Chickasaw; plum, Damson; plum, Japanese; plumcot; prune (fresh) (28)	European red mite, Two-spotted spider mite, McDaniel spider mite, Strawberry spider mite, Pacific spider mite, Pecan leaf scorch mite, Willamette mite	3 - 6	For air applications, apply a minimum of 5 gallons finished spray per acre.
	<ul style="list-style-type: none"> <li>Do not make more than 1 application per calendar year.</li> </ul>		
<b>LOW GROWING BERRY SUBGROUP 13-07G:</b> Bearberry; bilberry; blueberry, lowbush; cloudberry; cranberry; lingonberry; muntries; partridgeberry; strawberry; cultivars, varieties, and/or hybrids of these (3)	Two-spotted Spider Mite	6	For air applications, apply a minimum of 5 gallons finished spray per acre.
	<ul style="list-style-type: none"> <li>Do not make more than 1 application per calendar year.</li> <li>Do not use in strawberry nurseries.</li> </ul>		
<b>TREE NUTS GROUP 14 AND PISTACHIOS:</b> Almond; beechnut; Brazil nut; butternut; cashew; chestnut; chinquapin; filbert (hazelnut); hickory nut; macadamia nut; pecan; pistachios, walnut, black and English (28)	European red mite, Two-spotted spider mite, McDaniel spider mite, Strawberry spider mite, Pacific spider mite, Pecan leaf scorch mite, Willamette mite, Citrus Red Mite	3 - 6	For air applications, apply a minimum of 5 gallons finished spray per acre.
	<ul style="list-style-type: none"> <li>Do not make more than 1 application per calendar year.</li> </ul>		

**RESTRICTIONS ON ALL CROPS**

- Do not graze or feed livestock on cover crops growing in treated areas.
- Do not use water from treated orchards for irrigating other crops.
- Do not plant rotational crops other than those listed on this label within 120 days of application.
- Do not make more than 1 application of **CLEVER 50 DF** or any other Hexythiozox product to the same crop per calendar year.



## STORAGE AND DISPOSAL

**DO NOT** contaminate water, food or feed by storage or disposal.

**STORAGE:** Keep this product in its tightly closed original container. Store in a cool, dry (preferably locked) area that is inaccessible to children and animals, and away from other pesticides, fertilizers, food or feed.

**PESTICIDE DISPOSAL:** Wastes resulting from the use of this product may be disposed of on site or at an approved waste disposal facility.

**CONTAINER DISPOSAL:** Nonrefillable container. Do not reuse or refill this container. Offer for recycling, if available. Clean container promptly after emptying. Triple rinse as follows: Empty the remaining contents into application equipment or a mix tank and drain for 10 seconds after the flow begins to drip. Fill the container 1/4 full with water and recap. Shake for 10 seconds. Pour rinsate into application equipment or a mix tank or store rinsate for later use or disposal. Drain for 10 seconds after the flow begins to drip. Repeat this procedure two more times. After cleaning, if recycling is not available, puncture and dispose of in a sanitary landfill or by other procedures approved by State and local authorities.

## LIMITATION OF WARRANTY AND LIABILITY

**IMPORTANT: READ BEFORE USE.** Read the entire Directions for Use, Conditions of Warranties and Limitations of Liability before using this product. If these terms and conditions are not acceptable, return the unopened product container at once. By using this product, user or buyer accepts the following Disclaimer of Warranties and Limitations of Liability. **CONDITIONS:** The directions for use of this product are believed to be adequate and must be followed carefully. However, it is impossible to eliminate all risks associated with the use of this product. Ineffectiveness, injury, and other unintended consequences may result because of such factors as manner of use or application (including misuse), the presence of other materials, weather conditions, and other unknown factors, all of which are beyond the control of ATTICUS, LLC. All such risks shall be assumed by the user or buyer.

**DISCLAIMER OF WARRANTIES:** To the extent consistent with applicable law, ATTICUS, LLC makes no other warranties, express or implied, of merchantability or of fitness for a particular purpose or otherwise, that extend beyond statements on this label. **LIMITATIONS OF LIABILITY:** To the extent consistent with applicable law, neither ATTICUS, LLC the manufacturer, nor the Seller shall be liable for any indirect, special, incidental or consequential damages resulting from the use, handling, application, storage, or disposal of this product. To the extent consistent with applicable law, the exclusive remedy of the user or buyer for any and all losses, injuries or damages resulting from the use, handling, application, or storage of this product, whether in contract, warranty, tort, negligence, strict liability or otherwise, shall not exceed the purchase price paid.

**CLEVER 50 DF** is a trademark of Atticus, LLC

Savey® 50 DF is a registered trademark of Gowan Company, LLC.

F20180108a

SPECIMEN



# PROOF

## THIS PROOF IS TO BE CHECKED FOR ACCURACY

Please review and approve **Text, Spelling, Copy Placement, Size, Shape, Colors** and **Dieline**.

**Authorized signature** accepts responsibility for accuracy of all copy, color break and artwork. Cimarron Label is not liable for any discrepancies subsequently identified.

**PLEASE NOTE:** Due to color variance between printers/monitors, the colors represented by this proof cannot be deemed accurate. Please refer to a color matching system such as the Pantone Matching System for a truer representation of spot colors.

**THIS PROOF IS NOT ACCURATE FOR COLOR-MATCH.**

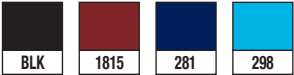
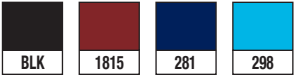
*Dieline does not print.*

 **Cimarron Label**

Experts in Extended Text Labeling

4201 North Westport Ave. • Sioux Falls, SD 57107

Phone: (605) 978-0451 • Fax: (605) 978-0463

DATE	JOB NUMBER	CUSTOMER
3/27/18	139242	Atticus
LABEL SIZE	BOOKLET SIZE	
	11" X 8.5"	
LABEL COLORS	BOOKLET OUTSIDE COLORS	BOOKLET INSIDE COLORS
		
PATTERN VARNISH: <input type="checkbox"/> YES <input checked="" type="checkbox"/> NO		

Form: CS 006B - 3/29/2017

**ARTWORK IS APPROVED**

**REVISED PROOF NEEDED**

**WE CANNOT PROCESS  
THIS ORDER WITHOUT AN  
AUTHORIZED SIGNATURE**

Signed \_\_\_\_\_ Date \_\_\_\_\_