

GROUP M5 3 FUNGICIDES

PULL HERE TO OPEN ►



# Concert® II

syngenta®

## Fungicide

Broad-spectrum fungicide for control of plant diseases

*Active Ingredient:*

Propiconazole (CAS No. 60207-90-1) . . . . .	2.9%
Chlorothalonil (CAS No. 1897-45-6) . . . . .	38.5%

*Other Ingredients:* . . . . . 58.6%

*Total:* . . . . . 100.0%

Concert II is a suspo-emulsion concentrate that contains 0.3 lb propiconazole and 4.0 lb chlorothalonil per gallon.

**KEEP OUT OF REACH OF CHILDREN.**

**DANGER/PELIGRO**

Si usted no entiende la etiqueta, busque a alguien para que se la explique a usted en detalle. (If you do not understand the label, find someone to explain it to you in detail.)

See additional Precautionary Statements and Directions for Use inside booklet.

See First Aid statement inside booklet or on container label.

EPA Reg. No. 100-1347 EPA Est. 100-NE-001

Product of USA  
Formulated in USA

SCP 1347A-L1D 0816  
4069141

**2.5 gallons**  
Net Contents



<b>FIRST AID</b>	
<b>If in eyes</b>	<ul style="list-style-type: none"> <li>• Hold eye open and rinse slowly and gently with water for 15-20 minutes.</li> <li>• Remove contact lenses, if present, after the first 5 minutes, then continue rinsing eye.</li> <li>• Call a poison control center or doctor for treatment advice.</li> </ul>
<b>If swallowed</b>	<ul style="list-style-type: none"> <li>• Call a poison control center or doctor immediately for treatment advice.</li> <li>• Have person sip a glass of water if able to swallow.</li> <li>• Do not induce vomiting unless told to do so by a poison control center or doctor.</li> <li>• Do not give anything by mouth to an unconscious person.</li> </ul>
<b>If on skin or clothing</b>	<ul style="list-style-type: none"> <li>• Take off contaminated clothing.</li> <li>• Rinse skin immediately with plenty of water for 15-20 minutes.</li> <li>• Call a poison control center or doctor for treatment advice.</li> </ul>
<b>If inhaled</b>	<ul style="list-style-type: none"> <li>• Move person to fresh air.</li> <li>• If person is not breathing, call 911 or an ambulance, then give artificial respiration, preferably mouth-to-mouth, if possible.</li> <li>• Call a poison control center or doctor for further treatment advice.</li> </ul>
<b>NOTE TO PHYSICIAN</b>	
Probable mucosal damage may contraindicate the use of gastric lavage. Persons suffering with temporary allergic skin reactions may respond to treatment with oral antihistamines and topical or oral steroids.	
Have the product container or label with you when calling a poison control center or doctor, or going for treatment.	
<b>HOT LINE NUMBER</b>	
For 24-Hour Medical Emergency Assistance (Human or Animal) Or Chemical Emergency Assistance (Spill, Leak, Fire or Accident) Call <b>1-800-888-8372</b>	

## PRECAUTIONARY STATEMENTS

### Hazards to Humans and Domestic Animals

#### DANGER/PELIGRO

Corrosive. Causes irreversible eye damage. Do not get in eyes or on clothing. Wear protective eye wear (goggles, face shield or safety glasses). Harmful if swallowed. Prolonged or frequently repeated skin contact may cause allergic reactions in some individuals.

*continued...*

## **PRECAUTIONARY STATEMENTS (continued)**

### **Personal Protective Equipment (PPE)**

Some materials that are chemical-resistant to this product are barrier laminate, butyl rubber, nitrile rubber, neoprene rubber, natural rubber, polyethylene, polyvinyl chloride (PVC) or Viton®.

#### **Mixers, loaders, applicators and all other handlers must wear:**

- Long-sleeved shirt and long pants
- Chemical-resistant gloves made of any waterproof material
- Shoes plus socks
- Protective eyewear

### **User Safety Requirements**

Discard clothing or other absorbent materials that have been drenched or heavily contaminated with this product's concentrate. DO NOT reuse them. Follow manufacturer's instructions for cleaning/maintaining PPE. If no such instructions for washables exist, use detergent and hot water. Keep and wash PPE separately from other laundry.

### **Engineering Control Statements**

When handlers use closed systems, enclosed cabs, or aircraft in a manner that meets the requirements listed in the Worker Protection Standard (WPS) for agricultural pesticides [40 CFR 170.240(d)(4-6)], the handler PPE requirements may be reduced or modified as specified in the WPS.

### **User Safety Recommendations**

#### **Users should:**

- Wash hands before eating, drinking, chewing gum, using tobacco or using the toilet.
- Remove PPE immediately after handling this product. Wash the outside of gloves before removing. As soon as possible, wash thoroughly and change into clean clothing.
- Remove clothing immediately if pesticide gets inside. Then wash thoroughly and put on clean clothing.

### **Environmental Hazards**

Propiconazole is toxic to fish and shrimp and chlorothalonil is toxic to aquatic invertebrates and wildlife. Do not apply directly to water, to areas where surface water is present, or to intertidal areas below the mean high water mark. Drift and runoff may be hazardous to aquatic organisms in neighboring area. Do not apply when weather conditions favor drift from treated areas. Do not contaminate water when disposing of equipment washwater or rinsate.

### **Groundwater Advisory**

Chlorothalonil is known to leach through soil into groundwater under certain conditions as a result of label use. This chemical may leach into groundwater if used in areas where soils are permeable, particularly where the water table is shallow.

### **Surface Water Advisory**

Chlorothalonil can contaminate surface water through spray drift. Under some conditions, it may also have a high potential for runoff into surface water for several days to weeks after application. These include poorly draining or wet soils with readily visible slopes toward adjacent surface waters, frequently flooded areas, areas over-laying extremely shallow groundwater, areas with infield canals

or ditches that drain to surface water, areas not separated from adjacent surface waters with vegetated filter strips, and areas over-laying tile drainage systems that drain to surface water.

### **Physical or Chemical Hazards**

This product is a reducer. Keep away from oxidizing agents.

**Attention:** This product contains a chemical known to the State of California to cause cancer.

## **CONDITIONS OF SALE AND LIMITATION OF WARRANTY AND LIABILITY**

**NOTICE:** Read the entire Directions for Use and Conditions of Sale and Limitation of Warranty and Liability before buying or using this product. If the terms are not acceptable, return the product at once, unopened, and the purchase price will be refunded.

The Directions for Use of this product must be followed carefully. It is impossible to eliminate all risks inherently associated with the use of this product. Crop injury, ineffectiveness or other unintended consequences may result because of such factors as manner of use or application, weather or crop conditions, presence of other materials or other influencing factors in the use of the product, which are beyond the control of SYNGENTA CROP PROTECTION, LLC or Seller. To the extent consistent with applicable law, Buyer and User agree to hold SYNGENTA and Seller harmless for any claims relating to such factors.

SYNGENTA warrants that this product conforms to the chemical description on the label and is reasonably fit for the purposes stated in the Directions for Use, subject to the inherent risks referred to above, when used in accordance with directions under normal use conditions. To the extent consistent with applicable law: (1) this warranty does not extend to the use of the product contrary to label instructions or under conditions not reasonably foreseeable to or beyond the control of Seller or SYNGENTA, and (2) Buyer and User assume the risk of any such use. **TO THE EXTENT PERMITTED BY APPLICABLE LAW, SYNGENTA MAKES NO WARRANTIES OF MERCHANTABILITY OR OF FITNESS FOR A PARTICULAR PURPOSE NOR ANY OTHER EXPRESS OR IMPLIED WARRANTY EXCEPT AS WARRANTED BY THIS LABEL.**

To the extent permitted by applicable law, in no event shall SYNGENTA be liable for any incidental, consequential or special damages resulting from the use or handling of this product. **TO THE EXTENT PERMITTED BY APPLICABLE LAW, THE EXCLUSIVE REMEDY OF THE USER OR BUYER, AND THE EXCLUSIVE LIABILITY OF SYNGENTA AND SELLER FOR ANY AND ALL CLAIMS, LOSSES, INJURIES OR DAMAGES (INCLUDING CLAIMS BASED ON BREACH OF WARRANTY, CONTRACT, NEGLIGENCE, TORT, STRICT LIABILITY OR OTHERWISE) RESULTING FROM THE USE OR HANDLING OF THIS PRODUCT, SHALL BE THE RETURN OF THE PURCHASE PRICE OF THE PRODUCT OR, AT THE ELECTION OF SYNGENTA OR SELLER, THE REPLACEMENT OF THE PRODUCT.**

SYNGENTA and Seller offer this product, and Buyer and User accept it, subject to the foregoing Conditions of Sale and Limitation of Warranty and Liability, which may not be modified except by written agreement signed by a duly authorized representative of SYNGENTA.

## **DIRECTIONS FOR USE**

It is a violation of Federal law to use this product in a manner inconsistent with its labeling.

**FAILURE TO FOLLOW THE USE DIRECTIONS AND PRECAUTIONS ON THIS LABEL MAY RESULT IN PLANT INJURY OR POOR DISEASE CONTROL.**

Do not apply this product in a way that will contact workers or other persons, or pets, either directly or through drift. Only protected handlers may be in the area during application.

For any requirements specific to your State or Tribe, consult the agency responsible for pesticide regulation.

### **AGRICULTURAL USE REQUIREMENTS**

Use this product only in accordance with its labeling and with the Worker Protection Standard, 40 CFR part 170. This Standard contains requirements for the protection of agricultural workers on farms, forests, nurseries, and greenhouses, and handlers of agricultural pesticides. It contains requirements for training, decontamination, notification and emergency assistance. It also contains specific instructions and exceptions pertaining to the statements on this label about personal protective equipment (PPE) and restricted-entry interval. The requirements in this box only apply to uses of this product that are covered by the Worker Protection Standard.

**Do not enter or allow worker entry into treated areas during the restricted-entry interval (REI) of 12 hours.**

PPE required for early entry to treated areas that is permitted under the Worker Protection Standard and that involves contact with anything that has been treated, such as plants, soil, or water is:

- Long-sleeved shirt and pants
- Chemical-resistant gloves made of any waterproof material
- Shoes plus socks
- Protective eyewear

**Special Eye Irritation Provisions:** This product is a severe eye irritant. Although the restricted entry interval expires after 12 hours, for the next 6 days entry is permitted only when the following safety measures are provided:

- (1) At least one container designed specifically for flushing eyes must be available in operating condition at the WPS required decontamination site intended for workers entering the treated area.
- (2) Workers must be informed, in a manner they can understand:
  - that residues in the treated area may be highly irritating to their eyes
  - that they should take precautions, such as refraining from rubbing their eyes, to keep the residues out of their eyes
  - that if they do get residues in their eyes, they should immediately flush their eyes using the eyeflush container that is located at the decontamination site or using other readily available clean water
  - how to operate the eyeflush container

### **NON-AGRICULTURAL USE REQUIREMENTS**

The requirements in this box apply to uses of this product that are NOT within the scope of the Worker Protection Standard for agricultural pesticides (40 CFR Part 170). The WPS applies when this product is used to produce agricultural plants on farms, forests, nurseries, or greenhouses.

**DO NOT** enter or allow others to enter area until sprays have dried.

## PRODUCT INFORMATION

Concert II is a combination of systemic and contact fungicides that provides broad-spectrum control of many important plant diseases.

### Integrated Pest (Disease) Management

Concert II is an excellent disease control agent when used according to label directions for control of a broad spectrum of plant diseases. Concert II is recommended for use in programs which are compatible with the principles of Integrated Pest Management (IPM), which include the use of disease resistant crop varieties, cultural practices, pest scouting and disease forecasting systems which reduce unnecessary applications of pesticides.

### Resistance Management

GROUP	M5	3	FUNGICIDES
-------	----	---	------------

Concert II is effective for strategic use in programs that attempt to minimize disease resistance to fungicides. Fungicides that exhibit a single-site mode of action are at risk of loss of effectiveness due to disease resistance. Concert II, with a multi-site mode of action, may be used to delay or prevent the development of resistance to single-site fungicides. Consult with your Federal or State Cooperative Extension Service representatives for guidance on the proper use of Concert II in programs which seek to minimize the occurrence of disease resistance to other fungicides.

## USE RESTRICTIONS

- **DO NOT** use in greenhouses.
- **DO NOT** use on home lawns and turf sites associated with apartment buildings, daycare centers, playgrounds, playfields, recreational park athletic fields, athletic fields located on or next to schools (i.e., elementary, middle and high schools), campgrounds, churches, and theme parks.
- **DO NOT** apply by air.
- **DO NOT** apply through any type of irrigation system.

## USE PRECAUTIONS

### Spray Drift Management

A variety of factors including weather conditions, such as wind direction, wind speed, temperature, and relative humidity can influence pesticide drift. The applicator must evaluate all factors and make appropriate adjustments when applying this product.

#### Wind Speed

Do not apply at wind speeds greater than 15 mph.

#### Droplet Size

Apply as a medium or coarser spray (ASAE Standard 572).

#### Temperature Inversions

Do not make applications if a temperature inversion exists.

#### Other State and Local Requirements

Applicators must follow all state and local pesticide drift requirements regarding application of propiconazole. Where states have more stringent regulations, they must be observed.

#### Equipment

All application equipment must be properly maintained and calibrated using appropriate carriers or surrogates.

*Additional requirement for groundboom application:*

**Do not** apply with a nozzle height greater than 4 feet above the crop canopy.

This product must not be applied within 25 feet of marine/estuarine water bodies unless there is an untreated buffer area of that width between the area to be treated and the water body.

Avoiding spray drift at the application site is the responsibility of the applicator.

#### **Sensitive Areas**

The pesticide should only be applied when the potential for drift to adjacent sensitive areas, such as residential areas, bodies of water, known habitat for threatened or endangered species, and non-target crops, is minimal (e.g., when wind is blowing away from the sensitive areas).

## **APPLICATION INSTRUCTIONS**

Apply Concert II at rates and timings described in this label.

#### **Spray Equipment**

Equip sprayers with nozzles that provide accurate and uniform application. Be certain that nozzles are the same size and uniformly spaced across the boom. Calibrate sprayer before use.

Use a pump with capacity to: (1) maintain at least 35-40 psi at nozzles, and (2) provide sufficient **continuous** agitation in tank to keep mixture in suspension - this requires recirculation of 10% of tank volume per minute. Use a jet agitator or liquid sparge tube for agitation. Do not air sparge.

Concert II is a suspoemulsion concentrate. It is suggested that screens be used to protect the pump and to prevent nozzles from clogging. Screens placed on suction side of pump should be 16-mesh or coarser. Do not place a screen in the recirculation line. Use 50-mesh or coarser screens between the pump and boom, and where required, at the nozzles. Check nozzle manufacturer's recommendations.

For more information on spray equipment and calibration, consult sprayer manufacturers and state recommendations. For specific local directions and spray schedules, consult the current state and local agricultural recommendations.

## Mixing Directions

Prepare no more spray mixture than is required for the immediate operation. Do not allow the spray mixture to sit overnight. Thoroughly clean spray equipment before using this product. Agitate the spray solution before and during application. Rinse spray tank thoroughly with clean water after each day's use and dispose of pesticide rinsate by application to an already treated area.

**Alone:** Add  $1/2$  -  $2/3$  of the required amount of water to the spray or mixing tank. With the agitator running, add Concert II to the tank. Continue agitation while adding the remainder of the water. Begin application of the spray solution after Concert II has completely dispersed into the water. Maintain continuous agitation until all of the mixture has been sprayed.

**Concert II + Tank Mixtures:** Consult your dealer or SYNGENTA sales representative for information concerning compatibility with other tank mix partners. NOTE: When using Concert II in mixture, any product in water-soluble packaging should be added to the tank prior to adding Concert II. Allow water-soluble packaging to completely dissolve and the mixture product to completely disperse before adding Concert II to the tank.

Add  $1/2$  -  $2/3$  of the required amount of water to the spray or mixing tank. Again, if tank mixing with any product packaged in water-soluble packets, add this product first with the agitator running. Allow the material to completely dissolve and disperse in the mix water. In general, additional tank mix partners should be added in the following order: wettable powders, dry flowable formulations, liquid flowable formulations, and emulsifiable concentrations. Always allow each tank mix partner to become fully dispersed before adding the next product. Maintain agitation while adding the rest of the water, while adding the other tank mix partners and throughout the mixing and spraying operation.

**Important:** Do not combine Concert II with DiPel®, Latron B-1956®, or Latron AG-98® as phytotoxicity may result.

## TURF USE DIRECTIONS

### Use Restrictions

- Sod farm turf treated with Concert II prior to harvest must be mechanically cut, rolled and harvested.
- Do not graze animals on treated areas. Do not feed clippings from treated areas to livestock or poultry.
- For rates **up to and including** 5.5 fl oz/1,000 sq ft per application:
  - The minimum re-treatment interval is 14 days.
- For rates **greater than** 5.5 fl oz/1,000 sq ft per application:
  - The minimum re-treatment interval is 14 days.
  - Limit of two applications per year on Tees and Greens.
  - Limit of one application per year on All Other Turf.
- Maximum single application rate of Concert II: 8.3 fl oz/1,000 sq ft.



- Maximum amount of Concert II per growing season:

	Fl oz/ 1,000 sq ft	Lb ai/A Propiconazole	Lb ai/A Chlorothalonil
Greens	53	5.5	73
Tees	38	3.9	52
Sod Farm	9.5	1.0	13
All Other Turf	19	2.0	26

- **DO NOT** use on sod farms at application rates greater than 13 pounds of chlorothalonil per acre per year.
- **DO NOT** use Concert II on fine fescue turf due to the potential for phytotoxicity or turfgrass injury.
- **DO NOT** water for 24 hours after treatment.
- Bermudagrass can be sensitive to Concert II. **DO NOT** exceed 6 fl oz/1,000 sq ft every 30 days on any variety of bermudagrass. In FL, do not apply Concert II to bermudagrass golf course greens when temperatures exceed 90°F.

#### **Turfgrass Disease Control**

USE CONCERT II IN A PREVENTATIVE DISEASE CONTROL PROGRAM. Before use of any fungicide, proper diagnosis of the organism causing the disease is important. Use of diagnostic kits or other means of identification of the disease organism is essential to determine the best control measures.

- Apply in sufficient water to ensure thorough coverage (30 to 40 gallons of water per acre).
- Apply by ground or hand-held applicators only.
- Apply after mowing **OR** allow sprayed area to completely dry before mowing.
- For control of foliar diseases, allow sprayed area to completely dry before irrigation.
- For control of soil-borne diseases, Concert II can be watered in after application.
- Under conditions optimum for high disease pressure, use the higher rate and the shorter interval.
- For optimum turf quality and disease control, use Concert II in conjunction with turf management practices that promote good plant health and optimum disease control.
- Evaluate spray additives prior to use. Label directions are based on data obtained with no additives.

### Turfgrass - Specific Diseases, Rates, and Application Timing

Disease	Fl oz per 1,000 Sq Ft	Application Interval/ Timing	Instructions
<b>Anthracnose</b> ( <i>Colletotrichum graminicola</i> )	4.5-5.5	14 days	Apply when conditions are favorable for disease development. When disease pressure is high, use higher rates of Concert II and shorter intervals. For broad-spectrum control, tank-mix with a registered contact fungicide at the label rate.
	5.5-8.3	14-28 days	
<b>Brown Patch</b> ( <i>Rhizoctonia solani</i> )	3-5.5	14 days	Begin applications in May or June before disease is present. Under conditions of high temperatures and high humidity, use the higher rates of Concert II and shorter intervals.
	5.5-8.3	14-28 days	
<b>Brown Ring Patch</b> ( <i>Waitea circinata</i> var. <i>circinata</i> )	3-5.5	14-21 days	Apply when conditions are favorable for disease development. When disease pressure is high, use higher rates of Concert II and shorter intervals.
<b>Copper Spot</b> ( <i>Gloeocercospora sorghi</i> )	5.5-8.3	14 days	Apply when conditions are favorable for disease development.

*continued...*

**Turfgrass - Specific Diseases, Rates, and Application Timing (*continued*)**

<b>Disease</b>	<b>Fl oz per 1,000 Sq Ft</b>	<b>Application Interval/ Timing</b>	<b>Instructions</b>
<b>Dollar Spot</b> ( <i>Sclerotinia homoeocarpa</i> )	1.5-3	14 days	Apply when conditions are favorable for disease development.
	3-5.5	14-21 days	
	5.5-8.3	14-28 days	
<b>Fusarium Patch</b> ( <i>Microdochium nivale</i> )	8.3	14-28 days Fall-Early Spring	Apply when conditions are favorable for disease development. A second application may be required.
<b>Gray Leaf Spot</b> ( <i>Pyricularia grisea</i> )	3-5.5	14 days	Apply when conditions are favorable for disease development.
	5.5-8.3	14-21 days	
<b>Melting Out Leaf Spot</b> ( <i>Bipolaris</i> spp.) ( <i>Drechslera</i> spp.)	3-5.5	14 days	Apply when conditions are favorable for disease development.
	5.5-8.3	14-21 days	
<b>Powdery Mildew</b> ( <i>Erysiphe graminis</i> )	4.5-8.3	14-28 days	Apply when conditions are favorable for disease development. If disease is present, use 8.3 fl oz of Concert II per 1,000 sq ft.
<b>Red Thread</b> ( <i>Laetisaria fuciformis</i> ) <b>Pink Patch</b> ( <i>Limonomyces roseipellis</i> )	3-5.5	14 days	Apply when conditions are favorable for disease development.
	5.5-8.3	14-21 days	
<b>Rust</b> ( <i>Puccinia graminis</i> )	4.5-8.3	14-28 days	Apply when conditions are favorable for disease development. If disease is present, use 8.3 fl oz of Concert II per 1,000 sq ft.

Disease	Fl oz per 1,000 Sq Ft	Application Interval/ Timing	Instructions
<b>Snowmold</b>  <b>Gray</b> ( <i>Typhula</i> spp.) <b>Pink</b> ( <i>Microdochium nivale</i> )	5.5	14 days	Apply in the late fall before snow cover in enough carrier to obtain adequate coverage (2-8 gallons per 100 sq ft). Do not apply on top of snow. For optimum disease control, tank mix with the label rate of another snow mold registered fungicide label rates. The 5.5 fl oz rate can be repeated once at 14 days. Make only one application at rates above 6 fl oz/1,000 sq ft.  Tees and greens: if snow cover is intermittent or lacking during the winter, you may make a second application.
	8.3	28 days Late Fall	
<b>Stem Rust (Bluegrass)</b> ( <i>Puccinia graminis</i> )	3-5.5	14 days	Apply in early fall or when conditions are favorable for disease development.
	5.5-8.3	14 days	
<b>Stripe Smut</b> ( <i>Ustilago striiformis</i> ) ( <i>Urocystis agropyri</i> )	4.5-8.3	Fall or Spring	Apply once in the fall after grass becomes dormant or in the early spring before grass starts to grow.
<b>Summer Patch</b> <b>Poa Patch</b> ( <i>Magnaporthe poae</i> )	8.3	14 days	Apply Concert II beginning in April. Use the 8.3 fl oz/1,000 sq ft rate on a 14-day schedule.
<b>Take-All Patch</b> ( <i>Gaeumannomyces graminis</i> )	8.3	14 days Spring and Fall	Apply Concert II to reduce the severity of take-all patch. Make 1-2 fall applications in September and October or when night temperatures drop to 55° F, and 1-2 spring applications in April and May, depending on local recommendations.

### Other Pests - Rate, and Application Timing

Disease	Fl oz per 1,000 Sq Ft	Application Interval/ Timing	Instructions
Algae	3-5.5	7-14 days	Apply preventively when conditions are favorable for development.
	5.5-8.3	14-28 days	

### Concert II Rate Conversion Table

Fl oz per 1,000 sq ft	Lb ai/A Propiconazole	Lb ai/A Chlorothalonil	Treated Acres/ Gallon Product
1.5	0.15	2	2
3	0.3	4.25	1
4.5	0.47	6.25	0.7
5.5	0.56	7.5	0.5
7	0.7	9.5	0.4
8.3	0.85	11.3	0.35

### Establishment of Cool-Season Turfgrass

Concert II provides control of many diseases of turf, and its primary use is as a fungicide for use against the diseases listed on this label. As an additional benefit, Concert II will improve the rate of establishment when it is applied to cool-season grass seedlings or sod.

**New Seedlings:** Apply 4.5 fl oz/1,000 sq ft at the 2- to 3-leaf stage of growth for faster root development and top growth.

**Sod:** Apply 4.5 fl oz/1,000 sq ft 2-6 weeks before cutting for increased sod knitting and faster establishment after laying.

## ORNAMENTAL USE DIRECTIONS

### Use Restrictions and Precautions

- **DO NOT** use in greenhouses.
- **DO NOT** use mist blowers, high pressure spray equipment, cold fog, or other fogging application equipment when making applications of Concert II.
- For use on non-bearing fruits and nuts only (no harvestable fruits within 12 months).
- Refer to Concert II Rate Conversion Table for maximum gallons per acre.

## **Disease Control of Field- and Container-Grown Ornamental Plants in Nurseries, including Lath Houses, Shade Houses and Landscape Plantings**

USE CONCERT II IN A PREVENTATIVE DISEASE CONTROL PROGRAM. Locate the disease in Table 2. The letter following the disease refers to the recommended application regime in Table 3.

- Apply by ground or hand-held applicators only. For general disease control in landscapes, apply 26-35 fl oz/100 gallons water every 21 days. For best control, begin Concert II applications before disease development.
- Allow spray to dry before overhead irrigation is applied.
- Optimum benefit of Concert II is obtained when used in conjunction with sound disease management practices.

### **Plant Safety**

- Before using Concert II on ornamentals, test Concert II on a small scale to determine if plant injury may occur. Apply Concert II to a small number of plants and observe for two weeks before treating the entire crop.
- Knock Out® and Double Delight roses can be sensitive to Concert II applications resulting in damage to foliage under certain growing conditions.
- Do not apply Concert II to African violets, begonias, Boston fern, geraniums, variegated or green Pittosporum, or Schefflera.
- Applications of Concert II may result in injury to buds, blooms or tender new growth. Avoid applications during bloom period on plants where flower injury is unacceptable.
- Addition of surfactants, wetters, spreader-sticker or other pesticides or fertilizers should be tested on a small-scale basis to confirm plant safety.

**Table 1. The following plant species have been tested and found to be tolerant of Concert II when applied according to label rates and timing.**

Abelia	Dogwood	Oaks
Amelanchier	English Ivy	Pampas Grass (Dwarf)
Arborvitae (Emerald)	Euonymus	Phlox
Ash	Fountain Grass	Phlox (Creeping Phlox)
Aster	Gardenia	Phlox (Garden)
Astilbe	Gomphrena	Pines
Azalea	Hawthorn	Pink Muhlygrass
Bouganvillea	Hibiscus	Plumbago
Boxwood	Holly (Japanese)	Poplars
Buddleia	Hosta	Pyracantha
Calendula	Hydrangea (French)	Red Tip Photinia
Camellia	Hydrangea (oakleaf)	Rhododendron
Canna Lily	Indian Hawthorne	Rudbeckia (Black Eyed Susan)
Carnation	Iris	Roses (Outdoor Use Only)
Ceanothus	Ixora	Salvia
Chrysanthemum	Junipers	Sweet William ( <i>Dianthus barbatus</i> )
Coreopsis	Lilac	Tulips
Crabapple	Lilies	Viburnum (Sweet)
Crape Myrtle	Loropetalum (Chinese)	Vinca
Crinum Lily	Magnolia	Zinnia
Daylily	Marigold	
Delphinium	Monarda	

**NOTICE TO USER:** Plant tolerance to Concert II has been found to be acceptable for the specific genera and species listed on this label. Due to the large number of species and varieties of ornamentals and nursery plants, it is impossible to test every one for tolerance to Concert II. Neither the Manufacturer nor the Seller has determined whether or not Concert II can be used safely on ornamental plants not specified on this label. The professional user should determine if Concert II can be used safely prior to commercial use. In a small area, test the recommended rates on a small number of plants for phytotoxicity prior to widespread use.

**Table 2. When used in accordance with the label directions, Concert II Fungicide will provide control of the following diseases of ornamental plants.**

Disease/Pathogen	Application Regime*
<b>Conifer Blights</b>	
Phomopsis stem blight	B
<i>Sirococcus strobolinus</i> (Tip Blight)	C
<i>Sphaeropsis sapinea</i> (Diplodia Tip Blight)	B
<b>Flower Blight</b>	
<i>Ascochyta chrysanthemi</i> (Ray Blight)	B
<i>Monilinia</i> spp.	A
<i>Ovulinia</i> spp.	B
<b>Leaf Blights/Spots</b>	
<i>Alternaria</i> spp.	B
<i>Botrytis</i> spp.	C
<i>Cercospora</i> spp.	B
<i>Cladosporium</i> spp. (Scab)	B
<i>Coccomyces hiemalis</i>	A
<i>Corynespora</i> leafspot	B
<i>Collectrichum</i> spp.	B
<i>Diplocarpon rosae</i> (Blackspot)	B
<i>Discula</i> spp. (Anthracnose)	A
<i>Fabraea maculata</i> (syn. <i>Entomosporium maculata</i> )	B
<i>Gnomonia leptostyla</i> (Anthracnose)	B
<i>Heterosporium echinulatum</i>	B
Septoria leafspot	B
Rhizoctonia web blight	B
<i>Spilocaea pyracanthae</i>	B
<i>Tubakia dryina</i>	C
<i>Venturia inaequalis</i> (Scab)	A
<b>Powdery Mildew</b>	
<i>Erysiphe</i> spp.	B
<i>Microsphaera</i> spp.	B
<i>Oidium</i> spp.	B
<i>Podosphaera</i> spp.	B



**Table 2. When used in accordance with the label directions, Concert II Fungicide will provide control of the following diseases of ornamental plants. (continued)**

Disease/Pathogen	Application Regime*
<b>Rust</b>	
<i>Gymnosporangium juniperi-virginianae</i>	A
<i>Melampsora occidentalis</i>	C
<i>Phragmidium</i> spp.	B
<i>Puccinia</i> spp.	B
<i>Puccinastrum</i> spp.	B
<i>Uromyces dianthi</i>	B

\*Letters refer to application regimes in Table 3.

**Table 3. Use Rates and Application Regimes for Ornamental Crops.**

Application Regime	Directions
A	Mix 9-17 fl oz (0.6-1.1 pt) of Concert II in 100 gallons of water and apply as a full-coverage spray to the point of drip. Apply every 14-21 days during the period of primary infection. For dogwoods, apply the 9-17 fl oz rate every 14 days, or apply 35 fl oz of Concert II every 28 days.
B	Mix 22-35 fl oz (1.4-2.2 pt) of Concert II in 100 gallons of water and apply as a full-coverage spray to the point of drip. Apply as needed, beginning when conditions are favorable for disease development. For blackspot, apply with a registered contact fungicide labeled for blackspot. For Calendula, apply every 30 days. For Diplodia tip blight, make 3 applications every 14 days prior to major period of infection. For juniper Phomopsis blight, make first application as soon as junipers start to grow, and repeat the applications every 14-21 days during periods of active growth.
C	Mix 69 fl oz (4.3 pt) of Concert II in 100 gallons of water and apply as a full coverage spray to the point of drip. Apply every 14-28 days, beginning when conditions are favorable for disease development. Do not make more than 3 applications. For conifer needle rust, apply once in May. For tip blight, apply 3 times every 60 days with the first application in mid-to-late winter.
A maximum of 9.0 gallons of Concert II may be applied per acre per crop per year. Do not apply more than 36.0 lb ai chlorothalonil per acre per year. Do not apply more than 7.0 lb ai propiconazole per acre per year.	

**Table 4. Non-bearing Fruits and Nuts - field and container grown and landscape plantings (see Table 2 for listed diseases)**

Apple
Apricot
Cherry
Nectarine
Peach
Plum
Walnut
A maximum of 3.8 gallons of Concert II may be applied per acre per crop per year. Do not apply more than 15.5 lb ai chlorothalonil per acre per year. Do not apply more than 7.0 lb ai propiconazole per acre per year.

**Table 5. Concert II Rate Conversion Table**

Fl oz/ 100 Gallons	Lb ai Propiconazole/ 100 Gallons	Lb ai Chlorothalonil/ 100 Gallons	Maximum Gallons of finished spray/A
9	0.02	0.28	600
17	0.04	0.53	600
22	0.05	0.69	450
35	0.08	1.1	280
69	0.16	2.2	140

## **STORAGE AND DISPOSAL**

Do not contaminate water, food, or feed by storage or disposal.

### **Pesticide Storage**

Store in a cool, dry place.

### **Pesticide Disposal**

Pesticide wastes are toxic. Improper disposal of unused pesticide, spray mixture, or rinse water is a violation of Federal law. If these wastes cannot be used according to label instructions, contact your State Pesticide or Environmental Control Agency, or the Hazardous Waste representative at the nearest EPA Regional Office for guidance in proper disposal methods.

### **Container Handling [less than or equal to 5 gallons]**

Non-refillable container. Do not reuse or refill this container. Triple rinse container (or equivalent) promptly after emptying. Triple rinse as follows: Empty the remaining contents into application equipment or a mix tank and drain for 10 seconds after the flow begins to drip. Fill the container  $\frac{1}{4}$  full with water and recap. Shake for 10 seconds. Pour rinsate into application equipment or a mix tank or store rinsate for later use or disposal. Drain for 10 seconds after the flow begins to drip. Repeat this procedure two more times. Then offer for recycling if available or puncture and dispose of in a sanitary landfill, or by incineration, or by other procedures approved by state and local authorities.

### **Container Handling [greater than 5 gallons]**



Non-refillable container. Do not reuse or refill this container. Triple rinse container (or equivalent) promptly after emptying. Triple rinse as follows: Empty the remaining contents into application equipment or a mix tank. Fill the container  $\frac{1}{4}$  full with water. Replace and tighten closures. Tip container on its side and roll it back and forth, ensuring at least one complete revolution, for 30 seconds. Stand the container on its end and tip it back and forth several times. Turn the container over onto its other end and tip it back and forth several times. Empty the rinsate into application equipment or a mix tank or store rinsate for later use or disposal. Repeat this procedure two more times. Then offer for recycling if available or puncture and dispose of in a sanitary landfill, or by incineration, or by other procedures approved by state and local authorities.

### **Container Handling [greater than 5 gallons]**

Refillable container. Refill this container with pesticide only. Do not reuse the container for any other purpose. Cleaning the container before final disposal is the responsibility of the person disposing of the container. Cleaning before refilling is the responsibility of the person refilling. To clean container before final disposal, empty the remaining contents from this container into application equipment or mix tank. Fill the container about 10 percent full with water. Agitate vigorously or recirculate water with the pump for 2 minutes. Pour or pump rinsate into application equipment or rinsate collection system. Repeat this rinsing procedure two more times. Then offer for recycling if available or puncture and dispose of in a sanitary landfill, or by incineration, or by other procedures approved by state and local authorities.

For minor spills, leaks, etc., follow all precautions indicated on this label and clean up immediately. Take special care to avoid contamination of equipment and facilities during cleanup procedures and disposal of wastes. In the event of a major spill, fire, or other emergency, call 1-800-888-8372, day or night.

**CONTAINER IS NOT SAFE FOR FOOD, FEED OR DRINKING WATER.**

Concert®, the ALLIANCE FRAME   
the SYNGENTA Logo and the PURPOSE ICON   
are Trademarks of a Syngenta Group Company

DiPel® is a registered trademark of Valent BioSciences Corporation.

Knock Out® is a registered trademark of Conrad-Pyle Company.

Latron B-1956® and Latron AG-98® are registered trademarks of Dow AgroSciences LLC.

Viton® trademark of E. I. du Pont de Nemours & Company, Inc.

©2016 Syngenta

For non-emergency (e.g., current product information), call  
Syngenta Crop Protection at 1-800-334-9481.

Manufactured for:  
Syngenta Crop Protection, LLC  
P.O. Box 18300  
Greensboro, North Carolina 27419-8300

**SCP 1347A-L1D 0816  
4069141**

GROUP M5 3 FUNGICIDES



# Fungicide

Broad-spectrum fungicide for control of plant diseases

Active Ingredient:	
Propiconazole (CAS No. 60207-90-1) . . . . .	2.9%
Chlorothalonil (CAS No. 1897-45-6) . . . . .	38.5%
Other Ingredients:	58.6%
Total:	100.0%

Concert® II is a suspo-emulsion concentrate that contains 0.3 lb propiconazole and 4.0 lb chlorothalonil per gallon.

See additional Precautionary Statements and Directions for Use inside booklet.

See First Aid statement inside booklet or on container label.

### AGRICULTURAL USE REQUIREMENTS

Use this product only in accordance with its labeling and with the Worker Protection Standard, 40 CFR Part 170. Refer to supplemental labeling under "Agricultural Use Requirements" in the Directions for Use section for information about this standard.

EPA Reg. No. 100-1347  
EPA Est. 100-NE-001

Concert® and the Syngenta logo are trademarks of a Syngenta Group Company

©2016 Syngenta

Manufactured for:  
Syngenta Crop Protection, LLC  
P.O. Box 18300  
Greensboro, North Carolina 27419-8300

SCP 1347A-L1D 0816  
4069141

## 2.5 gallons

Net Contents

## KEEP OUT OF REACH OF CHILDREN. DANGER/ PELIGRO

Si usted no entiende la etiqueta, busque a alguien para que se la explique a usted en detalle. (If you do not understand the label, find someone to explain it to you in detail.)

### FIRST AID

**If in eyes:** Hold eye open and rinse slowly and gently with water for 15-20 minutes. Remove contact lenses, if present, after the first 5 minutes, then continue rinsing eye. Call a poison control center or doctor for treatment advice. **If swallowed:** Call a poison control center or doctor immediately for treatment advice. Have person sip a glass of water if able to swallow. Do not induce vomiting unless told to do so by a poison control center or doctor. Do not give anything by mouth to an unconscious person. **If on skin or clothing:** Take off contaminated clothing. Rinse skin immediately with plenty of water for 15-20 minutes. Call a poison control center or doctor for treatment advice. **If inhaled:** Move person to fresh air. If person is not breathing, call 911 or an ambulance, then give artificial respiration, preferably mouth-to-mouth, if possible. Call a poison control center or doctor for further treatment advice.

**NOTE TO PHYSICIAN:** Probable mucosal damage may contraindicate the use of gastric lavage. Persons suffering with temporary allergic skin reactions may respond to treatment with oral antihistamines and topical or oral steroids.

Have the product container or label with you when calling a poison control center or doctor, or going for treatment.

**HOT LINE NUMBER:** For 24-Hour Medical Emergency Assistance (Human or Animal) Or Chemical Emergency Assistance (Spill, Leak, Fire or Accident) Call 1-800-888-8372.

### Precautionary Statements

Hazards to Humans and Domestic Animals  
**DANGER/PELIGRO**

Corrosive. Causes irreversible eye damage. Do not get in eyes or on clothing. Wear protective eye wear (goggles, face shield or safety glasses). Harmful if swallowed. Prolonged or frequently repeated skin contact may cause allergic reactions in some individuals.

**Environmental Hazards:** Propiconazole is toxic to fish and shrimp and chlorothalonil is toxic to aquatic invertebrates and wildlife. Do not apply directly to water, to areas where surface water is present, or to intertidal areas below the mean high water mark. Drift and runoff may be hazardous to aquatic organisms in

neighboring area. Do not apply when weather conditions favor drift from treated areas. Do not contaminate water when disposing of equipment washwater or rinsate.

**Groundwater Advisory:** Chlorothalonil is known to leach through soil into groundwater under certain conditions as a result of label use. This chemical may leach into groundwater if used in areas where soils are permeable, particularly where the water table is shallow.

**Surface Water Advisory:** Chlorothalonil can contaminate surface water through spray drift. Under some conditions, it may also have a high potential for runoff into surface water for several days to weeks after application. These include poorly draining or wet soils with readily visible slopes toward adjacent surface waters, frequently flooded areas, areas over-laying extremely shallow groundwater, areas with infield canals or ditches that drain to surface water, areas not separated from adjacent surface waters with vegetated filter strips, and areas over-laying tile drainage systems that drain to surface water.

**Physical or Chemical Hazards:** This product is a reducer. Keep away from oxidizing agents.

### STORAGE AND DISPOSAL


Do not contaminate water, food, or feed by storage or disposal.

**Pesticide Storage:** Store in a cool, dry place.

**Pesticide Disposal:** Pesticide wastes are toxic. Improper disposal of unused pesticide, spray mixture, or rinse water is a violation of Federal law. If these wastes cannot be used according to label instructions, contact your State Pesticide or Environmental Control Agency, or the Hazardous Waste representative at the nearest EPA Regional Office for guidance in proper disposal methods.

**Container Handling:** Non-refillable container. Do not reuse or refill this container. Triple rinse container (or equivalent) promptly after emptying. Triple rinse as follows: Empty the remaining contents into application equipment or a mix tank and drain for 10 seconds after the flow begins to drip. Fill the container 1/4 full with water and recap. Shake for 10 seconds. Pour rinsate into application equipment or a mix tank or store rinsate for later use or disposal. Drain for 10 seconds after the flow begins to drip. Repeat this procedure two more times. Then offer for recycling if available or puncture and dispose of in a sanitary landfill, or by incineration, or by other procedures approved by state and local authorities.

**CONTAINER IS NOT SAFE FOR FOOD, FEED OR DRINKING WATER.**



(01) 0 07 02941 44816 2