

DODINE GROUP U12 FUNGICIDE

# DODINE FL

Fungicide for Control of Listed Diseases on Almonds, Apples, Bananas \*, Cherries, Nectarines, Peaches, Peanuts\*, Pears, Pecans \*, and Walnuts.

\* Not Registered for Use in California

## ACTIVE INGREDIENT:

Dodine..... 39.6%

OTHER INGREDIENTS: ..... 60.4%

Total ..... 100.0%

Contains 3.4 lbs. of dodine per gallon

EPA Reg. No. 2749-624

EPA Est. No. 75380-GBR-001

**KEEP OUT OF REACH OF CHILDREN**

**DANGER/PELIGRO**

Si usted no entiende la etiqueta, busque a alguien para que se la explique a usted en detalle.  
(If you do not understand the label, find someone to explain it to you in detail.)

**See inside booklet for Precautionary Statements and Directions for Use.**

**Read "LIMIT OF WARRANTY AND LIABILITY" before buying or using.**

**If terms are not acceptable, return at once unopened.**

FIRST AID	
<b>IF IN EYES:</b>	<ul style="list-style-type: none"><li>• Hold eye open and rinse slowly and gently with water for 15-20 minutes.</li><li>• Remove contact lenses if present, after the first 5 minutes, then continue rinsing eye.</li><li>• Call poison control center or physician for treatment advice.</li></ul>
<b>IF SWALLOWED:</b>	<ul style="list-style-type: none"><li>• Call a poison control center or doctor immediately for treatment advice.</li><li>• Have person sip a glass of water if able to swallow.</li><li>• <b>DO NOT</b> induce vomiting unless told to do so by a poison control center or doctor.</li><li>• <b>DO NOT</b> give anything by mouth to an unconscious person.</li></ul>
<b>IF ON SKIN OR CLOTHING:</b>	<ul style="list-style-type: none"><li>• Take off contaminated clothing.</li><li>• Rinse skin immediately with plenty of water for 15-20 minutes.</li><li>• Call a poison control center or doctor for treatment advice.</li></ul>
<b>IF INHALED:</b>	<ul style="list-style-type: none"><li>• Move person to fresh air.</li><li>• If person is not breathing, call 911 or an ambulance, then give artificial respiration, preferably mouth-to-mouth if possible.</li><li>• Call a poison control center or doctor for treatment advice.</li></ul>
<b>Note to Physician:</b> Probable mucosal damage may contraindicate the usage of gastric lavage.	
Have the product container or label with you when calling a poison control center or physician or going for treatment. FOR MEDICAL EMERGENCIES INVOLVING THIS PRODUCT, CALL CHEMTREC® TOLL FREE 1-800-424-9300 or 1-703-527-3887 (24 hours per day, 7 days per week).	

FOR CHEMICAL  
SPILL, LEAK, FIRE,  
EXPOSURE OR MEDICAL  
EMERGENCY INVOLVING  
THIS PRODUCT CALL  
CHEMTREC® TOLL FREE  
1-800-424-9300 or  
1-703-527-3887 (24 hours  
per day, 7 days per week)

**2.5 gallons (9.45 liters)**

**NET CONTENTS**

**Manufactured by:** Actylis, 4 Tri Harbor Court, Port Washington, NY 11050

Job 216303

## PRECAUTIONARY STATEMENTS

### HAZARDS TO HUMANS AND DOMESTIC ANIMALS

Danger. Corrosive. Causes irreversible eye damage. Harmful if swallowed or if absorbed through skin. Avoid contact with skin, eyes or clothing. Wear protective eyewear. Wash thoroughly with soap and water after handling and before eating, drinking, chewing gum, using tobacco or using the toilet. Remove and wash contaminated clothing before reuse. Prolonged or frequently repeated skin contact may cause allergic reactions in some individuals.

### PERSONAL PROTECTIVE EQUIPMENT (PPE)

All mixers, loaders, applicators and other handlers must wear:

- Coveralls over short sleeved shirt and short pants,
- Chemical-resistant footwear plus socks,
- Chemical-resistant gloves made of any waterproof material {barrier laminate, butyl rubber > 14 mils, nitrile rubber > 14 mils, neoprene rubber > 14 mils, polyvinyl chloride (PVC) > 14 mils, and/or viton > 14 mils),
- Goggles or face shield,
- Chemical-resistant headgear for overhead exposure,
- Chemical-resistant apron for mixers and loaders

Mixers, loaders, and applicators for applications using a mechanically pressurized handgun to Almonds, Apples, Bananas, Cherries, Nectarines, Peaches, Pears, Pecans, and Walnuts must wear a minimum of a NIOSH-approved particulate filtering facepiece respirator with any N, R or P filter; OR a NIOSH-approved elastomeric particulate respirator with any N, R or P filter; OR a NIOSH-approved powered air purifying respirator with HE filters.

See **ENGINEERING CONTROLS** for additional requirements.

### USER SAFETY REQUIREMENTS

Follow manufacturer's instructions for cleaning/maintaining PPE. If no such instructions for washables exist, use detergent and hot water. Keep and wash PPE separately from other laundry.

### USER SAFETY RECOMMENDATIONS

Users should:

- Remove clothing/PPE immediately if pesticide gets inside. Then wash thoroughly and put on clean clothing.
- Remove PPE immediately after handling this product, Wash the outside of the gloves before removing. As soon as possible, wash thoroughly and change into clean clothing.

### ENGINEERING CONTROLS

Pilots must use an enclosed cockpit that meets the requirements listed in the Worker Protection Standard (WPS) for agricultural pesticides (40 CFR 170.240(d)(6))

### ENVIRONMENTAL HAZARDS

DODINE FL is toxic to fish and aquatic invertebrates. **DO NOT** apply directly to water, or to areas where surface water is present or to intertidal areas below the mean high water mark. **DO NOT** contaminate water when disposing of equipment washwater or rinsate. Drift and runoff may be hazardous to aquatic organisms in water adjacent to treated areas.

Surface Water and Erosion Control Statement: DODINE FL may contaminate water through runoff and has the potential for runoff for several weeks after application. Poorly draining soils and soils with shallow water tables are more prone to produce runoff that contains DODINE FL. A level, well maintained vegetative buffer strip between areas to which DODINE FL is applied and surface water features including ponds, streams, and springs will reduce the potential for contamination of water from rainfall-runoff. Runoff of DODINE FL will be reduced by avoiding applications when rainfall is forecasted to occur within 48 hours. Sound erosion control practices will reduce DODINE FL's contribution to surface water contamination.

### DIRECTIONS FOR USE

It is a violation of Federal law to use this product in a manner inconsistent with its labeling.

**DO NOT** apply this product in a way that it will contact workers or other persons, either directly or through drift. Only protected handlers may be in the area during application. For any requirements specific to your State or Tribe, consult the agency responsible for pesticide regulation.

### AGRICULTURAL USE REQUIREMENTS

Use this product only in accordance with the Worker Protection Standard, 40 CFR Part 170. This Standard contains requirements for the protection of agricultural workers on farms, forests, nurseries, and greenhouses, and handlers of agricultural pesticides. It contains requirements for training, decontamination, notification, and emergency assistance. It also contains specific instructions and exceptions pertaining to the statements on this label about personal protective equipment (PPE), and restricted-entry interval. The requirements in this box only apply to uses of this product that are covered by the Worker Protection Standard.

**DO NOT** enter or allow worker entry into treated areas during the restricted entry interval (REI) of 48 hours.

PPE required for early entry to treated areas that is permitted under the Worker Protection Standard and that involves contact with anything that has been treated, including plants, soil, or water is:

- Long-sleeved shirt and long pants
- Waterproof gloves
- Shoes plus socks
- Protective eyewear

Notify workers of the applications by warning then orally and by posting warning signs at the entrances to treated areas.

### PRODUCT INFORMATION

Dodine is a fungicide belonging to the guanidine fungicide class used as a foliar protectant against diseases on fruit and nuts. It is specifically useful for control of scab on apples and pears, leafspot on cherries, foliar diseases of bacterial leafspot on peaches and blight of black walnuts. The mode of action for dodine is through the disruption of cell membranes. Application is made as a foliar spray through the use of ground or aerial application equipment.

### USE RESTRICTIONS

- **DO NOT** use DODINE FL for any crop or any pest not specifically listed on this label. For crops and pests listed on the label, follow closely the listed application timings.
- **DO NOT** apply at any application timing not listed on the label.
- **DO NOT** apply DODINE FL through any type of irrigation system.
- **DO NOT** apply in greenhouses.
- **DO NOT** graze livestock in treated fields, orchards or treated groves.

### RESISTANCE MANAGEMENT

For resistance management, DODINE FL contains a Group U12 fungicide. Any fungal population may contain individuals naturally resistant to DODINE FL and other Group U12 fungicides. A gradual or total loss of pest control may occur over time if these fungicides are used repeatedly in the same fields. Follow appropriate resistance-management strategies.

To delay fungicide resistance, take the following steps:

- Rotate the use of DODINE FL or other Group U12 fungicides within a growing season, or among growing seasons, with different groups that control the same pathogens.
- Use tank mixtures with fungicides from a different group that are equally effective on the target pest when such use is permitted. Use at least the minimum application rate as labeled by the manufacturer.
- Adopt an integrated pest management program for fungicide use that includes scouting, uses historical information related to pesticide use, and crop rotation, and which considers host plant resistance, impact of environmental conditions on disease development, disease thresholds, as well as cultural, biological and other chemical control practices.
- Where possible, make use of predictive disease models to effectively time fungicide applications. Note that using predictive models alone is not sufficient to manage resistance.
- Monitor treated fungal populations for resistance development.
- Monitor after application for unexpected target pest survival. If the level of survival suggests that the presence of resistance, consult with your local university specialist or certified pest control advisor.
- Contact your local extension specialist or certified crop advisors for any additional pesticide resistance-management and/or IPM guideline for the specific site and fungal problems in your area.
- For information or to report suspected resistance contact Actylis at [AgroCorrespondence@actylis.com](mailto:AgroCorrespondence@actylis.com).

## APPLICATION DIRECTIONS

DODINE FL is a flowable or suspension concentrate designed to be diluted with water at the rates listed in the specific crop use directions. Add DODINE FL directly to the spray tank when half filled with water. Keep agitator running during filling and spraying. Make applications immediately after the spray solution is prepared. Thorough spray coverage is essential for effective control. Applications may be made with high or low volume spray equipment that provides thorough coverage of the plant. Apply with properly calibrated spray equipment. Trees must be covered uniformly. **DO NOT** excessively drench fruit and foliage with dilute sprays. Avoid heavy deposits when using concentrate sprays. Use DODINE FL in a minimum of 15 gallons of water per acre for all ground applications, and in a minimum of 10 gallons of water per acre for all air applications.

Since DODINE FL forms a suspension in water, it is important to maintain good agitation during mixing and spraying. If the spray suspension is allowed to settle for a short period of time, be sure to agitate the spray suspension for a minimum 10 minutes. Apply spray solutions within 24 hours after mixing.

## TANK MIXTURES

To improve DODINE FL's effectiveness, apply in combination with other pesticide products that are registered for the same crop and application techniques. For current information on the best tank mixture partner in your area, consult with the local dealer, distributor or State Agricultural Extension service.

**It is the pesticide user's responsibility to ensure that all products are registered for the intended use. Read and follow the applicable restrictions and limitations and directions for use on all product labels involved in tank mixing. Users must follow the most restrictive directions for use and precautionary statements of each product in the tank mixture.**

Experience indicates that DODINE FL can be used effectively at specified dosages with most of the commonly used fungicides, herbicides, insecticides and acaricides. However, some incompatibilities were identified, especially with some copper, oil, sulfur, foliar nutrients and chlorpyrifos formulations. Therefore, it is suggested to test the compatibility of the products used in combination with DODINE FL on a small scale before spraying or to ask your local distributor or consultant about potential incompatibility.

If DODINE FL is to be tank mixed with other pesticides, conduct a compatibility test prior to mixing. Use a small container and mix all components in a small amount, usually 0.5 to 1qt. of spray. Mix DODINE FL as indicated above and then combine all products in the same ratio and order of addition as in the proposed spray mixture. Observe the mixture for indication of incompatibility which usually occurs in 10 to 30 minutes after mixing. If incompatibility is observed, try changing the order of addition of the components. The guideline on tank mixture partners is driven by formulation type. Start with water dispersible granules (WDG's), wettable powders (WP's) including water soluble bags (WSB's), suspension concentrates (SC's) or flowable (FL's), all with very good agitation. Next follow with water miscible concentrates and emulsifiable concentrates (EC's) before adding drift control additives, nonionic surfactants (NIS's) or crop oil concentrates (COC's). After vigorous agitation, there must be a homogeneous suspension. Let the final tank mixture stand and observe for any rapid settling or floating of components. If any indications of physical incompatibility develop, **DO NOT** use this mixture for spraying.

## SPRAY DRIFT MANAGEMENT

A variety of factors including weather conditions (e.g., wind direction, wind speed, temperature, relative humidity), and method of application (e.g., ground, aerial, airblast) can influence pesticide drift. The applicator and grower must evaluate all factors and make appropriate adjustments when applying DODINE FL.

## WIND SPEED

**DO NOT** apply at wind speeds greater than 10 mph at the application site.

## DROPLET SIZE

Apply as a medium or coarser spray (ASAE standard 572), except when making orchard airblast applications. For orchard airblast applications, apply at the largest droplet size that provides sufficient coverage and control.

## GROUND APPLICATION

**Release Height - DO NOT** release spray at a height greater than 4 feet above the ground or crop canopy.

## AIRBLAST

Sprays must be directed into the crop canopy. Turn off outward pointing nozzles at row ends and when spraying outer rows.

## AERIAL APPLICATION

**Release Height** - **DO NOT** release spray at a height greater than 10 feet above the ground or crop canopy.

**Boom Length** - The boom length must not exceed 75% of the wingspan or 90% of the rotor blade diameter.

**Swath Adjustment** - When applications are made with a cross-wind, the swath will be displaced downwind. The applicator must compensate for the displacement at the downwind edge of the application area by adjusting the path of the aircraft upwind. Leave at least one swath unsprayed at the downwind edge of the treated field.

### DODINE FL Crop/Use Site Index

Crop	Page
Almonds	5
Apples	5
Bananas	6
Cherries	7
Nectarines	6
Peaches	6
Peanuts	7
Pears	8
Pecans	8
Walnuts	6

## DIRECTIONS FOR CROP APPLICATION

### ALMONDS

#### APPLICATION DIRECTIONS:

**Brown rot blossom blight (*Monilinia laxa* / *Monilinia fructicola*)** - For disease suppression, use 3 pints of DODINE FL per acre at pink bud, full bloom, and petal fall.

**Scab (*Venturia carpophila* anamorph, *Cladosporium carpophilum*)** - Use 3 pints of DODINE FL per acre at petal fall. Repeat application 2 and 5 weeks later.

**Shot hole (*Wilsonomyces carpophilus*)** - Use 3 pints of DODINE FL per acre at leaf emergence (bloom through petal fall). Repeat application 2 and 5 weeks later.

**Anthraxnose (*Gnomonia leptostyla*)** - Use 3 pints of DODINE FL per acre when first leaves unfold. Repeat application at 10- to 14-day intervals.

#### RESTRICTIONS:

- **DO NOT** apply more than 3 pints (1.3 lbs. ai/acre) of DODINE FL per acre per application.
- **DO NOT** apply more than 3 applications per year.
- **DO NOT** apply more than 9 pints of DODINE FL per acre per year (3.9 lbs. ai/acre/year).
- **DO NOT** apply less than 10 days from the last application.
- **DO NOT** apply later than 5 weeks after petal fall.

## APPLES

#### APPLICATION DIRECTIONS:

##### Scab (*Venturia inaequalis*)

Use 1.5 pints per acre of DODINE FL beginning at green tip, and 7 days later to clean the orchard of overwintering scab at the start of the season. Alternatively, apply DODINE FL preventively at weekly intervals from green tip to petal fall. **DO NOT** apply more than 2 applications per year. For resistance management, it is suggested to tank-mix DODINE FL with a fungicide including captan or mancozeb based formulation, at labeled rates.

When tank-mixing DODINE FL with a fungicide including captan or mancozeb, fill the spray tank with clean water half of final desired volume. Start agitation. Slowly add DODINE FL at the specified rate. Once mixed, slowly add a fungicide including, captan or mancozeb based formulation, at the specified rate. Add water to desired final volume. Mix thoroughly and apply at once. Maintain sufficient agitation during mixing and spraying operations to ensure a uniform spray mixture.

#### RESTRICTIONS:

- **DO NOT** apply more than 1.5 pints (0.65 lbs. ai/acre) of DODINE FL per acre in any single application.
- **DO NOT** apply more than 2 applications per year.
- **DO NOT** apply more than 3 pints (1.3 lbs. ai/acre) of DODINE FL per acre per year.
- **DO NOT** apply less than 7 days from the last application.
- **DO NOT** apply after petal fall.

## NECTARINES, and PEACHES

### APPLICATION DIRECTIONS:

**Leaf Curl (*Taphrina deformans*)** - Use 3 pints of DODINE FL per acre as a dormant or delayed dormant application. Additional applications may be made just before buds swell in the spring.

**Brown rot blossom blight (*Monilinia laxa* / *Monilinia fructicola*) (States West of the Mississippi River)** - For disease suppression, use 3 pints of DODINE FL per acre at pink bud. Repeat application at full bloom and again at petal fall.

**Scab (*Venturia carpophila* anamorph; *Cladosporium carpophilum*)** - Use 3 pints of DODINE FL per acre at petal fall.

**Shot hole (*Wilsonomyces carpophilus*)** - Use 3 pints of DODINE FL per acre at dormant state, and repeat application at petal fall.

### RESTRICTIONS:

- **DO NOT** apply more than 3 pints (1.3 lbs. ai/acre) of DODINE FL per acre per application.
- **DO NOT** apply more than 3 applications per year.
- **DO NOT** apply more than 9 pints of DODINE FL per acre per year (3.9 lbs. ai/acre/year).
- **DO NOT** apply less than 7 days from the last application.
- **DO NOT** apply after petal fall.

## BANANAS (Not registered for use on bananas in California)

### APPLICATION DIRECTIONS:

**Sigatoka (Air Application):** Use 0.85 to 1.5 pints per acre of DODINE FL as needed to maintain Sigatoka control in a mixture of 19 to 25 pints water/acre and 4 pints mineral oil/acre. Repeat application thereafter at 7- to 15-day interval. It is suggested for subsequent cover sprays to use DODINE FL in rotation with other labeled fungicides that have a different mode of action.

### RESTRICTIONS:

- **DO NOT** apply more than 1.5 pints (0.65 lbs. ai/acre) of DODINE FL per acre per application.
- **DO NOT** apply more than 5 applications per year.
- **DO NOT** apply more than 7.5 pints of product per acre per year (3.2 lbs. ai/acre/year).
- **DO NOT** apply less than 7 days from the last application.

## WALNUTS

### APPLICATION DIRECTIONS:

**Brown rot blossom blight (*Monilinia laxa* / *Monilinia fructicola*)** - For disease suppression, use 3 pints of DODINE FL per acre at pink bud, full bloom, and petal fall.

**Scab (*Venturia carpophila* anamorph, *Cladosporium carpophilum*)** - Use 3 pints of DODINE FL per acre at petal fall. Repeat application 2 and 5 weeks later.

**Shot hole (*Wilsonomyces carpophilus*)** - Use 3 pints of DODINE FL per acre at leaf emergence (bloom through petal fall). Repeat application 2 and 5 weeks later.

**Anthracnose (*Gnomonia leptostyla*)** - Use 3 pints of DODINE FL per acre when first leaves unfold. Repeat application at 10- to 14-day intervals.

### RESTRICTIONS:

- **DO NOT** apply more than 3 pints (1.3 lbs. ai/acre) of DODINE FL per acre per application.
- **DO NOT** apply more than 3 applications per year.
- **DO NOT** apply more than 9 pints of DODINE FL per acre per year (3.9 lbs. ai/acre/year).
- **DO NOT** apply less than 10 days from the last application.
- **DO NOT** apply within 7 days of harvest.

## CHERRIES (SOUR AND SWEET)

### APPLICATION DIRECTIONS:

**Leaf Spot (*Blumeriella jaapii* anamorph, *Coccomyces hiemalis*):** Use 1.5 - 3 pints of DODINE FL per acre at petal fall or when first leaves unfold. Repeat application thereafter at 7- to 10-day intervals. If conditions favor leaf spot, continue applications through harvest. For resistance management, it is suggested to tank-mix with a fungicide including a captan based formulation, at labeled rate. Fill the spray tank with clean water at half of the final desired volume. Start agitation. Slowly add DODINE FL at the specified rate. Slowly add a fungicide including, captan, at the labeled rate. Add water to desired final volume. Mix thoroughly and apply at once. Maintain sufficient agitation during mixing and spraying operations to ensure a uniform spray mixture.

**Post-Harvest Applications to Trees:** Apply 1.5 - 3 pints of DODINE FL per acre immediately after harvest and as needed.

**Brown rot blossom blight (*Monilinia laxa* / *Monilinia fructicola*) (States West of the Mississippi River):** For disease suppression, use 3 pints of DODINE FL per acre at the time flower buds begin to open (white bud-popcorn bloom stages). Repeat application at full bloom and again at petal fall.

Applications of DODINE FL to cherries when temperatures and humidity are excessively high may cause spotting to foliage or fruit.

### RESTRICTIONS:

- **DO NOT** apply more than 6 applications per year (2 applications at 3 pints of DODINE FL per acre (1.3 lbs. ai/acre), and 4 applications at 1.5 pints of DODINE FL per acre (0.65 lb. ai/acre)).
- **DO NOT** apply more than 12 pints of DODINE FL per acre per year (5.2 lbs. ai/acre/year).
- **DO NOT** apply less than 7 days from the last application.
- **DO NOT** apply within 7 days of harvest.

## PEANUTS (Not registered for use on peanuts in California)

### APPLICATION DIRECTIONS:

**Early Leaf Spot (*Cercospora arachidicola*) and Late Leaf Spot (*Cercosporidium personatum*)**

### Ground and Air Applications:

**DODINE FL alone** - Use a maximum of 0.9 - 1.5 pints DODINE FL per acre in sufficient water to achieve thorough plant coverage. Begin with applications, first approximately 35 days after planting, and repeat at 10- to 14-day intervals.

**DODINE FL in tank-mix** - When tank-mixing with white mold products including tebuconazole, dose rate can be reduced down to 0.8 pints of DODINE FL per acre. Tank-mix incompatibilities were observed with some tebuconazole based formulations. Therefore, it is suggested to test the compatibility of the products used in combination with DODINE FL at small scale before spraying or to ask your local distributor about potential incompatibility. The tank-mix fungicide partner must be used at the labeled rate. Applications are made at 10- to 14-day intervals, beginning approximately 55 days after planting. **DO NOT** apply within 14 days of harvest.

### RESTRICTIONS

- **DO NOT** apply more than 1.5 pints (0.65 lb. ai/acre) of this product per acre per application.
- **DO NOT** apply more than 5 applications per year when using lower rates.
- **DO NOT** apply more than 4.5 pints of this product per acre per year (1.95 lbs. ai/acre/year).
- **DO NOT** apply less than 10 days from the last application.
- **DO NOT** apply within 14 days of harvest.
- **DO NOT** feed hay or vines (peanuts) to livestock.

## PEARS

### APPLICATION DIRECTIONS:

**Scab (*Venturia pirina*) and leaf spot (*Fabraea* spp.) – Protection Schedule Ground and Air application:**

Use 3 pints per acre of DODINE FL at 7-day intervals to maintain scab control beginning at green tip. Fill the spray tank with clean water half of final desired volume. Start agitation. Slowly add DODINE FL at the specified rate. Add water to desired final volume. Mix thoroughly and apply at once. Maintain sufficient agitation during mixing and spraying operations to ensure a uniform spray mixture.

### RESTRICTIONS:

- **DO NOT** apply more than 3 pints (1.3 lbs. ai/acre) of DODINE FL per acre per application.
- **DO NOT** apply more than 3 applications per year.
- **DO NOT** apply more than 9 pints of DODINE FL per acre per year (3.9 lbs. ai/acre/year).
- **DO NOT** apply less than 7 days from the last application.
- **DO NOT** apply within 7 days of harvest.

## PECANS (Not registered for use on pecans in California)

### APPLICATION DIRECTIONS:

**Scab, liver spot, brown leaf spot, downy leaf spot, leaf blotch, downy mildew Ground and Air application:**

**DODINE FL alone** - Use 3 pints of DODINE FL per acre in sufficient water to obtain good coverage of spray at pre- and post-pollination periods. Apply every 10 to 21 days or as needed as determined by rainfall, from bud break through shell hardening.

**DODINE FL in tank-mix** - In case of tank-mix with triphenyltin hydroxide or fenbuconazole use 1.5 pints of DODINE FL per acre.

DODINE FL has been used effectively on most pecan varieties. Severe foliage injury has been experienced on Barton, Moore, Shawnee and Van Deman in the Southeast. Foliar bronzing has sometimes been observed on other varieties, especially when tank-mixed with certain miticides.

### RESTRICTIONS:

- **DO NOT** apply more than 3 pints (1.3 lbs. ai/acre) of DODINE FL per acre per application.
- **DO NOT** apply more than 6 applications per year.
- **DO NOT** apply more than 18 pints of DODINE FL per acre per year (7.8 lbs. ai/acre/year).
- **DO NOT** apply less than 10 days from the last application.
- **DO NOT** apply after shucks have started to open.

## Storage and Disposal

**DO NOT** contaminate water, food, or feed by storage and disposal.

**Pesticide Storage:** Store in original container only. Avoid freezing. Store above 40°F. In case of leak or spill, use absorbent materials to contain liquids and dispose as waste.

**Pesticide Disposal:** Pesticide wastes are acutely hazardous. Improper disposal of excess pesticide, spray mixture, or rinsate is a violation of Federal Law. If these wastes cannot be disposed of by use according to label instructions, contact your State Pesticide or Environmental Control Agency, or the Hazardous Waste representative at the nearest EPA Regional office for guidance.

**Container Handling:** Nonrefillable container. **DO NOT** reuse or refill this container. Offer for recycling if available or puncture and dispose of in a sanitary landfill, or by incineration, or by other procedures allowed by state and local authorities.

Triple rinse or pressure rinse container (or equivalent) promptly after emptying. **Triple rinse** as follows: Empty the remaining contents into application equipment or a mix tank and drain for 10 seconds after the flow begins to drip. Fill the container 1/4 full with water and recap. Shake for 10 seconds. Pour rinsate into application equipment or a mix tank or store rinsate for later use or disposal. Drain for 10 seconds after the flow begins to drip. Repeat this procedure two more times. **Pressure rinse** as follows: Empty the remaining contents into application equipment or a mix tank and continue to drain for 10 seconds after the flow begins to drip. Hold container upside down over application equipment or mix tank or collect rinsate for later use or disposal. Insert pressure rinsing nozzle in the side of the container, and rinse at about 40 psi for at least 30 seconds. Drain for 10 seconds after the flow begins to drip.



## WARRANTY DISCLAIMER AND NOTICE

### IMPORTANT: READ BEFORE USE

Read the entire Directions for Use, Conditions, Disclaimer of Warranties and Limitations of Liability before using this product. If terms are not acceptable, return the unopened product container at once.

By using this product, user or buyer accepts the following Conditions, Disclaimer of Warranties and Limitations of Liability.

**CONDITIONS:** The directions for use of this product are believed to be adequate and must be followed carefully. However, it is impossible to eliminate all risks associated with the use of this product. Crop injury, ineffectiveness or other unintended consequences may result because of such factors as weather conditions, presence of other materials, or the manner of use or application, all of which are beyond the control of Actylis To the extent consistent with applicable law all such risks shall be assumed by the user or buyer.

**DISCLAIMER OF WARRANTIES:** To the extent consistent with applicable law, ACTYLIS MAKES NO OTHER WARRANTIES, EXPRESS OR IMPLIED, OF MERCHANTABILITY OR OF FITNESS FOR A PARTICULAR PURPOSE OR OTHERWISE, THAT EXTEND BEYOND THE STATEMENTS MADE ON THIS LABEL. No agent of Actylis is authorized to make any warranties beyond those contained herein or to modify the warranties contained herein. To the extent consistent with applicable law, ACTYLIS DISCLAIMS ANY LIABILITY WHATSOEVER FOR SPECIAL, INCIDENTAL OR CONSEQUENTIAL DAMAGES RESULTING FROM THE USE OR HANDLING OF THIS PRODUCT.

**LIMITATIONS OF LIABILITY:** To the extent consistent with applicable law, THE EXCLUSIVE REMEDY OF THE USER OR BUYER FOR ANY AND ALL LOSSES, INJURIES OR DAMAGES RESULTING FROM THE USE OR HANDLING OF THIS PRODUCT, WHETHER IN CONTRACT, WARRANTY, TORT, NEGLIGENCE, STRICT LIABILITY OR OTHERWISE, SHALL NOT EXCEED THE PURCHASE PRICE PAID, OR AT ACTYLIS'S ELECTION, THE REPLACEMENT OF PRODUCT.

All trademarks are proprietary of their respective owners.

Active ingredient made in India, formulated and packaged in UK.







# DODINE FL

Fungicide for Control of Listed Diseases on Almonds, Apples, Bananas \*, Cherries, Nectarines, Peaches, Peanuts\*, Pears, Pecans \*, and Walnuts.

\* Not Registered for Use in California

## ACTIVE INGREDIENT:

Dodine:.....	39.6%
OTHER INGREDIENTS: .....	60.4%
Total	100.0%

Contains 3.4 lbs. of dodine per gallon

EPA Reg. No. 2749-624

EPA Est. No. 75380-GBR-001

## KEEP OUT OF REACH OF CHILDREN DANGER/PELIGRO

Si usted no entiende la etiqueta, busque a alguien para que se la explique a usted en detalle.  
(If you do not understand the label, find someone to explain it to you in detail.)

See inside booklet for Precautionary Statements and Directions for Use.

Read "LIMIT OF WARRANTY AND LIABILITY" before buying or using. If terms are not acceptable, return at once unopened.

### FIRST AID

**IF IN EYES:** Hold eye open and rinse slowly and gently with water for 15-20 minutes. Remove contact lenses if present, after the first 5 minutes, then continue rinsing eye. Call poison control center or physician for treatment advice.

**IF SWALLOWED:** Call a poison control center or doctor immediately for treatment advice. Have person sip a glass of water if able to swallow. **DO NOT** induce vomiting unless told to do so by a poison control center or doctor. **DO NOT** give anything by mouth to an unconscious person.

**IF ON SKIN OR CLOTHING:** Take off contaminated clothing. Rinse skin immediately with plenty of water for 15-20 minutes. Call a poison control center or doctor for treatment advice.

**IF INHALED:** Move person to fresh air. If person is not breathing, call 911 or an ambulance, then give artificial respiration, preferably mouth-to-mouth if possible. Call a poison control center or doctor for treatment advice.

**Note to Physician:** Probable mucosal damage may contraindicate the usage of gastric lavage.

Have the product container or label with you when calling a poison control center or physician or going for treatment. FOR MEDICAL EMERGENCIES INVOLVING THIS PRODUCT, CALL CHEMTREC® TOLL FREE 1-800-424-9300 or 1-703-527-3887 (24 hours per day, 7 days per week).

FOR CHEMICAL SPILL, LEAK, FIRE, EXPOSURE OR MEDICAL EMERGENCY INVOLVING THIS PRODUCT CALL CHEMTREC® TOLL FREE 1-800-424-9300 or 1-703-527-3887 (24 hours per day, 7 days per week).

### PRECAUTIONARY STATEMENTS

#### HAZARDS TO HUMANS AND DOMESTIC ANIMALS

Danger. Corrosive. Causes irreversible eye damage. Harmful if swallowed or if absorbed through skin. Avoid contact with skin, eyes or clothing. Wear protective eyewear. Wash thoroughly with soap and water after handling and before eating, drinking, chewing gum, using tobacco or using the toilet. Remove and wash contaminated clothing before reuse. Prolonged or frequently repeated skin contact may cause allergic reactions in some individuals.

Active ingredient made in India, formulated and packaged in UK.

**2.5 gallons (9.45 liters)**

#### NET CONTENTS

Manufactured by: Actylis, 4 Tri Harbor Court, Port Washington, NY 11050

% BY WT

### ENVIRONMENTAL HAZARDS

DODINE FL is toxic to fish and aquatic invertebrates. **DO NOT** apply directly to water, or to areas where surface water is present or to intertidal areas below the mean high water mark. **DO NOT** contaminate water when disposing of equipment washwater or rinsate. Drift and runoff may be hazardous to aquatic organisms in water adjacent to treated areas.

## Storage and Disposal

**DO NOT** contaminate water, food, or feed by storage and disposal.

**Pesticide Storage:** Store in original container only. Avoid freezing. Store above 40°F. In case of leak or spill, use absorbent materials to contain liquids and dispose as waste.

**Pesticide Disposal:** Pesticide wastes are acutely hazardous. Improper disposal of excess pesticide, spray mixture, or rinsate is a violation of Federal Law. If these wastes cannot be disposed of by use according to label instructions, contact your State Pesticide or Environmental Control Agency, or the Hazardous Waste representative at the nearest EPA Regional office for guidance.

**Container Handling:** Nonrefillable container. **DO NOT** reuse or refill this container. Offer for recycling if available or puncture and dispose of in a sanitary landfill, or by incineration, or by other procedures allowed by state and local authorities.

Triple rinse or pressure rinse container (or equivalent) promptly after emptying. **Triple rinse** as follows: Empty the remaining contents into application equipment or a mix tank and drain for 10 seconds after the flow begins to drip. Fill the container 1/4 full with water and recap. Shake for 10 seconds. Pour rinsate into application equipment or a mix tank or store rinsate for later use or disposal. Drain for 10 seconds after the flow begins to drip. Repeat this procedure two more times.

**Pressure rinse** as follows: Empty the remaining contents into application equipment or a mix tank and continue to drain for 10 seconds after the flow begins to drip. Hold container upside down over application equipment or mix tank or collect rinsate for later use or disposal. Insert pressure rinsing nozzle in the side of the container, and rinse at about 40 psi for at least 30 seconds. Drain for 10 seconds after the flow begins to drip.

Batch Code: See Container

PEEL BACK BOOK HERE AND RESEAL AFTER OPENING

# PROOF

## THIS PROOF IS TO BE CHECKED FOR ACCURACY

Please review and approve **Text, Spelling, Copy Placement, Size, Shape, Colors** and **Dieline**.

**Authorized signature** accepts responsibility for accuracy of all copy, color break and artwork. Cimarron Label is not liable for any discrepancies subsequently identified.

**PLEASE NOTE:** Due to color variance between printers/monitors, the colors represented by this proof cannot be deemed accurate. Please refer to a color matching system such as the Pantone Matching System for a truer representation of spot colors.

**THIS PROOF IS NOT ACCURATE FOR COLOR-MATCH.**

*Dieline does not print.*







**Cimarron Label**

an inovor company

4201 North Westport Ave. • Sioux Falls, SD 57107

Phone: (605) 978-0451 • Fax: (605) 978-0463

DATE	JOB NUMBER	CUSTOMER
5-28-24	216303	Aceto
LABEL SIZE	BOOKLET SIZE	
7.125" X 6.375"	6.875" X 5.375"	
LABEL COLORS	BOOKLET OUTSIDE COLORS	BOOKLET INSIDE COLORS
 BLK	 BLK  2712	 BLK
PATTERN VARNISH: <input checked="" type="checkbox"/> YES <input type="checkbox"/> NO		

Form: CS 006B - 3/29/2017

☐ **ARTWORK IS APPROVED**

☐ **REVISED PROOF NEEDED**

**WE CANNOT PROCESS  
THIS ORDER WITHOUT AN  
AUTHORIZED SIGNATURE**

**Signed** \_\_\_\_\_ **Date** \_\_\_\_\_