

GLYPHOSATE	GROUP 9	HERBICIDE
FOMESAFEN	GROUP 14	HERBICIDE

PULL HERE TO OPEN ►



Flexstar[®]GT 3.5

syngenta[®]

Herbicide

For Control of Certain Weeds in
Cotton and Soybeans



Active Ingredients:

Sodium Salt of Fomesafen: 5.88%

Glyphosate: 22.40%

Other Ingredients: 71.72%

Total: 100.00%

Flexstar GT 3.5 is formulated as a soluble liquid.

Flexstar GT 3.5 contains 0.56 pounds of fomesafen and 2.26 pounds of glyphosate expressed as acid equivalent per gallon.

KEEP OUT OF REACH OF CHILDREN.

CAUTION

See additional precautionary statements and directions for use inside booklet.

EPA Reg. 100-1385

EPA Est. 070989-MO-001

SCP 1385A-L1D 0919

4116984

2.5 gallons

Net Contents

®

FIRST AID	
If in eyes	<ul style="list-style-type: none"> • Hold eye open and rinse slowly and gently with water for 15-20 minutes. • Remove contact lenses, if present, after the first 5 minutes, then continue rinsing. • Call a poison control center or doctor for treatment advice.
If swallowed	<ul style="list-style-type: none"> • Call a poison control center or doctor immediately for treatment advice. • Have person sip a glass of water if able to swallow. • Do not induce vomiting unless told to by a poison control center or doctor. • Do not give anything by mouth to an unconscious person.
If on skin or clothing	<ul style="list-style-type: none"> • Take off contaminated clothing. • Rinse skin immediately with plenty of water for 15-20 minutes. • Call a poison control center or doctor for treatment advice.
If inhaled	<ul style="list-style-type: none"> • Move person to fresh air. • If person is not breathing, call 911 or an ambulance, then give artificial respiration, preferably mouth-to-mouth, if possible. • Call a poison control center or doctor for further treatment advice.
Have the product container or label with you when calling a poison control center or doctor or going for treatment.	
HOTLINE NUMBER For 24-Hour Medical Emergency Assistance (Human or Animal) Or Chemical Emergency Assistance (Spill, Leak, Fire or Accident) Call 1-800-888-8372	

PRECAUTIONARY STATEMENTS

Hazards to Humans and Domestic Animals

CAUTION

Causes moderate eye irritation. Avoid contact with eyes or clothing. Wash thoroughly with soap and water after handling and before eating, drinking, chewing gum, using tobacco, or using the toilet.

Personal Protective Equipment (PPE)

Applicators and other handlers must wear:

- Long-sleeved shirt and long pants
- Shoes plus socks
- Chemical-resistant gloves: barrier laminate, butyl rubber ≥14 mils, nitrile rubber ≥14 mils, neoprene rubber ≥14 mils, polyvinyl chloride (PVC) ≥14 mils, or Viton® ≥14 mils.

continued...

PRECAUTIONARY STATEMENTS (continued)

User Safety Requirements

Follow manufacturer's instructions for cleaning/maintaining PPE. If no such instructions for washables exist, use detergent and hot water. Keep and wash PPE separately from other laundry.

Engineering Controls

When handlers use closed systems, enclosed cabs, or aircraft in a manner that meets the requirements listed in the Worker Protection Standard (WPS) for agricultural pesticides [40 CFR 170.240(d)(4-6)], the handler PPE requirements may be reduced or modified as specified in the WPS.

User Safety Recommendations

Users should:

- Wash hands thoroughly with soap and water after handling and before eating, drinking, chewing gum, using tobacco or using the toilet.
- Remove clothing/PPE immediately if pesticide gets inside. Then wash thoroughly and put on clean clothing.
- Remove PPE immediately after handling this product. Wash the outside of gloves before removing. As soon as possible, wash thoroughly and change into clean clothing.

Environmental Hazards

Non-target Organism Advisory

This product is toxic to plants and may adversely impact the forage and habitat of non-target organisms, including pollinators, in areas adjacent to the treated site. Protect the forage and habitat of non-target organisms by following label directions intended to minimize spray drift.

For Terrestrial Uses: Do not apply directly to water, or to areas where surface water is present, or to intertidal areas below the mean high water mark. Do not contaminate water when disposing of equipment washwater or rinsate. Do not apply when weather conditions favor drift from target area.

Drift and runoff may be hazardous to aquatic organisms in water adjacent to treated areas.

Groundwater Advisory

Fomesafen is known to leach through soil into groundwater under certain conditions as a result of label use. This chemical may leach into groundwater if used in areas where soils are permeable, particularly where the water table is shallow.

Surface Water Advisory

This product may impact surface water quality due to spray drift and runoff of rain water. This is especially true for poorly draining soils and soils with shallow ground water. This product is classified as having high potential for reaching surface water via runoff for several months after application. A level, well-maintained vegetative buffer strip between areas to which this product is applied and surface water features such as ponds, streams, and springs will reduce the potential loading of fomesafen from runoff water and sediment. Runoff of this product will be reduced by avoiding applications when rainfall is forecasted to occur within 48 hours. See the manual for "Conservation Buffers to Reduce Pesticide Losses" at the following internet address:

<http://www.wsi.nrcs.usda.gov/products/W2Q/pest/core4.html>.

Physical and Chemical Hazards

Do not store, mix or apply this product or spray solutions of this product in unlined steel (except stainless steel), galvanized steel containers, or sprayer tanks. This product or spray solutions of this product will react with these containers and tanks and produce hydrogen gas which may form a highly combustible mixture. This gas mixture could flash or explode, causing serious personal injury, if ignited by spark, open flame, lighted cigarette, welder torch, or other ignition source.

Spray solutions of this product must be mixed, stored and applied using only stainless steel, fiberglass, plastic, or plastic-lined steel containers.

DIRECTIONS FOR USE

It is a violation of Federal Law to use this product in a manner inconsistent with its labeling.

Do not apply this product in a way that will contact workers or other persons, either directly or through drift. Only protected handlers may be in the area during application. For any requirements specific to your State or Tribe, consult the agency responsible for pesticide regulation.

AGRICULTURAL USE REQUIREMENTS

Use this product only in accordance with its labeling and with the Worker Protection Standard, 40 CFR part 170. This Standard contains requirements for the protection of agricultural workers on farms, forests, nurseries, and greenhouses, and handlers of agricultural pesticides. It contains requirements for training, decontamination, notification, and emergency assistance. It also contains specific instructions and exceptions pertaining to the statements on this label about personal protective equipment (PPE), and restricted-entry interval. The requirements in this box only apply to uses of this product that are covered by the Worker Protection Standard.

Do not enter or allow worker entry into treated areas during the restricted-entry interval (REI) of 24 hours.

PPE required for early entry to treated areas that is permitted under the Worker Protection Standard and that involves contact with anything that has been treated, such as plants, soil, or water, is:

- Coveralls
- Shoes plus socks
- Chemical-resistant gloves: barrier laminate, butyl rubber ≥ 14 mils, nitrile rubber ≥ 14 mils, neoprene rubber ≥ 14 mils, polyvinyl chloride (PVC) ≥ 14 mils, or Viton ≥ 14 mils.

PRODUCT INFORMATION

Flexstar GT 3.5 may be applied as a preplant or preemergence burndown application in cotton or as a postemergence directed application in glyphosate-tolerant (GT) cotton* and as a preplant or preemergence burndown in soybeans or as a postemergence over-the-top application in glyphosate-tolerant (GT) soybeans** to control labeled broadleaf, grass and sedge weeds.

*Flexstar GT 3.5 may be used on the following glyphosate-tolerant cotton: Roundup Ready Flex Cotton, Bollgard II XtendFlex Cotton.

**Flexstar GT 3.5 may be used on the following glyphosate-tolerant soybeans: all Roundup Ready soybeans including Roundup Ready Soybean, Roundup Ready 2 Yield Soybean, Roundup Ready 2 Xtend Soybean.

Environmental and Agronomic Conditions

Always apply Flexstar GT 3.5 under favorable environmental conditions that promote active weed growth. Avoid applying Flexstar GT 3.5 to weeds which are under stress from drought, extreme temperatures, excessive water, low humidity, low soil fertility, mechanical or chemical injury as reduced weed control and/or increased crop injury may result.

Preplant Surface, Preemergence or Postemergence Applications

Flexstar GT 3.5 will control or partially control certain germinating broadleaf weeds and sedges by soil residual activity from either preplant surface, preemergence or postemergence applications that come in contact with the soil. Moisture is necessary to activate Flexstar GT 3.5 in soil for residual weed control. Dry weather following applications of Flexstar GT 3.5 may reduce effectiveness. When adequate moisture is not received within 7 days after a Flexstar GT 3.5 application, weed control may be improved by overhead irrigation with at least a 1/4 inch of water.

Cultivation

Cultivation prior to postemergence application is not recommended. Weeds may be put under stress by cultivation thus reducing weed control. Timely cultivation 2-3 weeks after applying Flexstar GT 3.5 may assist weed control.

Adjuvants

When an adjuvant is to be used with this product, the use of an adjuvant that meets the standards of the Chemical Producers and Distributors Association (CPDA) adjuvant certification program is recommended.

RESISTANT WEED MANAGEMENT

GLYPHOSATE	GROUP	9	HERBICIDE
FOMESAFEN	GROUP	14	HERBICIDE

Flexstar GT 3.5 contains the active ingredients glyphosate which inhibits 5-enolpyruvylshikimate-3-phosphate synthase (EPSPS, Site of Action Group 9) and fomesafen which inhibits the enzyme protoporphyrinogen oxidase (PPO or PROTOX, Site of Action Group 14). Some naturally occurring weed populations have been identified as resistant to Group 9 and Group 14 herbicides. Selection of resistant biotypes, through repeated use of these herbicides or lower than recommended use rates in the same field, may result in weed control failures. A resistant biotype may be present where poor performance cannot be attributed to adverse environmental conditions or improper application methods.

Contact your local Syngenta representative, retailer, crop advisor or extension agent to determine if weeds resistant to modes of action contained in this product are present in your area. If resistant biotypes have been reported, use the full labeled rate of this product, apply at the labeled timing, and tank-mix with a different mode of action product so there are multiple effective modes of application for each suspected resistant weed.

Principles of Herbicide Resistant Weed Management

Scout and know your field

- Know weed species present in the field to be treated through scouting and field history. An understanding of weed biology is useful in designing a resistance management strategy. Ensure the weed management program will control all weeds present.
- Fields should be scouted prior to application to determine species present and growth stage. Always apply this herbicide at the full labeled rate and correct timing for the weeds present in the field.

Utilize non-herbicidal practices to add diversity

- Use diversified management tactics such as cover crops, mechanical weed control, harvest weed seed control, and crop rotation as appropriate.

Use good agronomic practices, start clean and stay clean

- Use good agronomic practices that enhance crop competitiveness.
- Plant into weed-free fields utilizing tillage or an effective burndown herbicide for control of emerged weeds.
- Sanitize farm equipment to avoid spreading seed or vegetative propagules prior to leaving fields.

Difficult to control weeds

- Fields with difficult to control weeds should be planted in rotation with crops that allow the use of herbicides with an alternative mode of action or different management practices.
- Difficult to control weeds may require sequential applications, such as a broad spectrum preemergence herbicide followed by one or more postemergence herbicide applications. Utilize herbicides containing different modes of action effective on the target weeds in sequential applications.

Do not overuse the technology

- Do not use more than two applications of this or any other herbicide with the same mode of action in a single growing season unless mixed with an herbicide with a different mode of action which provides overlapping spectrum for the difficult to control weeds.

Scout and inspect fields following application

- Prevent an influx of weeds into the field by controlling weeds in field borders.
- Scout fields after application to verify that the treatment was effective.
- Suspected- herbicide resistant weeds may be identified by these indicators
 - Failure to control a weed species normally controlled by the herbicide at the dose applied, especially if control is achieved on adjacent weeds;
 - A spreading patch of non-controlled plants of a particular weed species; and
 - Surviving plants mixed with controlled individuals of the same species.
- Report non-performance of this product to your Syngenta retailer, Syngenta representative, or call 1-866-Syngent (866-796-4368). If resistance is suspected ensure weed escapes are controlled using an herbicide with an effective mode of action and/or use non-chemical means to prevent further seed production.

Prevent weed escapes before, during, and after harvest

- Do not allow weed escapes to produce seed or vegetative structures such as tubers or stolons which contribute to spread and survival. Consider harvest weed seed management and control weeds post-harvest to prevent seed production.

SPRAY DRIFT MANAGEMENT

SPRAY DRIFT

Aerial Applications:

- Do not release spray at a height greater than 10 ft above the vegetative canopy, unless a greater application height is necessary for pilot safety.
- For applications prior to the emergence of crops and target weeds, applicators are required to use a Coarse or coarser droplet size (ASABE S572.1).
- For all other applications, applicators are required to use a Medium or coarser droplet size (ASABE S572.1).
- For aerial applications: Do not apply when wind speeds exceed 15 mph at the application site. If the wind speed is greater than 10 mph, the boom length must be 65% or less of the wingspan for fixed wing aircraft and 75% or less of the rotor blade diameter for helicopters. Otherwise, the boom length must be 75% or less of the wingspan for fixed wing aircraft and 90% or less of the rotor blade diameter for helicopters. Applicators must use 1/2 swath displacement upwind at the downwind edge of the field.
- Nozzles must be oriented so the spray is directed toward the back of the aircraft.
- Do not apply when wind speeds exceed 15 miles per hour at the application site.
- Do not apply during temperature inversions.

SPRAY DRIFT

Ground Boom Applications:

- User must only apply with the nozzle height recommended by the manufacturer, but no more than 3 feet above the ground or crop canopy unless making a turf, pasture, or rangeland application, in which case applicators may apply with a nozzle height no more than 4 feet above the ground.
- For applications prior to the emergence of crops and target weeds, applicators are required to use a Coarse or coarser droplet size (ASABE S572.1).
- For all other applications, applicators are required to use a Medium or coarser droplet size (ASABE S572.1).
- Do not apply when wind speeds exceed 15 miles per hour at the application site.
- Do not apply during temperature inversions.

SPRAY DRIFT ADVISORIES

THE APPLICATOR IS RESPONSIBLE FOR AVOIDING OFF-SITE SPRAY DRIFT.
BE AWARE OF NEARBY NON-TARGET SITES AND ENVIRONMENTAL CONDITIONS.

IMPORTANCE OF DROPLET SIZE

An effective way to reduce spray drift is to apply large droplets. Use the largest droplets that provide target pest control. While applying larger droplets will reduce spray drift, the potential for drift will be greater if applications are made improperly or under unfavorable environmental conditions.

Controlling Droplet Size – Ground Boom

- Volume - Increasing the spray volume so that larger droplets are produced will reduce spray drift. Use the highest practical spray volume for the application. If a greater spray volume is needed, consider using a nozzle with a higher flow rate.
- Pressure - Use the lowest spray pressure recommended for the nozzle to produce the target spray volume and droplet size.
- Spray Nozzle - Use a spray nozzle that is designed for the intended application. Consider using nozzles designed to reduce drift.

Controlling Droplet Size – Aircraft

- Adjust Nozzles - Follow nozzle manufacturer's recommendations for setting up nozzles. Generally, to reduce fine droplets, nozzles should be oriented parallel with the airflow in flight.

BOOM HEIGHT – Ground Boom

Use the lowest boom height that is compatible with the spray nozzles that will provide uniform coverage. For ground equipment, the boom should remain level with the crop and have minimal bounce.

RELEASE HEIGHT - Aircraft

Higher release heights increase the potential for spray drift.

SHIELDED SPRAYERS

Shielding the boom or individual nozzles can reduce spray drift. Consider using shielded sprayers. Verify that the shields are not interfering with the uniform deposition of the spray on the target area.

TEMPERATURE AND HUMIDITY

When making applications in hot and dry conditions, use larger droplets to reduce effects of evaporation.

TEMPERATURE INVERSIONS

Drift potential is high during a temperature inversion. Temperature inversions are characterized by increasing temperature with altitude and are common on nights with limited cloud cover and light to no wind. The presence of an inversion can be indicated by ground fog or by the movement of smoke from a ground source or an aircraft smoke generator. Smoke that layers and moves laterally in a concentrated cloud (under low wind conditions) indicates an inversion, while smoke that moves upward and rapidly dissipates indicates good vertical air mixing. Avoid applications during temperature inversions.

WIND

Drift potential generally increases with wind speed. AVOID APPLICATIONS DURING GUSTY WIND CONDITIONS.

Applicators need to be familiar with local wind patterns and terrain that could affect spray drift.

APPLICATION DIRECTIONS

Spray Adjuvants

Flexstar GT 3.5 is specifically formulated with the ISOLINK™ Technology II that minimizes the need for additional spray adjuvants. Under certain conditions, burndown and postemergence activity may be improved by adding one or more of the following spray adjuvants:

Ammonium Sulfate (AMS) at 8.5 to 17 lb/100 gallons of water should be added in areas where commonly used with glyphosate-containing products. Liquid formulations of AMS may be used at an equivalent rate.

Urea Ammonium Nitrate (UAN) (28-32% liquid nitrogen solution) may be added at 1-2.5% v/v (1-2.5 gallons/100 gallons) of finished spray volume. If AMS is being added, UAN is generally not required. UAN can improve weed control but may reduce crop tolerance.

One of the following spray adjuvants can be added for difficult to control weeds or under adverse environmental conditions:

Crop Oil Concentrate (COC) or Methylated Seed Oil (MSO): Use a nonphytotoxic COC or MSO containing 15-20% approved emulsifier at 0.5-1% v/v (2-4 quarts/100 gallons) of finished spray volume. COC or MSO can improve weed control but may reduce crop tolerance.

Nonionic Surfactant (NIS): Use NIS containing at least 80% active ingredient at 0.25-0.5% v/v (1-2 quarts/100 gallons) of finished spray volume.

Recommended Tank Mixing Order

1. Fill the spray tank with $\frac{1}{2}$ to $\frac{2}{3}$ the required amount of water and begin agitation.
2. Add AMS (if used).
3. Add dry pesticide formulations (WP, DF, etc.).
4. Add liquid pesticide formulations (EC, SC, etc.).
5. Add Flexstar GT 3.5.
6. Add COC, MSO or NIS (if used).
7. Add the remaining water and maintain agitation throughout the spray operation.

Be sure to allow each tank-mix component to fully disperse before adding the next.

Tank-Mix Compatibility Test

A jar test is recommended prior to tank mixing to ensure compatibility of Flexstar GT 3.5 with mixture partners.

- Conduct a jar test using a 1 pt to 1 qt container with lid by adding water or other intended carrier such as a liquid fertilizer to the jar.
- Next, add the appropriate amount of pesticide(s) or tank-mix partner(s) in their relative proportions based on label rates. Add tank-mix components separately in the order described in the tank-mixing section. After each addition, shake or stir gently to thoroughly mix.
- After all ingredients have been added, put the lid on the jar, tighten and invert the jar 10 times to mix.
- After mixing, let the mixture stand 15 – 30 minutes and then examine for signs of incompatibility such as obvious separation, large flakes, precipitates, gels or heavy oily film on the jar.
- If the mixture remains mixed or can be remixed readily, it is physically compatible and can be used.

- If the mixture is incompatible, repeat the test using a compatibility agent at the label rate. Or, if applicable, slurry dry formulations in water before adding to the jar. If incompatibility is still observed after following these procedures, do not use the mixture.
- After compatibility testing is complete, dispose of any pesticide wastes in accordance with the storage and disposal section of this label.

APPLICATION INSTRUCTIONS

Ground Application

Use sufficient spray volume and pressure to ensure complete coverage of the target. A spray volume of 15-20 gallons per acre and 30-60 psi at the nozzle tip is recommended. When foliage is dense, use a minimum of 20 gallons per acre to ensure adequate coverage.

The use of flat fan nozzles will result in the most effective postemergence application of Flexstar GT 3.5. Use nozzles that are set up to deliver medium quality spray (ASAE Standard S-572).

Aerial Application

Use sufficient spray volume and pressure to ensure complete coverage of the target. A minimum of 5 gallons per acre of spray mixture should be applied with a maximum of 40 psi pressure. When foliage is dense, use a minimum of 10 gallons per acre to ensure coverage of weed foliage.

RESTRICTIONS

- **DO NOT APPLY THIS PRODUCT THROUGH ANY TYPE OF IRRIGATION SYSTEM.**
- **DO NOT USE FLOOD TYPE OR OTHER SPRAY NOZZLES WHICH DELIVER LARGE DROPLET SPRAYS.**
- A maximum of 5.3 pt of Flexstar GT 3.5 (or a maximum of 0.375 lb ai/A of fomesafen from any product containing fomesafen) may be applied per acre per year in Region 1 (see Regional Use Map).
- A maximum of 5.3 pt of Flexstar GT 3.5 (or a maximum of 0.375 lb ai/A of fomesafen from any product containing fomesafen) may be applied per acre in ALTERNATE years in Region 2 (see Regional Use Map).
- A maximum of 4.5 pt of Flexstar GT 3.5 (or a maximum of 0.315 lb ai/A of fomesafen from any product containing fomesafen) may be applied per acre in ALTERNATE years in Region 3 (see Regional Use Map).
- A maximum of 3.5 pt of Flexstar GT 3.5 (or a maximum of 0.25 lb ai/A of fomesafen from any product containing fomesafen) may be applied per acre in ALTERNATE years in Region 4 (see Regional Use Map).
- A maximum of 3.5 pt of Flexstar GT 3.5 (or a maximum of 0.25 lb ai/A of fomesafen from any product containing fomesafen) may be applied per acre in ALTERNATE years in Region 4a (see Regional Use Map). Apply only to soybeans in Region 4a. Do not make a Flexstar GT 3.5 application later than June 20th. Cumulative rainfall plus overhead irrigation must total 15 inches from the period of Flexstar GT 3.5 application to soybean crop maturity to allow planting of rotational crops listed in this label (refer to Rotational Crop Restrictions section). If the soybean crop is lost or the required cumulative rainfall plus irrigation is not received as outlined above, plant only soybeans the following growing season.
- A maximum of 2.68 pt of Flexstar GT 3.5 (or a maximum of 0.1875 lb ai/A of fomesafen from any product containing fomesafen) may be applied per acre in ALTERNATE years in Region 5 (see Regional Use Map).

PRECAUTIONS

- Thoroughly clean the spray system with water and a commercial tank cleaner before and after each use.
- Tank mixes of Flexstar GT 3.5 with other pesticides, fertilizers or any other additives except as specified on this label or other Syngenta labeling or recommendations made by Syngenta Crop Protection, may result in tank-mix incompatibility, unsatisfactory performance or unacceptable crop injury.
- Avoid overlapping spray swaths, as injury may occur in crop or to rotational crops.
- Heavy rainfall or irrigation shortly after application may reduce performance.
- Optimum coverage will occur when the ground speed does not exceed 10 mph during application.
- Do not apply when wind velocity exceeds 15 mph.
- Do not spray if conditions of thermal inversion exist, or if wind direction and speed may cause spray to drift onto adjacent nontarget areas. Drift minimization is the responsibility of the applicator. Consult with local and State agricultural authorities for information on avoiding or minimizing spray drift.
- Flexstar GT 3.5 is not volatile and cannot move as vapor after application onto nontarget vegetation.
- Severe damage or destruction may be caused by contact of Flexstar GT 3.5 to any desirable crop or plant to which treatment is not intended.
- Spray solutions of Flexstar GT 3.5 must be mixed, stored and applied using only plastic, plastic-lined steel, stainless steel, or fiberglass containers. Concentrate must not be stored in galvanized, carbon steel, aluminum or unlined steel containers.
- The use of deposition (drift control) agents that impact droplet size and coverage may reduce weed control.

Replanting

If replanting is necessary in fields previously treated with Flexstar GT 3.5, the field may be replanted to cotton, dry beans, potatoes, snap beans or soybeans.

RESTRICTION: DO NOT APPLY A SECOND APPLICATION OF FLEXSTAR GT 3.5 OR OTHER FOMESAFEN-CONTAINING PRODUCT AS CROP INJURY OR ILLEGAL RESIDUES MAY OCCUR IN HARVESTED CROPS.

If tank-mix combinations were used, refer to product labels for any additional replanting instructions.

The following rotational crops may be planted after applying Flexstar GT 3.5 at recommended rates:

Rotational Crops	Planting Time From Last Flexstar GT 3.5 Application
Bean, Dry Bean, Snap Cotton Potato Soybean Soybean, Succulent (edamame)	0 months
Bean, Lima Pea, Succulent Small Grains including Wheat, Barley, Rye	4 months
Corn, Field Corn, Seed Corn, Sweet ⁵ Peanut Pepper (transplanted) ¹ Popcorn ⁴ Pumpkin ² Rice Tomato (transplanted) ¹ Watermelon ²	10 months
Bean, Succulent (other than edamame, snap bean and lima bean) Cantaloupe ² Cucumber ² Edible-podded beans and peas not otherwise specified in this table Eggplant Pea, Dry Pepper (direct-seeded) Squash ² Sunflower Sweet Potato Tomato (direct-seeded)	12 months
Sorghum ³	18 months
All other crops not listed above	18 months

¹ 4 months in Region 1

² 8 months in Region 1

³ 10 months in Region 1

⁴ 12 months in the states of Ohio, Kentucky, Illinois, Indiana, Iowa, and Region 4 and 4a when applied at rates of 3.5 pints per acre or more

⁵ 18 months in the states of Connecticut, Maine, Massachusetts, New Hampshire, New York, Rhode Island, Vermont and Region 5

Restriction: Do not graze rotated small grain crops or harvest forage or straw for livestock.

Cover Crops

A cover crop can be an important tool for the overall farm cropping system. Cover crops are planted for conservation purposes, soil erosion control, soil health improvement, water quality improvement and weed management. A cover crop can be a single crop or a combination of crops, including grasses and/or broadleaf crops. After harvest of a Flexstar GT 3.5 treated crop, planting of a cover crop is allowed provided the cover crop is not grazed or fed to livestock nor harvested for food. Terminate the cover crop through natural causes such as frost or intentional termination by herbicide application, crimping, rolling, tillage or cutting. All possible cover crops or cover crop combinations have not been tested for tolerance to this product. Before planting the cover crop, determine the level of tolerance for the intended cover crops by conducting a field bioassay. Refer to the **Field Bioassay for Cover Crops** section for instructions on how to conduct a field bioassay.

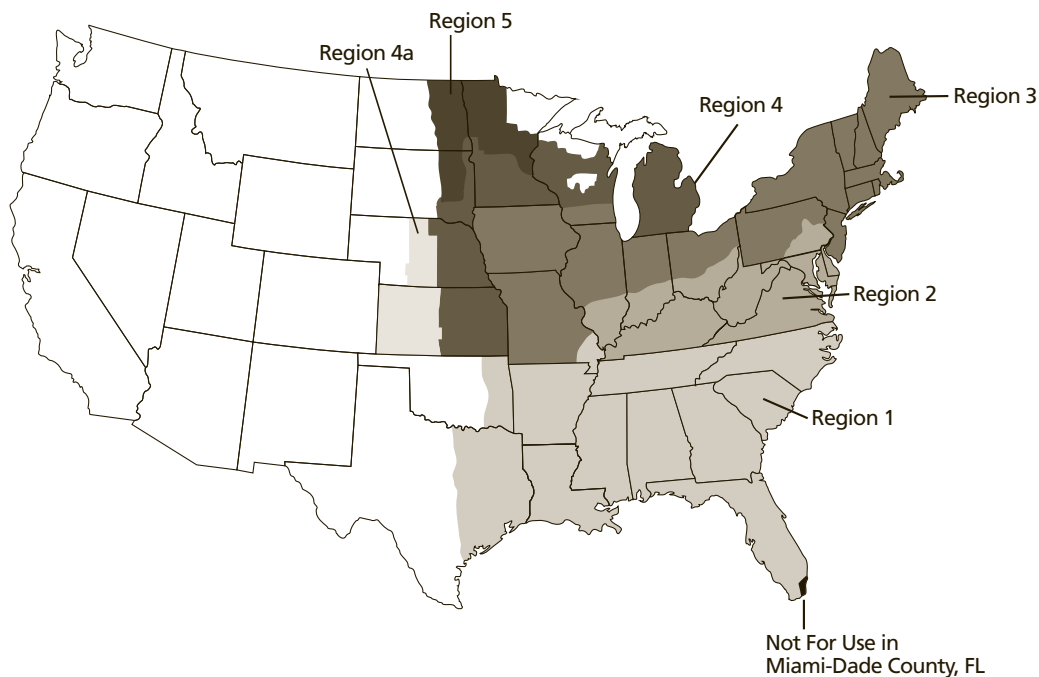
Field Bioassay for Cover Crops

A field bioassay is a method of determining if herbicide residues are present in the soil at concentrations high enough to adversely affect crop growth. Conduct the field bioassay by planting several strips of the desired cover crop across the field which has been previously treated with Flexstar GT 3.5. Plant the cover crop strips perpendicular to the direction of the product application. Locate the strips so that all the different field conditions are encountered, including differences in field terrain, soil texture, organic matter, pH, and drainage. If the cover crop does not show adverse effects such as crop injury and/or stand reduction, the field can be planted to this cover crop. If injury and/or stand reduction are visible, wait two to four weeks for further herbicide degradation to occur and repeat the bioassay. Alternatively, select a different cover crop and repeat the bioassay. Only plant cover crops that show acceptable tolerance in the field bioassay.

USE RATES AND WEEDS CONTROLLED

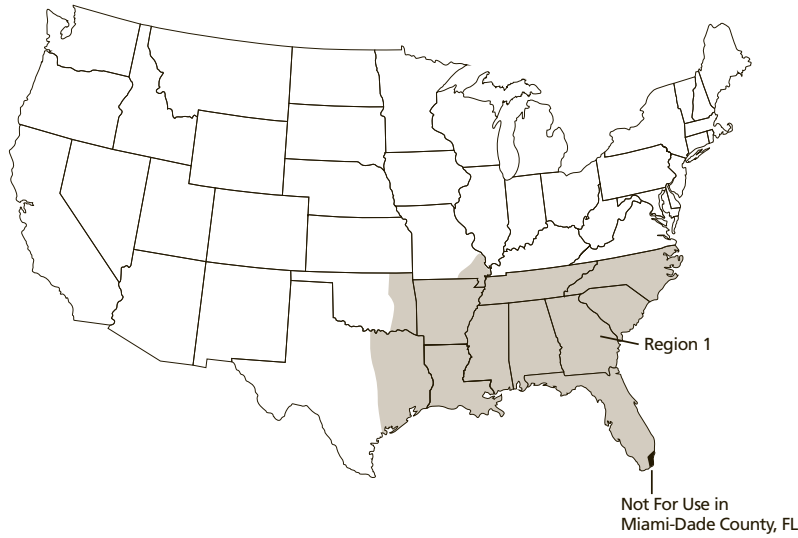
**REFER TO MAP FOR DEFINITION OF SPECIFIED
GEOGRAPHIC REGIONS**

FLEXSTAR GT 3.5 REGIONAL USE MAP



Refer to crop specific application directions in this label for specific application information for each crop in each region including the maximum yearly application rate, maximum number of applications, pre-harvest and retreatment interval.

REGION 1
(Maximum Rate 5.3 pt/A per year)

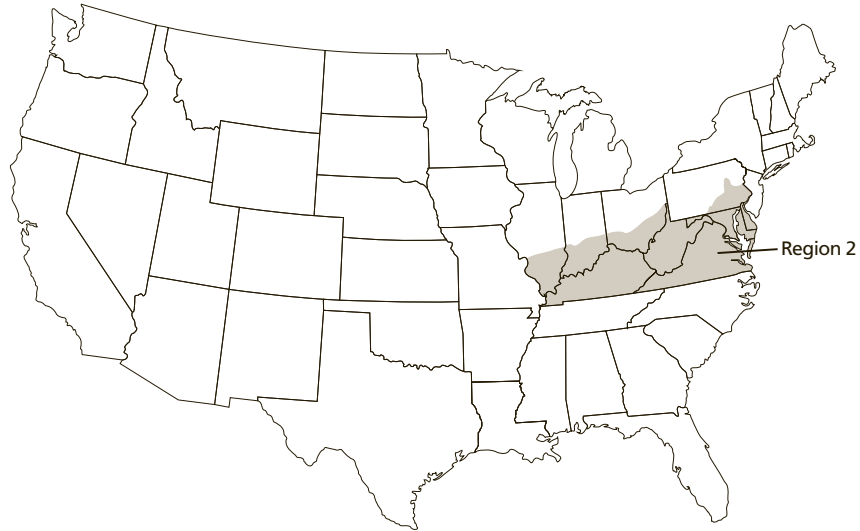


Includes the following states or portion of states where Flexstar GT 3.5 may be applied:

Region 1	Alabama	All areas.
	Arkansas	All areas.
	Florida	All areas except for Miami-Dade County.
	Georgia	All areas.
	Louisiana	All areas.
	Mississippi	All areas.
	Missouri	Counties of Bollinger, Butler, Cape Girardeau, Dunklin, Madison, Mississippi, New Madrid, Pemiscot, Perry, Ripley, Scott, Stoddard and Wayne.
	North Carolina	All areas.
	Oklahoma	All areas East of U.S. Highway 75 and East of Indian Nation Parkway.
	South Carolina	All areas.
	Tennessee	All areas.
	Texas	All areas East of U.S. Highway 77 to State Road 239, including all of Calhoun County.

Refer to crop specific application directions in this label for specific application information for each crop in each region including the maximum yearly application rate, maximum number of applications, pre-harvest interval and retreatment interval.

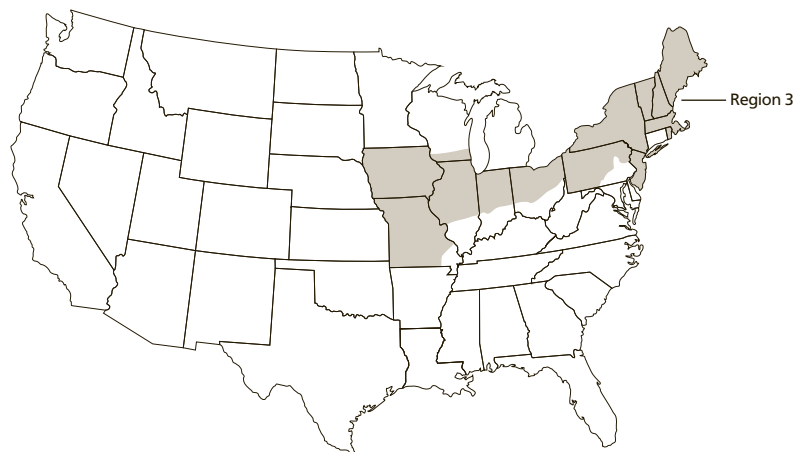
REGION 2
(Maximum Rate 5.3 pt/A, Alternate Years)



Includes the following states or portion of states where Flexstar GT 3.5 may be applied:		
Region 2	Delaware	All areas.
	Illinois	All areas South of Interstate 70.
	Indiana	All areas South of Interstate 70.
	Kentucky	All areas.
	Maryland	All areas.
	Ohio	All areas South of Interstate 70.
	Pennsylvania	All areas South of Interstate 80 to the intersection of U.S. Highway 15 and East of U.S. Highway 15 and U.S. Highway 522.
	Virginia	All areas.
	West Virginia	All areas.

Refer to crop specific application directions in this label for specific application information for each crop in each region including the maximum yearly application rate, maximum number of applications, pre-harvest interval and retreatment interval.

REGION 3
(Maximum Rate 4.5 pt/A, Alternate Years)

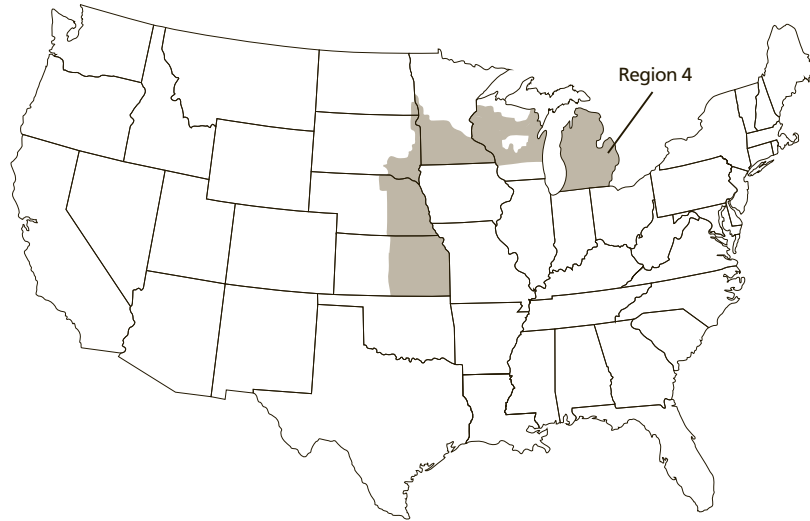


Includes the following states or portion of states where Flexstar GT 3.5 may be applied:

Region 3	Connecticut	All areas.
	Illinois	All areas North of Interstate 70.
	Indiana	All areas North of Interstate 70.
	Iowa	All areas.
	Maine	All areas.
	Massachusetts	All areas.
	Missouri	All counties except for those listed in Region 1.
	Ohio	All areas North of Interstate 70.
	New Hampshire	All areas.
	New Jersey	All areas.
	New York	All areas.
	Pennsylvania	All areas except those listed in Region 2.
	Rhode Island	All areas.
	Vermont	All areas.
	Wisconsin	All areas South of U.S. Highway 18 between Prairie Du Chien and Madison, and South of Interstate 94 between Madison and Milwaukee.

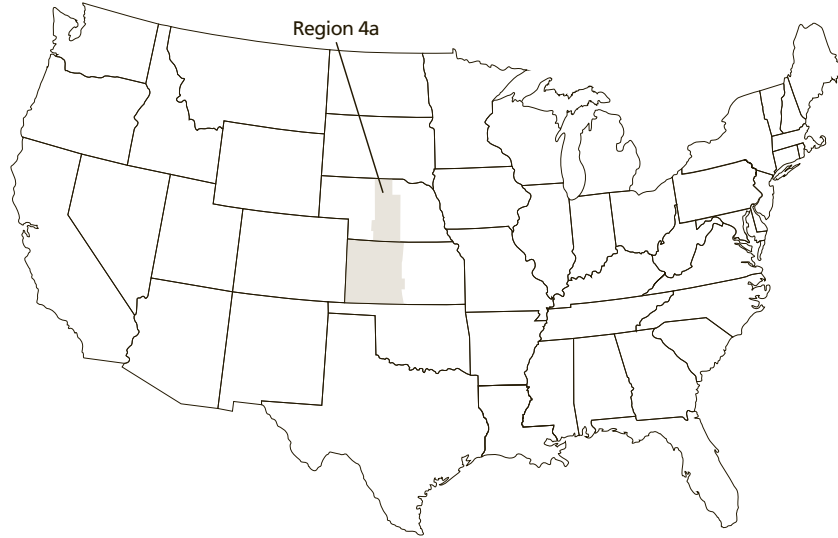
Refer to crop specific application directions in this label for specific application information for each crop in each region including the maximum yearly application rate, maximum number of applications, pre-harvest interval and retreatment interval.

REGION 4
(Maximum Rate 3.5 pt/A, Alternate Years)



Includes the following states or portion of states where Flexstar GT 3.5 may be applied:		
Region 4	Kansas	All counties east of or intersected by U.S. Highway 281.
	Michigan	Southern Peninsula.
	Minnesota	All areas south of Interstate 94.
	Nebraska	All counties east of or intersected by U.S. Highway 281.
	North Dakota	All areas east of Interstate 29 from Fargo south to the South Dakota state line.
	South Dakota	All areas east of Interstate 29 from the North Dakota state line to Watertown, all areas east of Highway 81 from Watertown to Madison and all areas east and south of State Road 34 and U.S. Highway 281 to the Nebraska state line.
	Wisconsin	All areas south of Interstate 94 (except those in Region 3) from Minnesota state line to Eau Claire and south of U.S. Highway 29 from Eau Claire to Green Bay plus Barron, Burnett, Chippewa, Clark, Door, Dunn, Eau Claire, Langlade, Lincoln, Kewaunee, Marathon, Marinette, Menominee, Oconto, Polk, Price, Rusk, Sawyer, Shawano, St. Croix, Taylor, and Washburn counties. The following counties are excluded: Adams, Marquette, Portage, Waupaca, Waushara and Wood.
Refer to crop specific application directions in this label for specific application information for each crop in each region including the maximum yearly application rate, maximum number of applications, pre-harvest interval and retreatment interval.		

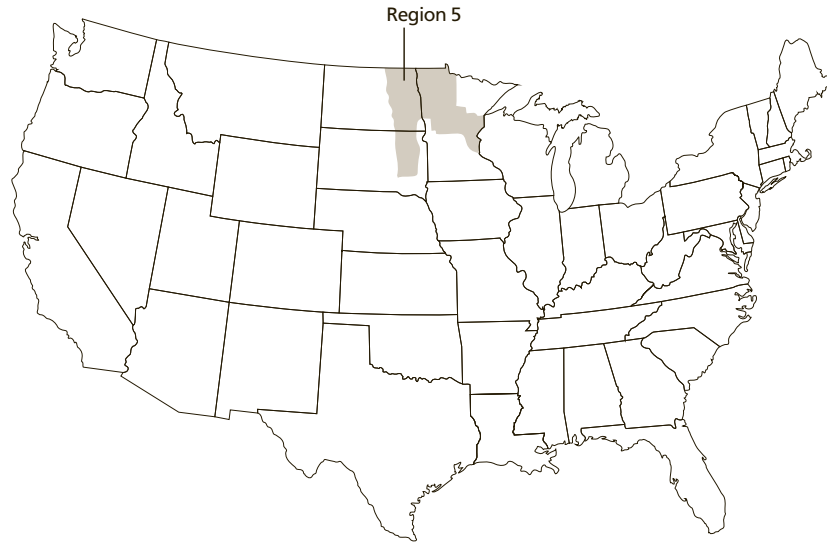
REGION 4a
(Maximum Rate 3.5 pt/A, Alternate Years*)



Includes the following portions of states where Flexstar GT 3.5 may be applied:		
Region 4a	Kansas	All areas west of U.S. Highway 281 to the Colorado state line.
	Nebraska	All areas that intersect west of U.S. Highway 281 and east of U.S. Highway 83.
Refer to crop specific application directions in this label for specific application information for each crop in each region including the maximum yearly application rate, maximum number of applications, pre-harvest interval and retreatment interval.		

***Note: Refer to the Restrictions section for additional requirements that must be followed to use Flexstar GT 3.5 in Region 4a.**

REGION 5
(Maximum Rate 2.68 pt/A, Alternate Years)



Includes the following states or portion of states where Flexstar GT 3.5 may be applied:

Region 5	Minnesota	All areas south of U.S. Highway 2 (except those areas in Region 4), plus Betrami, Clearwater, Lake of the Woods, Kittson, Marshall, Pennington, Polk, Red Lake, and Roseau.
	North Dakota	All areas east of U.S. Highway 281, except those areas in Region 4.
	South Dakota	All areas east of U.S. Highway 281, except those areas in Region 4.

Refer to crop specific application directions in this label for specific application information for each crop in each region including the maximum yearly application rate, maximum number of applications, pre-harvest interval and retreatment interval.

WEEDS CONTROLLED

Table 1. Weeds controlled or partially controlled* by preplant surface or preemergence application of Flexstar GT 3.5 at 3.5 to 5.3 pt/A¹.

Broadleaf Weeds Controlled		Soil Texture	Organic Matter
Amaranth, Palmer	<i>Amaranthus palmeri</i>	All soil types	Up to 5%
Croton, tropic ²	<i>Croton glandulosus</i>		
Eclipta	<i>Eclipta prostrata</i>		
Galinsoga species	<i>Galinsoga</i> spp.		
Lambsquarters, common	<i>Chenopodium album</i>		
Morningglory, smallflower	<i>Jacquemontia tamnifolia</i>		
Nightshade, black	<i>Solanum nigrum</i>		
Nightshade, eastern black	<i>Solanum ptychanthum</i>		
Pigweed, redroot	<i>Amaranthus retroflexus</i>		
Pigweed, smooth	<i>Amaranthus hybridus</i>		
Poinsettia, wild	<i>Euphorbia heterophylla</i>		
Purslane, common	<i>Portulaca oleracea</i>		
Ragweed, common ²	<i>Ambrosia artemisiifolia</i>		
Sida, prickly ²	<i>Sida spinosa</i>		
Starbur, bristly	<i>Acanthospermum hispidum</i>		
Broadleaf Weeds Partially Controlled*			
Anoda, spurred	<i>Anoda cristata</i>		
Cocklebur, common	<i>Xanthium strumarium</i>		
Morningglory, entireleaf	<i>Ipomoea hederacea</i> var. <i>integriuscula</i>		
Morningglory, ivyleaf	<i>Ipomoea hederacea</i>		
Morningglory, pitted (small white)	<i>Ipomoea lacunosa</i>		
Morningglory, red (scarlet)	<i>Ipomoea coccinea</i>		
Morningglory, tall (common)	<i>Ipomoea purpurea</i>		
Nightshade, hairy	<i>Solanum physalifolium</i>		
Ragweed, giant	<i>Ambrosia trifida</i>		
Waterhemp species	<i>Amaranthus</i> spp.		
Sedges Partially Controlled*			
Nutsedge, yellow	<i>Cyperus esculentus</i>		

footnotes on the following page...

*Partial control means significant activity, but not always at a level considered acceptable for commercial weed control.

¹Use the higher end of the rate range when heavy weed populations are anticipated.

²Rates less than 5.3 pt/A will provide only partial control of this weed.

Table 2. Broadleaf weeds controlled by postemergence application of Flexstar GT 3.5.

Broadleaf Weeds Controlled ¹	Scientific Name	Flexstar GT 3.5 Rate (pt/A) Maximum Growth Stage Controlled At		
		3.5 pt/A Maximum Height (inches)	4.5 pt/A Maximum Height (inches)	5.3 pt/A Maximum Height (inches)
Amaranth, Palmer (glyphosate susceptible)	<i>Amaranthus palmeri</i>	4	4	6
Amaranth, Palmer (glyphosate resistant) ¹	<i>Amaranthus palmeri</i>	1	2	3
Amaranth, spiny	<i>Amaranthus spinosus</i>	2	2	4
Anoda, spurred	<i>Anoda cristata</i>	4	6	8
Buttercup species ³	<i>Ranunculus</i> spp.	6	8	10
Carpetweed	<i>Mollugo verticillata</i>	6" Diameter	Multi-leaf 6" Diameter	Unlimited Size
Chickweed, common	<i>Stellaria media</i>	6	8	10
Chickweed, mouseear	<i>Cerastium fontanum</i> <i>ssp. vulgare</i>	6	8	10
Citronmelon	<i>Citrullus lanatus</i>	2	4	6
Cocklebur, common	<i>Xanthium strumarium</i>	4	6	8
Copperleaf, hophornbeam	<i>Acalypha ostryifolia</i>	2	2	4
Copperleaf, Virginia	<i>Acalypha virginica</i>	2	2	4
Crotalaria, showy	<i>Crotalaria spectabilis</i>	4	6	8
Croton, tropic	<i>Croton glandulosus</i>	2	4	6
Cucumber, volunteer	<i>Cucumis sativas</i>	2	4	6
Deadnettle, purple	<i>Lamium purpureum</i>	4	6	8
Eclipta	<i>Eclipta prostrata</i>	6	8	10
Eveningprimrose, cutleaf	<i>Oenothera laciniata</i>	4	6	8

continued...

Table 2. Broadleaf weeds controlled by postemergence application of Flexstar GT 3.5. (continued)

Broadleaf Weeds Controlled ¹	Scientific Name	Flexstar GT 3.5 Rate (pt/A) Maximum Growth Stage Controlled At		
		3.5 pt/A Maximum Height (inches)	4.5 pt/A Maximum Height (inches)	5.3 pt/A Maximum Height (inches)
Groundcherry, cutleaf	<i>Physalis angulata</i>	4	6	6
Henbit	<i>Lamium amplexicaule</i>	4	6	8
Jimsonweed	<i>Datura stramonium</i>	4	6	8
Lambsquarters, common	<i>Chenopodium album</i>	4	8	10
Morningglory, cypressvine	<i>Ipomoea quamoclit</i>	4	4	6
Morningglory, entireleaf var.	<i>Ipomoea hederacea</i> var. <i>integriuscula</i>	3	3	4
Morningglory, ivyleaf	<i>Ipomoea hederacea</i>	3	3	4
Morningglory, purple moonflower	<i>Ipomoea turbinata</i>	3	4	4
Morningglory, red (scarlet)	<i>Ipomoea coccinea</i>	3	3	4
Morningglory, smallflower	<i>Jacquemontia tamnifolia</i>	3	3	4
Morningglory, pitted (Small white)	<i>Ipomoea lacunosa</i>	4	4	4
Morningglory, tall (common)	<i>Ipomoea purpurea</i>	3	3	4
Morningglory, palmleaf (willowleaf)	<i>Ipomoea wrightii</i>	3	3	4
Mustard, wild	<i>Sinapis arvensis</i>	6	8	10
Nightshade, black	<i>Solanum nigrum</i>	4	6	8
Pigweed, redroot	<i>Amaranthus retroflexus</i>	4	6	6
Pigweed, smooth	<i>Amaranthus hybridus</i>	4	4	6
Poinsettia, wild	<i>Euphorbia heterophylla</i>	4	6	8
Purslane, common	<i>Portulaca oleracea</i>	Multi-Leaf 4" Diameter	Multi-Leaf 6" Diameter	Multi-Leaf 8" Diameter
Pusley, Florida	<i>Richardia scabra</i>	4	6	8
Ragweed, common (glyphosate susceptible)	<i>Ambrosia artemisiifolia</i>	4	5	6
Ragweed, common (glyphosate resistant) ¹	<i>Ambrosia artemisiifolia</i>	2	4	5

Broadleaf Weeds Controlled ¹	Scientific Name	Flexstar GT 3.5 Rate (pt/A) Maximum Growth Stage Controlled At		
		3.5 pt/A Maximum Height (inches)	4.5 pt/A Maximum Height (inches)	5.3 pt/A Maximum Height (inches)
Ragweed, giant (glyphosate susceptible)	<i>Ambrosia trifida</i>	4	6	8
Ragweed, giant (glyphosate resistant) ^{1,2}	<i>Ambrosia trifida</i>	2	2	4
Redweed	<i>Melochia corchorifolia</i>	4	6	8
Sesbania, hemp	<i>Sesbania exaltata</i>	6	8	10
Shepherdspurse	<i>Capsella bursa-pastoris</i>	6	8	10
Sicklepod	<i>Senna obtusifolia</i>	2	3	4
Sida, prickly	<i>Sida spinosa</i>	2	3	4
Smartweed, ladysthumb	<i>Polygonum persicaria</i>	4	6	8
Smartweed, Pennsylvania	<i>Polygonum pennsylvanicum</i>	4	6	8
Spurge, prostrate	<i>Chamaesyce humistrata</i>	4	6	8
Spurge, spotted	<i>Chamaesyce maculata</i>	4	6	8
Starbur, bristly	<i>Acanthospermum hispidum</i>	4	6	8
Sunflower, common	<i>Helianthus annuus</i>	4	6	8
Velvetleaf	<i>Abutilon theophrasti</i>	4	6	8
Venice mallow	<i>Hibiscus trionum</i>	4	4	6
Waterhemp species (glyphosate susceptible)	<i>Amaranthus</i> spp.	2	4	6
Waterhemp species (glyphosate resistant) ¹	<i>Amaranthus</i> spp.	2	3	4
Yellow rocket	<i>Barbarea vulgaris</i>	6	8	10

*Partial control means significant activity, but not always at a level considered acceptable for commercial weed control.

¹Weed biotypes that have multiple resistances to both glyphosate and protoporphyrinogen oxidase inhibitor herbicides, will not be controlled by Flexstar GT 3.5 - see your local Syngenta representative and/or state university extension recommendations for control programs.

²Partial control* of glyphosate resistant giant ragweed - see your local Syngenta representative and/or state university extension recommendations for control programs.

³Control will be reduced at the button stage.

Table 3. Grasses controlled by postemergence application of Flexstar GT 3.5

Grass Weeds Controlled ¹	Scientific Name	Flexstar GT 3.5 Rate (pt/A) Maximum Growth Stage Controlled At		
		3.5 pt/A Maximum Height (inches)	4.5 pt/A Maximum Height (inches)	5.3 pt/A Maximum Height (inches)
Barley, volunteer	<i>Hordeum vulgare</i>	24		
Barnyardgrass	<i>Echinochloa crus-galli</i>	6	10	12
Bluegrass, annual	<i>Poa annua</i>	12		
Corn, volunteer (glyphosate susceptible)	<i>Zea mays</i>	24		
Crabgrass species	<i>Digitaria</i> spp.	12		
Foxtail species	<i>Setaria</i> spp.	18		
Goosegrass	<i>Eleusine indica</i>	6	8	12
Johnsongrass, seedling ¹	<i>Sorghum halepense</i>	12	18	
Oats, volunteer	<i>Avena sativa</i>	18		
Oats, wild	<i>Avena fatua</i>	18		
Panicum, browntop	<i>Panicum fasciculatum</i>	10	18	
Panicum, fall	<i>Panicum dichotomiflorum</i>	6	10	
Panicum, Texas	<i>Panicum texanum</i>	10	18	
Red Rice	<i>Oryza sativa</i>	3		
Rye, volunteer	<i>Secale cereale</i>	12	18	
Ryegrass, Italian (annual) ¹	<i>Lolium multiflorum</i>	8	10	
Shattercane	<i>Sorghum bicolor</i>	12	16	
Sprangletop species	<i>Leptochloa</i> spp.	18		
Signalgrass, broadleaf	<i>Brachiaria platyphylla</i>	8	10	
Wheat, volunteer	<i>Triticum aestivum</i>	18		
Wild proso millet	<i>Panicum miliaceum</i>	12	16	
Witchgrass	<i>Panicum capillare</i>	12		
Woolly cupgrass	<i>Eriochloa villosa</i>	12		

¹Flexstar GT 3.5 will not control glyphosate-resistant seedling johnsongrass and Italian ryegrass biotypes or other glyphosate resistant grass species.

COTTON

Burndown and Residual Weed Control Applications

Flexstar GT 3.5 can provide burndown of emerged weeds and residual control of certain germinating broadleaf weeds and sedges in cotton.

Application to Coarse-Textured Soils

Apply Flexstar GT 3.5 from 3.5 to 5.3 pt/A as preplant surface or preemergence application to coarse-textured soils (sandy loam, loamy sand, sandy clay loam) only.

Refer to Table 1 for use rates and weeds controlled by preplant surface or preemergence applications and Tables 2 and 3 for use rates, weed growth stages and weeds controlled by postemergence applications.

Application to Medium or Fine-Textured Soils

Apply Flexstar GT 3.5 at 3.5 pt/A as a preplant surface application to medium or fine-textured soils (i.e., soil types heavier than coarse-textured soils) up to 21 days prior to planting cotton. Apply after the last tillage operation is completed.

Refer to Table 1 for weeds controlled by preplant surface applications and Tables 2 and 3 for weed growth stages and weeds controlled by postemergence applications.

Do not exceed 3.5 pt/A of Flexstar GT 3.5 on medium or fine-textured soils. Also, to avoid severe crop injury, the following use directions must be followed when applications are made to medium or fine-textured soils:

- After Flexstar GT 3.5 application, a minimum of 0.5 inch of rainfall or overhead irrigation must occur before planting cotton.
- Cotton must be planted at least 0.75 inch in depth.
- Avoid overlapping spray swaths.
- Do not disturb or re-work the seedbed following application.

The use of an in-furrow or seed applied fungicide will generally assist with seedling establishment and development.

Use Directions for Burndown and Residual Weed Control Applications

Emerged weeds must have thorough spray coverage for effective control. Refer to the **Spray Adjuvants** section for directions on spray adjuvants for postemergence weed control.

Moisture is necessary to activate Flexstar GT 3.5 in soil for residual weed control. Dry weather following application of Flexstar GT 3.5 may reduce residual activity. When adequate moisture is not received within 7 days after a Flexstar GT 3.5 application, residual weed control may be improved with at least a 1/4 inch of overhead irrigation.

Cotton plants are tolerant to Flexstar GT 3.5 when applied at specified rates and application use directions. Some crinkling or spotting of cotton foliage or stunting may occur but cotton plants normally outgrow these effects and develop normally.

Tank Mixes for Burndown and Residual Weed Control Applications

Flexstar GT 3.5 can be applied in a tank mix with the following products: Caparol®, Cotoran®, Dicamba, Direx®, Glyphosate products (such as Roundup® brands), Karmex®, Prowl® H₂O, Solicam®, and Staple®.

It is the pesticide user's responsibility to ensure that all products are registered for the intended use. Read and follow the applicable restrictions and limitations and directions for use on all product labels involved in tank mixing. Users must follow the most restrictive directions for use and precautionary statements of each product in the tank mixture.

Post-Directed Application in Roundup Ready Flex Cotton

Apply Flexstar GT 3.5 in emerged Roundup Ready Flex cotton as a post-directed treatment using precision post-directed, hooded or shielded application equipment to provide complete coverage of emerged weeds. Apply Flexstar GT 3.5 at 3.5 pt/A in a minimum of 15 gallons spray solution per acre. Applications may be made broadcast or banded. Post-directed applications of Flexstar GT 3.5 will provide contact control of labeled weeds and residual preemergence control of labeled weeds (once activated by rainfall or irrigation). Refer to Table 1 for weeds controlled or partially controlled through residual activity and Tables 2-3 for weeds controlled by postemergence activity. Do not exceed 3.5 pt/A as a post-directed application in Roundup Ready Flex cotton.

Cotton foliage is not tolerant to Flexstar GT 3.5 applications. Avoid contact to cotton foliage as unacceptable injury will occur. Calibrate application equipment (spray pressure, nozzle type and configuration, and orifice size) to avoid fine spray droplets contacting green cotton stems and foliage.

Post-Directed Application Timing in Roundup Ready Flex Cotton

Flexstar GT 3.5 may be applied as a post-directed application to Roundup Ready Flex cotton when cotton is at least 6 inches in height through layby. Keep all post-directed applications from contacting any green non-barked parts of the cotton plant or foliage as unacceptable injury will occur. Follow the application timing recommendations below for post-directed applications in Roundup Ready Flex cotton.

Shielded and Hooded Applications

Make a precision post-directed Flexstar GT 3.5 application to the base of the cotton plant avoiding contact with the cotton stem or foliage when cotton is at least 6 inches in height to avoid cotton injury. Use only hooded or shielded spray equipment to apply Flexstar GT 3.5 in cotton that is 6 inches in height. Adjust nozzles to provide full coverage of emerged target weeds.

Layby Applications

Make a post-directed Flexstar GT 3.5 application to the base of the cotton plant avoiding contact with any non-barked portion of the cotton plant or foliage. Use precision post-directed equipment or hooded or shielded sprayers on cotton that has developed a minimum of 4 inches of brown bark through layby. Application equipment should be configured to provide full coverage of emerged target weeds.

Tank Mixes for Post-Directed Applications

Flexstar GT 3.5 can be applied in a tank mix with most cotton herbicides which are labeled for post-directed, hooded or shielded applications. Refer to individual product labels for precautionary statements, restrictions, rates and a list of weeds controlled.

Use Restrictions - Cotton

Refer to Flexstar GT 3.5 Regional Use Map for the maximum rate of Flexstar GT 3.5 (or other fome-safen containing products) that may be applied in each geographic region.

Do not apply more than the maximum rate and number of applications of Flexstar GT 3.5 to cotton in each geographic region (refer to the Flexstar GT 3.5 Regional Use Map) specified in the following table.

- **DO NOT** apply Flexstar GT 3.5 over the top of cotton as plant death will occur.
- Do not exceed 5.3 pints of Flexstar GT 3.5 per acre in any one year and also adhere to the maximum rate that may be applied in each geographic region (refer to the Flexstar GT 3.5 Regional Use Map).
- Do not exceed 3.5 pints of Flexstar GT 3.5 per acre as a preplant surface application to medium or fine-textured soil.
- Do not exceed 3.5 pints of Flexstar GT 3.5 per acre as a post-directed application.

Use Restrictions for Cotton				
Region	Soil Texture	Maximum Single Application Flexstar GT 3.5 Rate (pt/A)	Maximum Number Applications	Minimum PHI (days)
1	Coarse	5.3	1 per year	70
	Medium to Fine	3.5		
2	Coarse	5.3	1 every other year	70
	Medium to Fine	3.5		
3	Coarse	4.5	1 every other year	70
	Medium to Fine	3.5		
4	Coarse	3.5	1 every other year	70
	Medium to Fine			
4a	Not allowed			
5	Not allowed			

SOYBEANS

Burndown and Residual Weed Control Applications - Glyphosate-Tolerant and Non-Glyphosate-Tolerant Soybeans

Flexstar GT 3.5 can provide burndown of emerged weeds and residual control of certain germinating broadleaf weeds and sedges from either a preplant surface or preemergence application in soybeans.

Refer to Table 1 for rates and weeds controlled by preplant surface or preemergence applications and Tables 2 and 3 for rates, weed growth stages and weeds controlled by postemergence applications.

Emerged weeds must have thorough spray coverage for effective control. Refer to the **Spray Adjuvants** section for directions on spray adjuvants for postemergence weed control.

Moisture is necessary to activate Flexstar GT 3.5 in soil for residual weed control. Dry weather following application of Flexstar GT 3.5 may reduce effectiveness of residual activity. When adequate moisture is not received within 7 days after a Flexstar GT 3.5 application, residual weed control may be improved with at least a 1/4 inch of overhead irrigation.

Preplant Surface or Preemergence Tank-Mix Applications - Soybeans

Flexstar GT 3.5 can be tank mixed with the following products for preplant surface or preemergence applications in glyphosate-tolerant and non-glyphosate-tolerant soybeans: 2,4-D, Dicamba, Glyphosate products (such as Roundup brands).

It is the pesticide user's responsibility to ensure that all products are registered for the intended use. Read and follow the applicable restrictions and limitations and directions for use on all product labels involved in tank mixing. Users must follow the most restrictive directions for use and precautionary statements of each product in the tank mixture.

Postemergence Over-The-Top Applications in Glyphosate-Tolerant Soybeans

Flexstar GT 3.5 can provide postemergence control of a broad spectrum of grass and broadleaf weeds as an over-the-top application in glyphosate-tolerant soybeans. Refer to Tables 2 and 3 for specific directions on weed growth stages, rates and weeds controlled. Emerged weeds must have thorough spray coverage for effective control. Refer to the **Spray Adjuvants** section for directions on spray adjuvants for postemergence weed control.

Postemergence, in-crop applications of Flexstar GT 3.5 that come in contact with soil may control or partially control certain germinating broadleaf weeds and sedges.

Some bronzing, crinkling or spotting of soybean leaves may occur following postemergence applications, but soybeans soon outgrow these effects and develop normally.

Postemergence Split Application Program for Glyphosate-Tolerant Soybeans in Regions 1 and 2

A postemergence split application of Flexstar GT 3.5 may be applied in Regions 1 and 2. Apply Flexstar GT 3.5 at 2.65 pt/A with methylated seed oil (MSO) adjuvant at 1% v/v when weeds are 1 to 2 inches in height followed by a second application of Flexstar GT 3.5 at 2.65 pt/A with MSO at 1% v/v when re-growth or newly emerged weeds are 1 to 2 inches in height (approximately 10-14 days after the first application). The total amount of Flexstar GT 3.5 in the split application program cannot exceed 5.3 pt/A.

Special Postemergence Use Rate for Specific Weed Control Situations for Glyphosate-Tolerant Soybeans in Regions 1, 2, 3 and 4

Flexstar GT 3.5 may be applied at 2.8 pt/A in Regions 1, 2, 3 and 4 as a postemergence application to control non-glyphosate resistant weeds including difficult to control weeds such as morningglory, velvetleaf and black nightshade in glyphosate-tolerant soybeans. Apply when weeds are 1-4 inches in height.

Special Postemergence Use Rate for Specific Weed Control Situations for Glyphosate-Tolerant Soybeans in Region 5

Flexstar GT 3.5 may be applied at 2.68 pt/A in Region 5 as a postemergence application to control non-glyphosate resistant weeds including difficult to control weeds such as velvetleaf and black nightshade in glyphosate-tolerant soybeans. Apply when weeds are 1-3 inches in height.

Postemergence Over-The-Top Tank-Mix Applications - Glyphosate-Tolerant Soybeans Only

Flexstar GT 3.5 can be tank mixed with the following products for postemergence applications in glyphosate-tolerant soybeans: Dual Magnum®, Fusilade® DX, Fusion®, and Glyphosate products (such as Roundup brands).

It is the pesticide user's responsibility to ensure that all products are registered for the intended use. Read and follow the applicable restrictions and limitations and directions for use on all product labels involved in tank mixing. Users must follow the most restrictive directions for use and precautionary statements of each product in the tank mixture.

Use Restrictions - Soybeans

- DO NOT apply Flexstar GT 3.5 as an over-the-top application to non-glyphosate-tolerant soybeans as plant death will occur.
- Refer to Flexstar GT 3.5 Regional Use Map for the maximum rate of Flexstar GT 3.5 (or other fomesafen-containing products) that may be applied in each geographic region. Do not apply to any field in Regions 2, 3, 4, or 5 more than once every other year.
- Do not exceed 5.3 pints of Flexstar GT 3.5 per acre in any one year and also adhere to the maximum rate that may be applied in each geographic region (refer to the Flexstar GT 3.5 Regional Use Map).

Flexstar GT 3.5 Herbicide Use Restrictions for Soybeans			
Region	Maximum Single Application Flexstar GT 3.5 Rate (pt/A)	Maximum Number Applications at Maximum Single Application Rate	PHI (days)
1	5.3	1 per year	45
2	5.3	1 every other year	45
3	4.5	1 every other year	45
4	3.5	1 every other year	45
4a	3.5	1 every other year	45
5	2.68	1 every other year	45

- In Region 4a, do not make a Flexstar GT 3.5 application later than June 20th. Cumulative rainfall plus overhead irrigation must total 15 inches from the period of Flexstar GT 3.5 application to soybean crop maturity to allow planting of rotational crops listed in this label (refer to Rotational Crop Restrictions section). If the soybean crop is lost or the required cumulative rainfall plus irrigation is not received as outlined above, plant only soybeans the following growing season.
- Do not graze treated areas or harvest for forage or hay.

STORAGE AND DISPOSAL

Do not contaminate water, food or feed by storage or disposal.

Pesticide Storage

Store above 10°F. If product freezes, return to room temperature and agitate to reconstitute. Keep container closed when not in use. Do not store near food or feed. In case of spill or leak on floor or paved surfaces, soak up with sand, earth or synthetic absorbent. Remove to chemical waste area.

Pesticide Disposal

Pesticide wastes are acutely hazardous. Improper disposal of excess pesticide, spray mixture or rinsate is a violation of Federal Law. If these wastes cannot be disposed of by use according to label instructions, contact your State Pesticide or Environmental Control Agency or the Hazardous Waste Representative at the nearest EPA Regional Office for guidance.

Container Handling [less than or equal to 5 gallons]

Non-refillable container. Do not reuse or refill this container. Triple rinse container (or equivalent) promptly after emptying. Triple rinse as follows: Empty the remaining contents into application equipment or a mix tank and drain for 10 seconds after the flow begins to drip. Fill the container 1/4 full with water and recap. Shake for 10 seconds. Pour rinsate into application equipment or a mix tank or store rinsate for later use or disposal. Drain for 10 seconds after the flow begins to drip. Repeat this procedure two more times. Then offer for recycling if available or puncture and dispose of in a sanitary landfill, or by incineration, or by other procedures approved by state and local authorities.

STORAGE AND DISPOSAL (continued)

Container Handling [greater than 5 gallons]

Non-refillable container. Do not reuse or refill this container. Triple rinse container (or equivalent) promptly after emptying. Triple rinse as follows: Empty the remaining contents into application equipment or a mix tank. Fill the container 1/4 full with water. Replace and tighten closures. Tip container on its side and roll it back and forth, ensuring at least one complete revolution, for 30 seconds. Stand the container on its end and tip it back and forth several times. Turn the container over onto its other end and tip it back and forth several times. Empty the rinsate into application equipment or a mix tank or store rinsate for later use or disposal. Repeat this procedure two more times. Then offer for recycling if available or puncture and dispose of in a sanitary landfill, or by incineration, or by other procedures approved by state and local authorities.

Container Handling [greater than 5 gallons]

Refillable container. Refill this container with pesticide only. Do not reuse this container for any other purpose. Cleaning the container before final disposal is the responsibility of the person disposing of the container. Cleaning before refilling is the responsibility of the person refilling. To clean container before final disposal, empty the remaining contents from this container into application equipment or mix tank. Fill the container about 10 percent full with water. Agitate vigorously or recirculate water with the pump for 2 minutes. Pour or pump rinsate into application equipment or rinsate collection system. Repeat this rinsing procedure two more times. Then offer for recycling if available or puncture and dispose of in a sanitary landfill, or by incineration, or by other procedures approved by state and local authorities.

For minor spills, leaks, etc., follow all precautions indicated on this label and clean up immediately. Take special care to contain spills, leaks, and other accidents to prevent further exposure of facilities and equipment. Absorb spilled product with absorbing materials and dispose of in an approved waste disposal facility. In the event of a major spill, fire, or other emergency, call 1-800-888-8372, day or night.

CONTAINER IS NOT SAFE FOR FOOD, FEED OR DRINKING WATER.

CONDITIONS OF SALE AND LIMITATION OF WARRANTY AND LIABILITY

NOTICE: Read the entire Directions for Use and Conditions of Sale and Limitation of Warranty and Liability before buying or using this product. If the terms are not acceptable, return the product at once, unopened, and the purchase price will be refunded.

The Directions for Use of this product must be followed carefully. It is impossible to eliminate all risks inherently associated with the use of this product. Crop injury, ineffectiveness or other unintended consequences may result because of such factors as manner of use or application, weather or crop conditions, presence of other materials or other influencing factors in the use of the product, which are beyond the control of SYNGENTA CROP PROTECTION, LLC or Seller. To the extent permitted by applicable law, Buyer and Use agree to hold SYNGENTA and Seller harmless for any claims relating to such factors.

SYNGENTA warrants that this product conforms to the chemical description on the label and is reasonably fit for the purposes stated in the Directions for Use, subject to the inherent risks referred to above, when used in accordance with directions under normal use conditions. To the extent permitted by applicable law: (1) this warranty does not extend to the use of the product contrary to label instructions or under conditions not reasonably foreseeable to or beyond the control of Seller or SYNGENTA, and, (2) Buyer and User assume the risk of any such use. **TO THE EXTENT PERMITTED BY APPLICABLE LAW, SYNGENTA MAKES NO WARRANTIES OF MERCHANTABILITY OR OF FITNESS FOR A PARTICULAR PURPOSE NOR ANY OTHER EXPRESS OR IMPLIED WARRANTY EXCEPT AS WARRANTED BY THIS LABEL.**

To the extent permitted by applicable law, in no event shall SYNGENTA be liable for any incidental, consequential or special damages resulting from the use or handling of this product. **TO THE EXTENT PERMITTED BY APPLICABLE LAW, THE EXCLUSIVE REMEDY OF THE USER OR BUYER, AND THE EXCLUSIVE LIABILITY OF SYNGENTA AND SELLER FOR ANY AND ALL CLAIMS, LOSSES, INJURIES OR DAMAGES (INCLUDING CLAIMS BASED ON BREACH OF WARRANTY, CONTRACT, NEGLIGENCE, TORT, STRICT LIABILITY OR OTHERWISE) RESULTING FROM THE USE OR HANDLING OF THIS PRODUCT, SHALL BE THE RETURN OF THE PURCHASE PRICE OF THE PRODUCT OR, AT THE ELECTION OF SYNGENTA OR SELLER, THE REPLACEMENT OF THE PRODUCT.**

SYNGENTA and Seller offer this product, and Buyer and User accept it, subject to the foregoing Conditions of Sale and Limitation of Warranty and Liability, which may not be modified except by written agreement signed by a duly authorized representative of SYNGENTA.

Caparol®, Dual Magnum®, Flexstar® GT 3.5, Fusilade® DX, Fusion®, ISOLINK™ Technology II, Solicam®, Touchdown®, the ALLIANCE FRAME  the SYNGENTA Logo and the PURPOSE ICON  are Trademarks of a Syngenta Group Company

Cotoran® trademark of Makhteshim Agan of North America, Inc.

Direx®, Karmex®, Staple®, and Viton® trademarks of E. I. du Pont de Nemours and Company

Prowl® trademark of BASF Ag Products

Roundup® and Roundup Ready® trademarks of Monsanto Company

©2020 Syngenta

For non-emergency (e.g., current product information) call
Syngenta Crop Protection at 1-800-334-9481

Manufactured for:
Syngenta Crop Protection, LLC
P. O. Box 18300
Greensboro, North Carolina 27419

**SCP 1385A-L1D 0919
4116984**

GLYPHOSATE	GROUP	9	HERBICIDE
FOMESAFEN	GROUP	14	HERBICIDE

 **Flexstar®GT3.5**



Herbicide

For Control of Certain Weeds in Cotton and Soybeans

Active Ingredients:	
Sodium Salt of Fomesafen:	5.88%
Glyphosate:	22.40%
Other Ingredients:	71.72%
Total:	100.00%

Flexstar GT 3.5 is formulated as a soluble liquid.

Flexstar GT 3.5 contains 0.56 pounds of fomesafen and 2.26 pounds of glyphosate expressed as acid equivalent per gallon.

See additional precautionary statements and directions for use inside booklet.

AGRICULTURAL USE REQUIREMENTS

Use this product only in accordance with its labeling and with the Worker Protection Standard, 40 CFR part 170. Refer to supplemental labeling under "Agricultural Use Requirements" in the Directions for Use section for information about this standard.

EPA Reg. 100-1385 EPA Est. 070989-MO-001

Flexstar® GT 3.5 and the Syngenta logo are trademarks of a Syngenta Company

©2020 Syngenta

Manufactured for:
Syngenta Crop Protection, LLC
P. O. Box 18300
Greensboro, North Carolina 27419

SCP 1385A-L1D 0919
4116984

2.5 gallons
Net Contents

KEEP OUT OF REACH OF CHILDREN.

CAUTION

Precautionary Statements

Hazards to Humans and Domestic Animals

CAUTION

Causes moderate eye irritation. Avoid contact with eyes or clothing. Wash thoroughly with soap and water after handling and before eating, drinking, chewing gum, using tobacco, or using the toilet.

FIRST AID

If in eyes: Hold eye open and rinse slowly and gently with water for 15-20 minutes. Remove contact lenses, if present, after the first 5 minutes, then continue rinsing. Call a poison control center or doctor for treatment advice. **If swallowed:** Call a poison control center or doctor immediately for treatment advice. Have person sip a glass of water if able to swallow. Do not induce vomiting unless told to by a poison control center or doctor. Do not give anything by mouth to an unconscious person. **If on skin or clothing:** Take off contaminated clothing. Rinse skin immediately with plenty of water for 15-20 minutes. Call a poison control center or doctor for treatment advice. **If inhaled:** Move person to fresh air. If person is not breathing, call 911 or an ambulance, then give artificial respiration, preferably mouth-to-mouth, if possible. Call a poison control center or doctor for further treatment advice.

Have the product container or label with you when calling a poison control center or doctor or going for treatment.

HOTLINE NUMBER: For 24-Hour Medical Emergency Assistance (Human or Animal) Or Chemical Emergency Assistance (Spill, Leak, Fire or Accident) Call 1-800-888-8372.

Environmental Hazards

Non-target Organism Advisory: This product is toxic to plants and may adversely impact the forage and habitat of non-target organisms, including pollinators, in areas adjacent to the treated site. Protect the forage and habitat of non-target organisms by following label directions intended to minimize spray drift. **For Terrestrial Uses:** Do not apply directly to water, or to areas where surface water is present, or to intertidal areas below the mean high water mark. Do not contaminate water when disposing of equipment washwater or rinsate. Do not apply when weather conditions favor drift from target area. Drift and runoff may be hazardous to aquatic organisms in water adjacent to treated areas.

Groundwater Advisory: Fomesafen is known to leach through soil into groundwater under certain conditions as a result of label use. This chemical may leach into groundwater if used in areas where soils are permeable, particularly where the water table is shallow.

Surface Water Advisory: This product may impact surface water quality due to spray drift and runoff of rain water. This is especially true for poorly draining soils and soils with shallow ground water. This product is classified as having high potential for reaching surface water via runoff for several months after application. A level, well-maintained vegetative buffer strip between areas to which this product is applied and

surface water features such as ponds, streams, and springs will reduce the potential loading of fomesafen from runoff water and sediment. Runoff of this product will be reduced by avoiding applications when rainfall is forecasted to occur within 48 hours. See the manual for "Conservation Buffers to Reduce Pesticide Losses" at the following internet address: <http://www.wsi.nrcs.usda.gov/products/W2Q/pest/core4.html>.

Physical and Chemical Hazards: Do not store, mix or apply this product or spray solutions of this product in unlined steel (except stainless steel), galvanized steel containers, or sprayer tanks. This product or spray solutions of this product will react with these containers and tanks and produce hydrogen gas which may form a highly combustible mixture. This gas mixture could flash or explode, causing serious personal injury, if ignited by spark, open flame, lighted cigarette, welder torch, or other ignition source.

Spray solutions of this product must be mixed, stored and applied using only stainless steel, fiberglass, plastic, or plastic-lined steel containers.

STORAGE AND DISPOSAL

Do not contaminate water, food or feed by storage or disposal.

Pesticide Storage: Store above 10°F. If product freezes, return to room temperature and agitate to reconstitute. Keep container closed when not in use. Do not store near food or feed. In case of spill or leak on floor or paved surfaces, soak up with sand, earth or synthetic absorbent. Remove to chemical waste area.

Pesticide Disposal: Pesticide wastes are acutely hazardous. Improper disposal of excess pesticide, spray mixture or rinsate is a violation of Federal Law. If these wastes cannot be disposed of by use according to label instructions, contact your State Pesticide or Environmental Control Agency or the Hazardous Waste Representative at the nearest EPA Regional Office for guidance.

Container Handling [less than or equal to 5 gallons]: Non-refillable container. Do not reuse or refill this container. Triple rinse container (or equivalent) promptly after emptying. Triple rinse as follows: Empty the remaining contents into application equipment or a mix tank and drain for 10 seconds after the flow begins to drip. Fill the container 1/4 full with water and recap. Shake for 10 seconds. Pour rinsate into application equipment or a mix tank or store rinsate for later use or disposal. Drain for 10 seconds after the flow begins to drip. Repeat this procedure two more times. Then offer for recycling if available or puncture and dispose of in a sanitary landfill, or by incineration, or by other procedures approved by state and local authorities.

For minor spills, leaks, etc., follow all precautions indicated on this label and clean up immediately. Take special care to contain spills, leaks, and other accidents to prevent further exposure of facilities and equipment. Absorb spilled product with absorbing materials and dispose of in an approved waste disposal facility. In the event of a major spill, fire, or other emergency, call 1-800-888-8372, day or night.

CONTAINER IS NOT SAFE FOR FOOD, FEED OR DRINKING WATER.

syngenta®

