

# Orius® 20AQ

**ACTIVE INGREDIENT:** % BY WT.

Tebuconazole: alpha-[2-(4-chlorophenyl)ethyl]alpha-(1,1-dimethylethyl)-1H-1,2,4-triazole-1-ethanol . . . . . 20.0%

**OTHER INGREDIENTS:** . . . . . 80.0%

**TOTAL:** . . . . . 100.0%

Contains 1.67 pounds tebuconazole per gallon.

**EPA Reg. No. 66222-128**

**EPA Est. No. 37429-GA-001<sup>HT</sup>; 37429-GA-002<sup>PO</sup>**

Letter(s) in lot number correspond(s) to superscript in EPA Est. No.

## KEEP OUT OF REACH OF CHILDREN CAUTION/PRECAUCION

Si usted no entiende la etiqueta, busque a alguien para que se la explique a usted en detalle. (If you do not understand the label, find someone to explain it to you in detail).

### PRECAUTIONARY STATEMENTS

#### HAZARDS TO HUMANS AND DOMESTIC ANIMALS

**CAUTION:** Harmful if swallowed, inhaled, or absorbed through skin. Causes moderate eye irritation. Wash thoroughly with soap and water after handling and before eating, drinking, chewing gum, or using tobacco. Avoid contact with skin, eyes, or clothing. Causes moderate eye irritation. Remove and wash contaminated clothing before reuse. Wear the personal protective clothing specified in the PERSONAL PROTECTIVE EQUIPMENT (PPE) section of this label. Avoid breathing vapor or spray mist.

### How can we help? 1-866-406-6262

Manufactured for:  
Makhteshim Agan of North America, Inc.  
d/b/a ADAMA  
3120 Highwoods Blvd., Suite 100  
Raleigh, NC 27604

Net Contents  
**1 gallon**



**ADAMA**  
ESSENTIALS

### FIRST AID

**IF SWALLOWED:** Call a poison control center or doctor immediately for treatment advice. Have person sip a glass of water if able to swallow. Do not induce vomiting unless told to do so by a poison control center or doctor. Do not give anything by mouth to an unconscious person.

**IF ON SKIN OR CLOTHING:** Take off contaminated clothing. Rinse skin immediately with plenty of water for 15-20 minutes. Call a poison control center or doctor for further treatment advice.

**IF IN EYES:** Hold eye open and rinse slowly and gently with water for 15 to 20 minutes. Remove contact lenses, if present, after the first 5 minutes, then continue rinsing eye. Call a poison control center or doctor for treatment advice.

**IF INHALED:** Move person to fresh air. If person is not breathing, call 911 or an ambulance, then give artificial respiration, preferably mouth-to-mouth if possible. Call a poison control center or doctor for further treatment advice.

Have a product container or label with you when calling a poison control center or doctor or going for treatment. You may also contact Prosur at 1-877-250-9291 for emergency medical information. **NOTE TO PHYSICIAN:** There is no specific antidote. Treat symptomatically. Symptoms of Poisoning: The compound does not cause any definite symptoms that would be diagnostic.

### STORAGE AND DISPOSAL

Do not contaminate water, food, or feed by storage or disposal. **PESTICIDE STORAGE:** Store in a cool, secure, dry place and in such a manner as to prevent cross contamination with other pesticides, fertilizers, food, and feed. Store in original container and out of the reach of children, preferably in a locked storage area.

**PESTICIDE DISPOSAL:** Wastes resulting from the use of this product may be disposed of on site or at an approved waste disposal facility.

**CONTAINER HANDLING:** Nonrefillable container. Do not reuse or refill this container. Offer for recycling, if available. Clean container promptly after emptying. See inside of attached booklet for complete Storage and Disposal instructions.

For additional Storage and Disposal and Directions for Use statements see inside booklet.

PULL HERE TO OPEN ▲

12826  
04Z310-1-10

# Orius<sup>®</sup> 20AQ

## ACTIVE INGREDIENT: % BY WT.

Tebuconazole: alpha-[2-(4-chlorophenyl)ethyl]alpha-(1,1-dimethylethyl)-1H-1,2,4-triazole-1-ethanol	20.0%
<b>OTHER INGREDIENTS:</b>	<u>80.0%</u>
<b>TOTAL:</b>	100.0%

Contains 1.67 pounds tebuconazole per gallon.

EPA Reg. No. 66222-128

EPA Est. No. 37429-GA-001<sup>BT</sup>; 37429-GA-002<sup>BO</sup>

Letter(s) in lot number correspond(s) to superscript in EPA Est. No.

## KEEP OUT OF REACH OF CHILDREN CAUTION/PRECAUCION

Si usted no entiende la etiqueta, busque a alguien para que se la explique a usted en detalle. (If you do not understand the label, find someone to explain it to you in detail).

### PRECAUTIONARY STATEMENTS

#### HAZARDS TO HUMANS AND DOMESTIC ANIMALS

**CAUTION:** Harmful if swallowed, inhaled, or absorbed through skin. Causes moderate eye irritation. Wash thoroughly with soap and water after handling and before eating, drinking, chewing gum, or using tobacco. Avoid contact with skin, eyes, or clothing. Causes moderate eye irritation. Remove and wash contaminated clothing before reuse. Wear the personal protective clothing specified in the PERSONAL PROTECTIVE EQUIPMENT (PPE) section of this label. Avoid breathing vapor or spray mist.

### How can we help?

1-866-406-6262

Net Contents

**1 gallon**



## FUNGICIDE

# ADAMA ESSENTIALS

<b>FIRST AID</b>	
<b>IF SWALLOWED:</b>	<ul style="list-style-type: none"> <li>● Call a poison control center or doctor immediately for treatment advice.</li> <li>● Have person sip a glass of water if able to swallow.</li> <li>● Do not induce vomiting unless told to do so by a poison control center or doctor.</li> <li>● Do not give anything by mouth to an unconscious person.</li> </ul>
<b>IF ON SKIN OR CLOTHING:</b>	<ul style="list-style-type: none"> <li>● Take off contaminated clothing.</li> <li>● Rinse skin immediately with plenty of water for 15-20 minutes.</li> <li>● Call a poison control center or doctor for treatment advice.</li> </ul>
<b>IF IN EYES:</b>	<ul style="list-style-type: none"> <li>● Hold eye open and rinse slowly and gently with water for 15 to 20 minutes.</li> <li>● Remove contact lenses, if present, after the first 5 minutes, then continue rinsing eye.</li> <li>● Call a poison control center or doctor for treatment advice.</li> </ul>
<b>IF INHALED:</b>	<ul style="list-style-type: none"> <li>● Move person to fresh air.</li> <li>● If person is not breathing, call 911 or an ambulance, then give artificial respiration, preferably mouth-to-mouth, if possible.</li> <li>● Call a poison control center or doctor for further treatment advice.</li> </ul>
<p>Have a product container or label with you when calling a poison control center or doctor or going for treatment. You may also contact PROSAR at 1-877-250-9291 for emergency medical information.</p>	
<p><b>NOTE TO PHYSICIAN:</b> There is no specific antidote. Treat symptomatically. Symptoms of Poisoning: The compound does not cause any definite symptoms that would be diagnostic.</p>	

### PRECAUTIONARY STATEMENTS HAZARDS TO HUMANS AND DOMESTIC ANIMALS

**CAUTION:** Harmful if swallowed, inhaled, or absorbed through skin. Causes moderate eye irritation. Wash thoroughly with soap and water after handling and before eating, drinking, chewing gum, or using tobacco. Avoid contact with skin, eyes, or clothing. Causes moderate eye irritation. Remove and wash contaminated clothing before reuse. Wear the personal protective clothing specified in the **PERSONAL PROTECTIVE EQUIPMENT (PPE)** section of this label. Avoid breathing vapor or spray mist.

#### PERSONAL PROTECTIVE EQUIPMENT (PPE)

Some materials that are chemical-resistant to this product are listed below. If you want more options, follow the instructions for category C on an EPA chemical resistance category selection chart.

#### **Applicators and other handlers must wear:**

- Long-sleeved shirt and long pants
- Chemical-resistant gloves, such as barrier laminate, or butyl rubber, or nitrile rubber, or neoprene rubber, or polyvinyl chloride, or Viton
- Shoes plus socks

Follow manufacturer's instructions for cleaning/maintaining PPE. If no such instructions for washables, use detergent and hot water. Keep and wash PPE separately from other laundry.

### **ENGINEERING CONTROLS STATEMENT**

When handlers use closed systems, enclosed cabs, or aircraft in a manner that meets the requirements listed in the Worker Protection Standard (WPS) for agricultural pesticides [40 CFR 170.240(d) (4-6)], the handler PPE requirements may be reduced or modified as specified in the WPS.

### **USER SAFETY RECOMMENDATIONS**

**Users should:**

- Wash hands before eating, drinking, chewing gum, using tobacco, or using the toilet.
- Remove clothing immediately if pesticide gets inside. Then wash thoroughly and put on clean clothing.

### **ENVIRONMENTAL HAZARDS**

This pesticide is toxic to estuarine and marine invertebrates. Do not apply directly to water, or to areas where surface water is present, or to intertidal areas below the mean high water mark. Runoff may be hazardous to aquatic organisms in neighboring areas. Do not contaminate water when disposing of equipment washwater or rinsate.

### **DIRECTIONS FOR USE**

It is a violation of Federal law to use this product in a manner inconsistent with its labeling. Do not apply this product in a way that will contact workers or other persons, either directly or through drift. Only protected handlers may be in the area during application. For any requirements specific to your State or Tribe, consult the agency responsible for pesticide regulation.

### AGRICULTURAL USE REQUIREMENTS

Use this product only in accordance with its labeling and with the Worker Protection Standard, 40 CFR Part 170. This Standard contains requirements for the protection of agricultural workers on farms, forests, nurseries, and greenhouses, and handlers of agricultural pesticides. It contains requirements for training, decontamination, notification, and emergency assistance. It also contains specific instructions and exceptions pertaining to the statements on this label about personal protective equipment (PPE), and restricted-entry interval. The requirements in this box only apply to uses of this product that are covered by the Worker Protection Standard. Do not enter or allow worker entry into treated areas during the restricted entry interval (REI) of 12 hours.

PPE required for early entry to treated areas that is permitted under the Worker Protection Standard and that involves contact with anything that has been treated, such as plants, soil, or water, is:

- Coveralls
- Chemical-resistant gloves, such as barrier laminate, butyl rubber, nitrile rubber, neoprene rubber, polyvinyl chloride, or Viton
- Shoes plus socks

**Spray Volume:** Orius® 20AQ may be applied in a minimum of 10 gallons of spray solution per acre by ground sprayer or in a minimum of 5 gallons of spray solution per acre by aircraft spray equipment. Check equipment calibration frequently. Complete coverage and uniform application are essential for the most effective results, especially when lower spray volumes are applied. If necessary, increase the spray volume per acre for complete crop coverage.

**Note:** Aerial application is prohibited in New York state.

**Chemigation:** Do not apply this product through any type of irrigation system.

**Mixing:** Add recommended amount of Orius 20AQ into the spray tank while filling with water to the desired level. Operate the agitator while mixing. If other materials are added to the spray tank, the Orius 20AQ should be thoroughly dispersed prior to the addition of other materials.

**Compatibility:** To determine the compatibility of Orius 20AQ with other products, the following procedure should be followed: Pour the recommended proportions of the products into a suitable container of water, mix thoroughly and allow to stand at least five (5) minutes. If the combination remains mixed or can be re-mixed readily, the mixture is considered physically compatible. For further information, contact your local ADAMA representative.

APPLICATIONS		
CROP	DISEASE	RATE OF ORIUS 20AQ
<b>GRASSES GROWN FOR SEED</b>	Rusts ( <i>Puccinia</i> spp.)	8.6 to 17.2 fl oz per acre
	Apply the specified rate of Orius 20AQ as soon as weather conditions are favorable for rust development or when first rust pustules are present. Repeat applications at 14 to 16 day intervals. Under heavy disease pressure use 12.9 to 17.2 fl oz/A and shorter spray intervals.	
	Powdery mildew	8.6 to 17.2 fl oz per acre
	Apply specified rate of Orius 20AQ when powdery mildew first appears on the leaves. Repeat applications at 14 to 16 day intervals. Under heavy disease pressure use 12.9 to 17.2 fl oz/A and shorter spray intervals.	
<b>GENERAL COMMENTS:</b> Apply the specified rate in a minimum of 20 gallons of water per acre with ground sprayers or in a minimum of 10 gallons of water per acre with aircraft. Thorough coverage is important for optimum disease control. For optimum benefit, the lowest recommended rate of a spray surfactant should be tank mixed with Orius 20AQ. A maximum of 34.4 fluid ounces may be applied per acre per crop season. Orius 20AQ may be applied up to 4 days before harvest. Chaff, screenings and straw from treated areas may be used for feed purposes; however, do not forage, cut green crop, or use seed for feed purposes. Regrowth may be grazed starting 17 days after last application.		

APPLICATIONS		
CROP	DISEASE	RATE OF ORIUS 20AQ
PEANUTS	<b>SOILBORNE:</b> Sclerotium stem and pod rot (white mold, southern blight, southern stem rot) Rhizoctonia limb rot Rhizoctonia pod rot (Virginia and North Carolina only) <b>FOLIAR:</b> Early leaf spot Late leaf spot Leaf rust Web blotch ( <i>Phoma</i> ) Pepper spot ( <i>Leptosphaerulina</i> )	15.4 fl oz per acre
	<b>FOUR-APPLICATION SPRAY PROGRAM:</b> Apply the specified rate in a preventive spray schedule. See table below for proper timing of applications. Applications of chlorothalonil should be made prior to and following applications of Orius 20AQ to discourage development of resistant strains of fungi. For optimum control of foliar diseases such as leaf rust, web blotch, and pepper spot, the lowest label recommended rate of a spray surfactant should be tank-mixed with Orius 20AQ. <b>LEAF SPOT ADVISORY SCHEDULE:</b> For control of soilborne diseases in an advisory schedule, apply Orius 20AQ in the first advisory spray in July and continue Orius 20AQ applications at 14 day intervals. Applications after August 15 should be tank mixed with chlorothalonil for resistance management purposes.	
<b>GENERAL DIRECTIONS:</b> For optimum control of the specified soilborne diseases, four consecutive applications of Orius 20AQ must be made at 14 day intervals. A maximum of 61.9 fluid ounces of Orius 20AQ may be applied per crop season. Orius 20AQ may be applied up to 14 days before harvest. Do not feed hay or threshings or allow livestock to graze in treated areas. Orius 20AQ is a sterol demethylation inhibitor (DMI) fungicide. Chlorothalonil may be tank mixed at the rate of 12 ounces of active ingredient with Orius 20AQ as a leaf spot resistance management strategy. A spray surfactant is not necessary when Orius 20AQ is tank mixed with chlorothalonil. Mixing or alternating Orius 20AQ with other DMI fungicides may lead to resistance. Orius 20AQ must be carried by rainfall or irrigation into the root and pod zone for control of root and pod rots caused by <i>Sclerotium rolfsii</i> and <i>Rhizoctonia solani</i> . Drought conditions will decrease the effectiveness of Orius 20AQ against the root and pod rots. Use Orius 20AQ in conjunction with cultural practices that are known to reduce the severity of soilborne diseases, such as proper crop rotation practices.		
<b>Timing of Orius 20AQ Application for Optimum Control of White Mold and Rhizoctonia Limb and Pod Rot</b>		
Spray Program	Application No.	Chlorothalonil Application No.
7 applications	3, 4, 5, and 6	1, 2, and 7

APPLICATIONS			
CROP	DISEASE	RATE OF ORIUS 20AQ	
<b>CHERRY PEACH NECTARINE</b>	Brown rot (blossom blight, fruit rot)	4.3 oz/100 gal*	8.6 to 17.2 oz/acre**
	Leaf spot Powdery mildew		
<b>PEACH</b>	Rust	4.3 oz/100 gal	10.75 to 17.2 oz/acre

**Blossom blight:** Begin application at white bud on cherry or pink bud on peach and nectarine. Apply again at 50% bloom and at petal fall if conditions continue to be favorable for disease development.

**Fruit rot:** Begin applications two to three weeks before harvest and continue at 7 day intervals through the day of harvest. The blossom and fruit stages must be protected for optimum control of brown rot. If Orius 20AQ is applied during only one of these stages, another registered fungicide should be applied to the other stage to provide optimum protection. Additional cover sprays during the early postbloom period are also important for preventing quiescent fruit infections in sweet cherry and peach.

**Leaf spot:** Begin application at petal fall or when first leaves unfold and continue applications at 7 to 14 day intervals. Applications should be made at 7 day intervals early in the growing season when terminal growth is rapid and/or under severe disease conditions. A postharvest application may be made to maintain control and reduce overwintering inoculum.

**Powdery mildew:** Follow leaf spot schedule until terminal growth ceases.

**Rust:** Begin applications after canker emergence and continue applications at 14 day intervals under severe disease conditions.

**GENERAL USE DIRECTIONS:**

Orius 20AQ may be applied up to and including the day of harvest (0-day PHI). Do not apply more than 103 oz. of product per acre per crop season.

Orius 20AQ is a sterol demethylation inhibitor (DMI) fungicide. It may be applied in tank-mix or alternated (every other spray application) with a non-DMI (protectant) fungicide as a resistance management strategy. Do not mix Orius 20AQ with other DMI fungicides.

\*When using the 4.3 oz/100 gal. rate, use at least 8.6 oz of Orius 20AQ per acre.

\*\*The amount of Orius 20AQ required per acre will depend on tree size and volume of foliage present. The rate per acre is based on a standard of 400 gallons of dilute spray solution per acre for large trees. For smaller trees, multiply 4.3 oz times the number of 100 gallons of spray solution required to thoroughly wet, to the point of runoff, one acre of the trees being treated. For concentrate sprays, apply the same amount of product per acre as would be applied in a dilute spray based on tree size and foliage volume, but not less than 8.6 ounces of Orius 20AQ per acre. Apply 12.9 to 17.2 ounces per acre of Orius 20AQ when severe disease conditions exist.



APPLICATIONS		
CROP	DISEASE	RATE OF ORIUS 20AQ
GRAPES	Black rot	8.6 oz. per acre
	Powdery mildew	
<p><b>Powdery Mildew:</b> Apply in a preventive spray schedule. Make the first application of Orius 20AQ before bloom and continue applications using spray intervals of up to 21 days in low to moderate disease pressure. Use a 14 day schedule when disease pressure is severe.</p> <p><b>Black Rot:</b> <u>Preventive Schedule:</u> Make the first application at 1 to 3 inches of new shoot growth and continue at 7 to 14 day intervals through 5° Brix stage or until veraison (berry coloring) is complete. Apply at 1 inch new shoot growth and at 7 to 10 day intervals on highly susceptible varieties or under severe disease conditions. <u>Post-Infection Schedule:</u> A post-infection schedule may be followed from 1 inch new shoot growth through 5° Brix stage. Apply within 72 hours after the beginning of an infection period. Orius 20AQ applications should not be closer than 7 days apart. Continue Orius 20AQ applications using the preventive schedule if the post-infection schedule is discontinued.</p> <p><b>Botrytis:</b> Orius 20AQ, applied in a powdery mildew spray schedule, will enhance the activity of registered fungicides used for control of Botrytis bunch rot. Applications must be made on a 14 day schedule for suppression of Botrytis.</p> <p><b>GENERAL USE DIRECTIONS:</b></p> <p>Orius 20AQ may be applied up to 14 days before harvest. A maximum of 68.8 fl oz of Orius 20AQ may be applied per acre per crop season. <b>The minimum interval between applications is 7 days.</b></p> <p>Apply product in sufficient water for thorough coverage of vines and fruit. Increase spray volume as vine growth increases.</p> <p>Orius 20AQ is a sterol demethylation inhibitor (DMI) fungicide. It may be applied in a tank-mix or alternated (every other spray application) with a non-DMI fungicide as a resistance management strategy. Tank-mixing Orius 20AQ with other DMI fungicides is not recommended.</p>		
BANANA PLANTAIN	Black leaf streak	6.88 oz per acre
	Yellow sigatoka	
<p>Apply specified dosage as a foliar spray in a minimum of 20 gallons or more of water per acre to assure thorough coverage of the plants. A spray oil recommended for use on banana or plantain should be utilized at 4.3 pints per acre in tank-mix with Orius 20AQ. Thoroughly mix Orius 20AQ in the spray solution prior to the addition of a spray oil. Make the first application before disease becomes established and repeat applications at 14 day intervals if necessary to maintain disease control.</p> <p>Do not apply Orius 20AQ to non-bagged bananas. A maximum of 34.4 fl oz of Orius 20AQ may be applied per acre per harvest cycle. Orius 20AQ may be applied up to the day of harvest.</p>		

**OBSERVE THE FOLLOWING PRECAUTIONS WHEN SPRAYING IN THE VICINITY OF AQUATIC AREAS SUCH AS LAKES, RESERVOIRS, RIVERS, PERMANENT STREAMS, MARSHES OR NATURAL PONDS, AND ESTUARIES.**

Apply only during alternate years in fields adjacent to aquatic areas listed above.

Do not apply by ground or air within 100 feet of aquatic areas listed above.

Do not cultivate within 10 feet of an aquatic area to allow growth of a vegetative filter strip.

**Aerial application is prohibited in New York state.**

**Spray Drift Management:** For aerial applications, the spray boom should be mounted on the aircraft so as to minimize drift caused by wing tip vortices. The minimum practical boom length should be used, and must not exceed 75% of the wing span or rotor diameter.

Use the largest droplet size consistent with pest control. Formation of very small droplets may be minimized by appropriate nozzle selection, by orienting nozzles away from the air stream as much as possible and by avoiding excessive spray boom pressure. Apply in a minimum of 5 gallons of spray solution per acre by aircraft spray equipment.

Spray should be released at the lowest possible height consistent with good pest control and flight safety. Applications more than 10 feet above the crop canopy should be avoided.

Make aerial or ground applications when wind velocity favors on-target product deposition (approximately 3 to 10 mph). Do not apply when wind velocity exceeds 15 mph. Avoid applications when wind gusts approach 15 mph.

Risk of exposure to sensitive aquatic areas can be reduced by avoiding applications when wind direction is toward the aquatic area.

Low humidity and high temperatures increase the evaporation rate of spray droplets and therefore the likelihood of spray drift to aquatic areas. Avoid spraying during conditions of low humidity and/or high temperature.

Do not make aerial or ground applications during temperature inversions. Inversions are characterized by stable air and increasing temperatures with height above the ground. Mist or fog may indicate the presence of an inversion in humid areas. The applicator may detect the presence of an inversion by producing smoke and observing a smoke layer near the ground surface.

**ROTATIONAL CROPS**

Treated areas may be replanted with any crop specified on this label as soon as practical after last application. Any crop not specified on this label may be planted into treated areas 120 days after last application.

### IMPORTANT: READ BEFORE USE

Read the entire Directions for Use and **LIMITATION OF WARRANTY AND LIABILITY** before using this product. If terms are not acceptable, return the unopened product container at once. By using this product, user or buyer accepts the Conditions of Sale.

## STORAGE AND DISPOSAL

Do not contaminate water, food, or feed by storage or disposal.

**PESTICIDE STORAGE:** Store in a cool, secure, dry place and in such a manner as to prevent cross contamination with other pesticides, fertilizers, food, and feed. Store in original container and out of the reach of children, preferably in a locked storage area. Handle and open container in a manner as to prevent spillage. If container is leaking, invert to prevent leakage. If the container is leaking or material is spilled for any reason or cause, carefully dam up spilled material to prevent runoff. Refer to Precautionary Statements on label for hazards associated with the handling of this material. Do not walk through spilled material. Absorb spilled material with absorbing-type compounds and dispose of as directed for pesticides below. In spill or leak incidents, keep unauthorized people away. For spills, fire, or leak, contact INFOTRAC: 1-800-535-5053.

**PESTICIDE DISPOSAL:** Wastes resulting from the use of this product may be disposed of on site or at an approved waste disposal facility.

### CONTAINER HANDLING:

**Nonrefillable Container (five gallons or less):** Nonrefillable container. Do not reuse or refill this container. Offer for recycling, if available. Clean container promptly after emptying. Triple rinse as follows: Empty the remaining contents into application equipment or a mix tank and drain for 10 seconds after the flow begins to drip. Fill the container ¼ full with water and recap. Shake for 10 seconds. Pour rinsate into application equipment or a mix tank or store rinsate for later use or disposal. Drain for 10 seconds after the flow begins to drip. Repeat this procedure two more times. Then offer for recycling or reconditioning, or puncture and dispose of in a sanitary landfill, or incineration, or, if allowed by state and local authorities, by burning. If burned, stay out of smoke.

**FOR 24-HOUR EMERGENCY ASSISTANCE (SPILL, LEAK, OR FIRE), CALL INFOTRAC AT 1-800-535-5053.**

### LIMITATION OF WARRANTY AND LIABILITY

Read the entire directions for use, conditions of warranties and limitations of liability before using this product. If terms are not acceptable, return the unopened product container at once. By using this product, user or buyer accepts the following **CONDITIONS, DISCLAIMER OF WARRANTIES and LIMITATIONS OF LIABILITY.**

**CONDITIONS:** The directions for use of this product are believed to be adequate and must be followed carefully. However, it is impossible to eliminate all risks associated with the use of this product. Crop injury, ineffectiveness or other unintended consequences may result because of such factors as weather conditions, presence of other materials, or the manner of use or

application, all of which are beyond the control of ADAMA. All such risks shall be assumed by the user or buyer.

**DISCLAIMER OF WARRANTIES:** To the extent consistent with applicable law, ADAMA makes no other warranties, express or implied, of merchantability or of fitness for a particular purpose or otherwise, that extend beyond the statements made on this label. No agent of ADAMA is authorized to make any warranties beyond those contained herein or to modify the warranties contained herein. To the extent consistent with applicable law, ADAMA disclaims any liability whatsoever for special, incidental or consequential damages resulting from the use or handling of this product.

**LIMITATIONS OF LIABILITY:** To the extent consistent with applicable law, the exclusive remedy of the user or buyer for any and all losses, injuries or damages resulting from the use or handling of this product, whether in contract, warranty, tort, negligence, strict liability or otherwise, shall not exceed the purchase price paid or at ADAMA's election, the replacement of product.

Orius is a registered trademark of an ADAMA Group Company.

Manufactured for:  
Makhteshim Agan of North America, Inc.  
d/b/a ADAMA  
3120 Highwoods Blvd., Suite 100  
Raleigh, NC 27604






**Shape, Colors and Dieline.**

**Signature** accepts responsibility for copy, color break and artwork. We are not liable for any discrepancies identified.

Due to color variance between devices, the colors represented by this chart are deemed accurate. Please refer to a color management system such as the Pantone Matching System for the most accurate representation of spot colors.

**NOT ACCURATE FOR COLOR-MATCH.**

Print.

NOTE: X-TILES	NOTE: X-TILES	NOTE: X-TILES
LABEL COLORS	BOOKLET COVER COLORS	BOOKLET INSIDE
 <p>BLK      408      349</p>	 <p>BLK      408      349</p>	 <p>BLK</p>
PATTERN VARNISH: <input checked="" type="checkbox"/> YES <input type="checkbox"/> NO		