

# SEEKER 4SC HERBICIDE

For Control of Annual Broadleaf Weeds in Field Corn, Seed Corn, Yellow Popcorn, Soybean, Sweet Corn, and Other Listed Crops

## ACTIVE INGREDIENT

Mesotrione: (CAS No. 104206-82-8) .....40.0%

**OTHER INGREDIENTS:** .....60.0%

**TOTAL** .....100.0%

Contains 4 lbs. of active ingredient mesotrione per gallon.

EPA Reg. No. 93365-2-2749

EPA Est. No. 62171-MS-1

## KEEP OUT OF REACH OF CHILDREN CAUTION

See Additional Precautionary Statements and Directions for Use inside booklet.

### PRECAUTIONARY STATEMENTS

#### Hazards to Humans and Domestic Animals

**CAUTION.** Harmful if swallowed or absorbed through skin. Prolonged or frequently repeated skin contact may cause allergic reactions in some individuals. Harmful if swallowed. Avoid contact with skin, eyes, or clothing.

#### FIRST AID

**IF ON SKIN OR CLOTHING:** Take off contaminated clothing. Rinse skin immediately with plenty of water for 15-20 minutes. Call a poison control center or doctor for treatment advice.

**IF SWALLOWED:** Call a poison control center or doctor immediately for treatment advice. Have person sip a glass of water if able to swallow. Do not induce vomiting unless told to do so by a poison control center or doctor. Do not give anything by mouth to an unconscious person.

Have the product container or label with you when calling a poison control center or doctor, or going for treatment.

#### HOTLINE NUMBER

Have the product container or label with you when calling a poison control center or doctor, or when going for treatment. For MEDICAL emergencies call the National Poison Control Center at 1-800-222-1222. For a transportation emergency, please contact CHEMTREC at 1-800-424-9300.

FOR CHEMICAL SPILL,  
LEAK, FIRE, EXPOSURE OR  
MEDICAL EMERGENCY  
INVOLVING THIS PRODUCT  
CALL CHEMTREC®  
TOLL FREE (800) 424-9300  
OR (703) 527-3887.

## 1 Gal

Net Contents

**Manufactured by:** Actylis, 4 Tri Harbor Court, Port Washington, NY 11050

Job 235286

## **Personal Protective Equipment (PPE)**

### **Applicators and other handlers must wear:**

- Long-sleeved shirt and long pants
- Shoes plus socks
- Chemical resistant gloves

Follow manufacturer's instructions for cleaning/maintaining PPE. If no such instructions for washables exist, use detergent and hot water. Keep and wash PPE separately from other laundry.

### **Engineering Control Statements**

When handlers use closed systems or enclosed cabs in a manner that meets the requirements listed in the Worker Protection Standard (WPS) for agricultural pesticides [40 CFR 170.240(d)(4-6)], the handler PPE requirements may be reduced or modified as specified in the WPS.

### **User Safety Recommendations**

#### **Users should:**

- Wash hands before eating, drinking, chewing gum, using tobacco, or using the toilet.
- Remove clothing/PPE immediately if pesticide gets inside. Then wash thoroughly and put on clean clothing.
- Remove PPE immediately after handling this product. Wash the outside of gloves before removing. As soon as possible, wash thoroughly and change into clean clothing.

### **Environmental Hazards**

Do not apply directly to water, or to areas where surface water is present, or to intertidal areas below the mean high water mark. Do not contaminate water when disposing of equipment wash water or rinsate.

### **Surface Water Advisory**

This product may contaminate water through drift of spray in wind. This product has a high potential for runoff for several weeks after application. Poorly draining soils and soils with shallow water tables are more prone to produce runoff that contains this product. A level, well maintained vegetative buffer strip between areas to which this product is applied and surface water features such as ponds, streams, and springs will reduce the potential for contamination of water from runoff. Runoff of this product will be reduced by avoiding applications when rainfall is forecasted to occur within 48 hours. Sound erosion control practices will reduce this product's contribution to surface water contamination.

### **Physical and Chemical Hazards**

Do not mix or allow coming in contact with oxidizing agent. Hazardous chemical reaction may occur.

## **DIRECTIONS FOR USE**

It is a violation of Federal law to use this product in a manner inconsistent with its labeling.

Do not apply this product in a way that will contact workers or other persons, either directly or through drift. Only protected handlers may be in the area during application. For any requirements specific to your State or Tribe, consult the agency responsible for pesticide regulation.

### AGRICULTURAL USE REQUIREMENTS

Use this product only in accordance with its labeling and with the Worker Protection Standard, 40 CFR part 170. This Standard contains requirements for the protection of agricultural workers on farms, forests, nurseries, and greenhouses, and handlers of agricultural pesticides. It contains requirements for training, decontamination, notification, and emergency assistance. It also contains specific instructions and exceptions pertaining to the statements on this label about personal protective equipment (PPE) and restricted-entry interval. The requirements in this box only apply to uses of this product that are covered by the Worker Protection Standard.

**Do not enter or allow worker entry into treated areas during the restricted entry interval (REI) of 12 hours.**

PPE required for early entry to treated areas that is permitted under the Worker Protection Standard and that involves contact with anything that has been treated, such as plants, soil, or water, is:

- Coveralls plus
- Shoes plus socks
- Chemical-resistant gloves

### PRODUCT INFORMATION

Seeker 4SC Herbicide is a systemic preemergence and postemergence herbicide for the selective contact and residual control of broadleaf weeds in field corn, seed corn, yellow popcorn, sweet corn, and other listed crops. When used preemergence, weeds take up the product through the soil during emergence. Dry conditions following application may reduce the preemergence activity of Seeker 4SC Herbicide. If an activating rain (0.25 inches) is not received within 7-10 days after a preemergence application, where appropriate, rotary hoeing is suggested to activate the herbicide. When used postemergence, susceptible weeds take up the herbicide through the treated foliage and cease growth soon after application. Complete death of the weeds may take up to 2 weeks. The product is absorbed through the soil and/or by the foliage of emerged weeds.

Seeker 4SC Herbicide is not effective for the control of most grass weeds. Preemergence grass herbicides or postemergence grass herbicides can be tank mixed with Seeker 4SC Herbicide to provide broad spectrum weed control in corn (see appropriate section of label for this information). Seeker 4SC Herbicide can be applied postemergence following a preemergence grass herbicide application. Seeker 4SC Herbicide can also be used in combination with a burndown herbicide, prior to planting, to provide added burndown and residual weed control in field corn, seed corn, yellow popcorn, and sweet corn.

### RESISTANCE MANAGEMENT

The efficacy of Seeker 4SC Herbicide is not affected by the presence of biotype weed species that are resistant to Protoporphyrinogen Oxidase (PPO), 4-Hydroxyphenylpyruvate Dioxygenase (HPPD) or Acetolactate Synthase (ALS) inhibiting herbicides or to Triazine or Glyphosate herbicides.

To reduce the risk of weeds developing resistance to mesotrione in corn, always use full specified label rates. When applying Seeker 4SC Herbicide post-emergence after a mesotrione-containing pre-emergence herbicide, add atrazine as a tank mix partner. Do not apply more than 0.24 lb. of mesotrione active ingredient per acre of corn per year (equivalent to 7.7 fl. oz. (0.24 lb. AI) per acre per year of Seeker 4SC Herbicide). If additional herbicide is needed, use an herbicide product other than a HPPD inhibitor (Group 27 Herbicide). Use specified label rates of Seeker 4SC Herbicide to prevent selection for, or population shifts toward, marginally resistant weed species and/or species biotypes.

Suspected herbicide-resistant weeds may be identified by these indicators:

- Failure to control a weed species normally controlled by the herbicide at the dose applied, especially if control is achieved on adjacent weeds;
- A spreading patch of non-controlled plants of a particular weed species; and
- Surviving plants mixed with controlled individuals of the same species.

To minimize the occurrence of resistant biotypes, observe the following general weed management practices:

- Scout application site before and after herbicide applications.
- Start with a clean application site, using either a burndown herbicide application or tillage.
- Control weeds early when they are relatively small.
- Add other herbicides (e.g. a selective and/or a residual herbicide) and cultural practices (e.g. tillage or crop rotation) where appropriate.
- Utilize the specified label rate for the most difficult to control weed in your field. Avoid tank mixtures with other herbicides that reduce this product's efficacy (through antagonism), or tank mixture directions that encourage application rates of this product below the label directions.
- Control weed escapes and prevent weeds from setting seeds.
- Clean equipment before moving from field to field to minimize the spread of weed seed or plant parts.
- Report any incidence of repeated non-performance of this product on a particular weed to local extension specialists, certified crop advisors, or your ACTYLIS representative.
- Contact your local sales representative, crop advisor, or extension agent to find out if suspected resistant weeds to this MOA have been found in your region. If resistant biotypes of target weeds have been reported, use the application rates of this product specified for your local conditions. Tank mix products so that there are multiple effective mechanisms of actions for each target weed.

### **INTEGRATED PEST (WEED) MANAGEMENT**

Seeker 4SC Herbicide should be integrated into an overall weed and pest management strategy whenever the use of a herbicide is required. Practices known to reduce weed development (tillage, crop competition) and herbicide use (weed scouting, proper application timing, banding) should be followed wherever possible. Consult local agricultural and weed authorities for additional IPM strategies established for your area.

### **USE RESTRICTIONS**

- **Do not** apply Seeker 4SC Herbicide to white popcorn or ornamental (Indian) corn.
- **Do not** cultivate corn within 7 days before or after a Seeker 4SC Herbicide application as weed control from the Seeker 4SC Herbicide application may be reduced.
- **Do not** apply this product through any type of irrigation system unless specified otherwise under the specific crop section on the label.
- **Do not** apply this product with suspension fertilizers as the carrier.
- **Do not** apply Seeker 4SC Herbicide postemergence in a tank mix with emulsifiable concentrate grass herbicides, unless specifically addressed under one of the tank mix sections of this label, or injury may occur.
- **Do not** use aerial application to apply Seeker 4SC Herbicide unless specified otherwise under the specific crop section on the label.

### **USE PRECAUTIONS**

- Severe corn injury resulting in yield loss may occur if Seeker 4SC Herbicide is applied postemergence to corn that was treated with products containing either Terbufos or Chlorpyrifos
- Severe corn injury resulting in yield loss may occur if Seeker 4SC Herbicide is applied foliar postemergence to corn in a tank mix with any organophosphate or carbamate insecticide.
- Severe corn injury resulting in yield loss may occur if any organophosphate or carbamate insecticide is applied foliar postemergence within 7 days before or 7 days after Seeker 4SC Herbicide application.
- When weeds are stressed due to drought, heat, lack of fertility, flooding, or prolonged cool temperatures, control can be reduced or delayed since the weeds are not actively growing. Weed escapes or regrowth may occur when application is made under prolonged stress conditions. Optimum weed control will be obtained if an application of Seeker 4SC Herbicide is made following label directions when weeds are actively growing.
- Seeker 4SC Herbicide may be applied with pyrethroid type insecticides.

## SPRAY DRIFT MANAGEMENT

As with all crop protection products, it is important to avoid off-target movement onto adjacent land or crops, as even small amounts may injure sensitive plants. To reduce spray drift, the following spray drift management requirements must be followed.

### SPRAY DRIFT

#### Ground Boom Applications

- Apply with the nozzle height recommended by the manufacturer, but no more than 3 feet above the ground or crop canopy unless making a turf, pasture, or rangeland application, in which case applicators may apply with a nozzle height no more than 4 feet above the ground.
- For applications prior to the emergence of crops and target weeds, applicators are required to use a Coarse or coarser droplet size (ASABE S572.1).
- For all other applications, applicators are required to use a Medium or coarser droplet size (ASABE S572.1).
- **Do not** apply when wind speeds exceed 10 miles per hour at the application site.
- **Do not** apply during temperature inversions.

#### SPRAY DRIFT ADVISORIES

THE APPLICATOR IS RESPONSIBLE FOR AVOIDING OFF-SITE SPRAY DRIFT. BE AWARE OF NEARBY NON-TARGET SITES AND ENVIRONMENTAL CONDITIONS.

#### IMPORTANCE OF DROPLET SIZE

An effective way to reduce spray drift is to apply large droplets. Use the largest droplets that provide target pest control. While applying larger droplets will reduce spray drift, the potential for drift will be greater if applications are made improperly or under unfavorable environmental conditions.

#### Controlling Droplet Size – Ground Boom

- Volume - Increasing the spray volume so that larger droplets are produced will reduce spray drift. Use the highest practical spray volume for the application. If a greater spray volume is needed, consider using a nozzle with a higher flow rate.
- Pressure - Use the lowest spray pressure recommended for the nozzle to produce the target spray volume and droplet size.
- Spray Nozzle - Use a spray nozzle that is designed for the intended application.
- Consider using nozzles designed to reduce drift.

#### BOOM HEIGHT – Ground Boom

Use the lowest boom height that is compatible with the spray nozzles that will provide uniform coverage. For ground equipment, the boom should remain level with the crop and have minimal bounce.

#### SHIELDED SPRAYERS

Shielding the boom or individual nozzles can reduce spray drift. Consider using shielded sprayers. Verify that the shields are not interfering with the uniform deposition of the spray on the target area.

#### TEMPERATURE AND HUMIDITY

When making applications in hot and dry conditions, use larger droplets to reduce effects of evaporation.

#### TEMPERATURE INVERSIONS

Drift potential is high during a temperature inversion. Temperature inversions are characterized by increasing temperature with altitude and are common on nights with limited cloud cover and light to no wind. The presence

of an inversion can be indicated by ground fog or by the movement of smoke from a ground source or an aircraft smoke generator. Smoke that layers and moves laterally in a concentrated cloud (under low wind conditions) indicates an inversion, while smoke that moves upward and rapidly dissipates indicates good vertical air mixing. Avoid applications during temperature inversions.

## **WIND**

Drift potential generally increases with wind speed. AVOID APPLICATIONS DURING GUSTY WIND CONDITIONS. Applicators need to be familiar with local wind patterns and terrain that could affect spray drift.

## **WINDBLOWN SOIL PARTICLES**

Seeker 4SC Herbicide has the potential to move off-site due to wind erosion. Soils that are subject to wind erosion usually have a high silt and/or fine to very fine sand fractions and low organic matter content. Other factors which can affect the movement of windblown soil include the intensity and direction of prevailing winds, vegetative cover, site slope, rainfall, and drainage patterns. Avoid applying Seeker 4SC Herbicide if prevailing local conditions may be expected to result in off-site movement.

## **ADDITIONAL SPRAY DRIFT DIRECTIONS FOR AERIAL APPLICATIONS**

The distance of the outer-most nozzles on the boom must not exceed  $\frac{3}{4}$  the length of the wingspan or rotor.

Nozzles must always point backward parallel with the air stream and never be pointed downwards more than 45 degrees.

Where states have more stringent regulations, they must be observed.

Spray must be released at the lowest height consistent with effective weed control and flight safety.

For best results, ensure that each specific aerial application vehicle used is quantifiably pattern tested for aerial application of Seeker 4SC Herbicide initially and every year thereafter.

**RESTRICTION:** For aerial application use only nozzles producing coarse-ultra coarse droplets. Do not use nozzles producing fine-medium size droplets.

For some use patterns, reducing the effective boom length to less than  $\frac{3}{4}$  of the wingspan or rotor length may further reduce drift without reducing swath width.

Do not make applications at a height greater than 10 feet above the top of the largest plants unless a greater height is required for aircraft safety. Making applications at the lowest height that is safe reduces exposure of droplets to evaporation and wind.

When applications are made with a crosswind, the swath will be displaced downwind. Therefore, on the up and downwind edges of the field, the applicator must compensate for this displacement by adjusting the path of the aircraft upwind. Increase swath adjustment distance with increasing drift potential (higher wind, smaller drops, etc.).

Drift potential is lowest between wind speeds of 2-10 mph. However, many factors, including droplet size and equipment type determine drift potential at any given speed. Avoid application below 2 mph due to variable wind direction and high inversion potential. Note: Local terrain can influence wind patterns. Ensure that every applicator is familiar with local wind patterns and how they affect drift.

When making applications in low relative humidity, set up equipment to produce larger droplets to compensate for evaporation. Droplet evaporation is most severe when conditions are both hot and dry.

Do not apply during a temperature inversion, because drift potential is high. Temperature inversions restrict vertical air mixing, which causes small suspended droplets to remain in a concentrated cloud. This cloud can move in unpredictable directions due to the light variable winds common during inversions. Temperature inversions are

characterized by increasing temperatures with altitude and are common on nights with limited cloud cover and light to no wind. They begin to form as the sun sets and often continue into the morning. Their presence can be indicated by ground fog; however, if fog is not present, inversions can also be identified by the movement of smoke from a ground source or an aircraft smoke generator. Smoke that layers and moves laterally in a connected cloud (under low wind conditions) indicates an inversion, while smoke that moves upwards and rapidly dissipates indicates good vertical air mixing.

The pesticide must only be applied when the potential for drift to adjacent sensitive areas (e.g., residential areas, bodies of water, known habitat for threatened or endangered species, non-target crops) is minimal (e.g. when wind is blowing away from the sensitive areas).

## **AERIAL APPLICATION INSTRUCTIONS FOR CORN AND SUGARCANE**

**RESTRICTION:** Seeker 4SC Herbicide can be applied aerially only to corn and sugarcane.

**RESTRICTION:** For aerial application use only nozzles producing coarse-ultra coarse droplets. Do not use nozzles producing fine-medium size droplets.

Seeker 4SC Herbicide may be applied aerially for preemergence or postemergence weed control in corn only in the following states: Alabama, Arizona, Arkansas, California, Colorado, Connecticut, Delaware, Florida, Georgia, Idaho, Illinois, Indiana, Iowa, Kansas, Kentucky, Louisiana, Maine, Maryland, Massachusetts, Michigan, Minnesota, Mississippi, Missouri, Montana, Nevada, New Hampshire, New Jersey, New Mexico, New York, North Carolina, North Dakota, Nebraska, Ohio, Oklahoma, Oregon, Pennsylvania, Rhode Island, South Carolina, South Dakota, Tennessee, Texas, Utah, Vermont, Virginia, Washington, West Virginia, Wisconsin and Wyoming.

Seeker 4SC Herbicide may be applied aerially for preemergence or postemergence weed control in sugarcane only in the following states: Florida, Louisiana and Texas.

Applications must be made in a minimum of 2 gallons of water per acre.

## **PRE-EMERGENCE GROUND APPLICATION INSTRUCTIONS**

Apply Seeker 4SC Herbicide preemergence with a carrier volume of 10-60 gal/A.

Spray nozzles must be uniformly spaced, the same size and type, and must provide accurate and uniform application.

Use spray nozzles that provide medium to coarse droplet size to provide good coverage and avoid drift. Apply in a spray volume of 10-60 gal/A using water or liquid fertilizer (excluding suspension fertilizers) as the carrier. Use a pump that can maintain a pressure of at least 35-40 psi at the nozzles and provide proper agitation within the tank to keep the product dispersed. Lower pressures may be used with extended range or drift reduction nozzles.

**Always ensure that agitation is maintained until spraying is completed, even if stopped for brief periods of time. If the agitation is stopped for more than 5 minutes, resuspend the spray solution by running on full agitation prior to spraying.**

## **POST-EMERGENCE GROUND APPLICATION INSTRUCTIONS**

Spray nozzles must be uniformly spaced, the same size and type, and must provide accurate and uniform application. Use spray nozzles that provide coarse or coarser droplet size to provide good coverage and avoid drift. Good weed coverage is essential for optimum weed control. Boom height for broadcast over-the-top applications must be based on the height of the crop – at least 15 inches above the crop canopy.

Apply in a spray volume of 10-30 gal/A using water as a carrier. Use a pump that can maintain a pressure of at least 35-40 psi at the nozzles and provide proper agitation within the tank to keep the product dispersed.

Lower pressures may be used with extended range or drift reduction nozzles. When weed foliage is dense, use a minimum of 20 gals.

Flat fan nozzles of 80° or 110° are advised for optimum postemergence coverage. Do not use floodjet nozzles or controlled droplet application equipment for postemergence applications.

Nozzles may be angled forward 45° to enhance penetration of the crop and provide better coverage. Ensure that all in-line strainer and nozzle screens in the sprayer are 50-mesh or coarser.

**Always ensure that agitation is maintained until spraying is completed, even if stopped for brief periods of time. If the agitation is stopped for more than 5 minutes, resuspend the spray solution by running on full agitation prior to spraying.**

## SPRAY ADDITIVES

### POSTEMERGENCE ADJUVANTS

When an adjuvant is to be used with this product, the use of an adjuvant that meets the standards of the Chemical Producers and Distributors Association (CPDA) adjuvant certification program is advised.

The following adjuvant directions are intended primarily for Seeker 45C Herbicide use in corn. Refer to the use directions section of each crop section for specific adjuvant directions.

### POSTEMERGENCE APPLICATIONS TO FIELD CORN AND SEED CORN

For postemergence applications made after the crop has emerged, add crop oil concentrate (COC) to the spray solution at the rate of 1.0 gal./100 gals. of water (1.0% v/v). The use of a nonionic surfactant (NIS) at 1 qt./100 gallons of water (0.25% v/v) instead of COC is allowed, but the weed control achieved with COC is consistently better than NIS. **The use of methylated seed oil (MSO) adjuvants or MSO blend adjuvants for postemergence applications of Seeker 45C Herbicide may cause severe crop injury to occur. Do not use MSO adjuvants for postemergence use unless directed for a specific tank mix under the Seeker 45C Herbicide TANK MIXTURES FOR CORN section of this label.** In addition to COC, always add spray grade UAN (e.g., 28-0-0) to the spray solution at a rate of 2.5% (v/v) or AMS at 8.5 lb./100 gals. of spray solution.

### POSTEMERGENCE APPLICATIONS TO SWEET CORN AND YELLOW POPCORN

**Do not add UAN or AMS when making postemergence applications of Seeker 45C Herbicide to yellow popcorn or sweet corn, or severe crop injury may occur.**

For postemergence applications to yellow popcorn and sweet corn, the use of a nonionic surfactant (NIS) instead of a crop oil concentrate (COC) is specified, so as to minimize the risk of crop injury. A COC may be used, and will increase the level of weed control achieved, especially under dry growing conditions, but the risk of crop injury is increased significantly under lush growing conditions. For optimum control, the addition of atrazine is specified wherever rotational or local atrazine restrictions allow.

### PREEMERGENCE ADJUVANTS

For Seeker 45C Herbicide preplant or preemergence applications, and where weeds are present, the use of any adjuvant for agricultural use is permitted. In these situations, MSO type adjuvants are typically better than COC type adjuvants, which are typically better than NIS type adjuvants for enhancing weed control. UAN or AMS can be added and typically provides better weed control than not adding one of these. If Seeker 45C Herbicide is being tank mixed with another registered herbicide in this situation, refer to the tank mix partner label for adjuvant precautions and restrictions.



## **SPRAY EQUIPMENT**

### **Cleaning Equipment After Seeker 4SC Herbicide Application**

Special attention must be given to cleaning equipment before spraying a crop other than corn. Mix only as much spray solution as needed.

1. Flush tank, hoses, boom, and nozzles with clean water.
2. Prepare a cleaning solution of 1 gal. of household ammonia per 25 gals. of water. Many commercial spray tank cleaners may be used.
3. Use a pressure washer to clean the inside of the spray tank with this solution. Take care to wash all parts of the tank, including the inside top surface. If a pressure washer is not available, completely fill the sprayer with the cleaning solution to ensure contact of the cleaning solution with all internal surfaces of the tank and plumbing. Start agitation in the sprayer and thoroughly recirculate the cleaning solution for at least 15 minutes. All visible deposits must be removed from the spraying system.
4. Flush hoses, spray lines, and nozzles for at least 1 minute with the cleaning solution.
5. Dispose of rinsate from steps 1-3 in an appropriate manner.
6. Repeat steps 2-5.
7. Remove nozzles, screens, and strainers and clean separately in the ammonia solution after completing the above procedures.
8. Rinse the complete spraying system with clean water.

## **MIXING PROCEDURES**

Refer to the **Crop Use Directions** sections of this label for specified tank mixes.

Always refer to labels of other pesticide products for mixing directions and precautions which may differ from those outlined here. Use in accordance with the most restrictive of label limitations and precautions. No label dosage rates may be exceeded. This product cannot be mixed with any product containing a label prohibition against such mixing. Do not tank mix Seeker 4SC Herbicide with any other insecticide, fungicide, fertilizer solution, or adjuvant not specified on the label without testing compatibility, as poor mixing may result. It is advised that the compatibility of any tank mix combination be tested on a small scale such as a jar test before actual tank mixing.

Follow the mixing instructions for adding Seeker 4SC Herbicide to the spray tank:

1. Only use sprayers in good running condition with good agitation. Ensure the sprayer is cleaned according to instructions on the label of the product used prior to Seeker 4SC Herbicide. For postemergence applications, use only clean water for the spray solution. Ensure that all in-line strainer and nozzle screens in the sprayer are 50mesh or coarser. Do not use screens finer than 50-mesh.
2. Liquid fertilizer (excluding suspension fertilizers) may be used as the carrier for preemergence applications.
3. Begin to fill sprayer tank or premix tank with clean water and engage agitator. Agitation must be continued throughout the entire mixing and spraying procedure.
4. When the sprayer or premix tank is half full of water, add AMS and agitate until completely dispersed.
5. Next add Seeker 4SC Herbicide slowly and agitate until completely dissolved. Wait at least 1 minute after the last of the Seeker 4SC Herbicide has been added to the tank to allow for complete dispersion. A longer agitation period may be required to disperse Seeker 4SC Herbicide when using cold water from sources such as deep drilled wells.
6. If tank mixing, add the tank mix product next.
7. Finally, add adjuvant and UAN, if needed, and then continue to fill tank to desired level with water.

## **WEEDS CONTROLLED**

Seeker 4SC Herbicide applied as directed in this label will control or partially control the weeds listed in Tables 1 and 2.

Where reference is made to weeds partially controlled, partial control can either mean erratic control (good to poor) or consistent control at a level below that generally considered acceptable for commercial weed control.

For best postemergence results, apply Seeker 4SC Herbicide to actively growing weeds. Dry weather following preemergence application of Seeker 4SC Herbicide may reduce residual weed control effectiveness. If irrigation is available, apply ½ to 1 inch of water after preemergence application. If irrigation is not available, a uniform shallow cultivation is advised as soon as weeds emerge.

Seeker 4SC Herbicide applied alone or in mixture with atrazine will not provide consistent or effective control of weeds identified as resistant to postemergence HPPD inhibiting herbicides.

Refer to the crop sections on this label for specific rates and use directions.

**Table 1. Weeds Controlled With Postemergence Applications of Seeker 4SC Herbicide**

Weed Common Name	Weed Scientific Name	Seeker 4SC Herbicide 3 fl. oz./A (0.094 lb. AI/A)	Seeker 4SC Herbicide 2.5-3.0 fl. oz./A (0.078-0.094 lb. AI/A) + Atrazine <sup>1</sup>
		Apply to Weeds <5 Inches Tall <sup>2</sup>	
Amaranth, palmer	<i>Amaranthus palmeri</i>	PC <sup>3</sup>	C <sup>3</sup>
Amaranth, powell	<i>Amaranthus powellii</i>	C	C
Amaranth, spiny	<i>Amaranthus spinosus</i>	C	C
Atriplex	<i>Chenopodium orach</i>	C	C
Broadleaf signalgrass	<i>Urochloa platyphylla</i>	C <sup>3</sup>	C <sup>3</sup>
Buckwheat, wild	<i>Polygonum convolvulus</i>	PC	PC
Buffalobur	<i>Solanum rostratum</i>	C	C
Burcucumber	<i>Sicyos angulatus</i>	PC	C <sup>3</sup>
Carpetweed	<i>Mollugo verticillata</i>	C	C
Carrot, wild	<i>Daucus carota</i>	PC	C
Chickweed, common	<i>Stellaria media</i>	C	C
Cocklebur, common	<i>Xanthium strumarium</i>	C	C
Crabgrass, large	<i>Digitaria sanguinalis</i>	C <sup>3</sup>	C <sup>3</sup>
Dandelion	<i>Taraxacum officinale</i>	NC	PC
Dock, curly	<i>Rumex crispus</i>	PC	PC

**Table 1. Weeds Controlled With Postemergence Applications of Seeker 4SC Herbicide (cont.)**

Weed Common Name	Weed Scientific Name	Seeker 4SC Herbicide 3 fl. oz./A (0.094 lb. A/A)	Seeker 4SC Herbicide 2.5-3.0 fl. oz./A (0.078-0.094 lb. A/A) + Atrazine <sup>1</sup>
		Apply to Weeds <5 Inches Tall <sup>2</sup>	
Galinsoga	<i>Galinsoga parviflora</i>	C	C
Hemp	<i>Cannabis sativa</i>	C	C
Horsenettle	<i>Solanum carolinense</i>	PC	C
Jimsonweed	<i>Datura stramonium</i>	C	C
Horseweed (marestalk)	<i>Conyza canadensis</i>	PC	C
Knotweed, prostrate	<i>Polygonum aviculare</i>	PC	PC
Kochia	<i>Kochia scoparia</i>	PC <sup>3</sup>	C <sup>3</sup>
Lambsquarters, common	<i>Chenopodium album</i>	C	C
Mallow, Venice	<i>Hibiscus trionum</i>	NC	C
Morningglory, entireleaf	<i>Ipomoea hederacea</i>	PC	C
Morningglory, ivyleaf	<i>Ipomoea hederacea</i>	PC	C
Morningglory, pitted	<i>Ipomoea lacunosa</i>	PC	C
Mustard, wild	<i>Brassica kaber</i>	C	C
Nightshade, black	<i>Solanum nigrum</i>	C	C
Nightshade, Eastern black	<i>Solanum ptycanthum</i>	C	C
Nightshade, hairy	<i>Solanum sarrachoides</i>	C	C
Nutsedge, yellow	<i>Cyperus esculentus</i>	PC	PC
Pigweed, redroot	<i>Amaranthus retroflexus</i>	C	C
Pigweed, smooth	<i>Amaranthus hybridus</i>	C	C

**Table 1. Weeds Controlled With Postemergence Applications of Seeker 4SC Herbicide (cont.)**

Weed Common Name	Weed Scientific Name	Seeker 4SC Herbicide 3 fl. oz./A (0.094 lb. A/A)	Seeker 4SC Herbicide 2.5-3.0 fl. oz./A (0.078-0.094 lb. A/A) + Atrazine <sup>1</sup>
		Apply to Weeds <5 Inches Tall <sup>2</sup>	
Pigweed, tumble	<i>Amaranthus albus</i>	C	C
Pokeweed, common	<i>Phytolacca americana</i>	PC	PC
Potatoes, volunteer	<i>Solanum spp.</i>	C	C
Pusley, Florida	<i>Richardia scabra</i>	C	C <sup>3</sup>
Ragweed, common	<i>Ambrosia artemisiifolia</i>	PC	C
Ragweed, giant	<i>Ambrosia trifida</i>	C <sup>3</sup>	C
Sesbania, hemp	<i>Sesbania exaltata</i>	C	C
Sida, prickly (teaweed)	<i>Sida spinosa</i>	NC	C <sup>3</sup>
Smartweed, ladythumb	<i>Polygonum persicaria</i>	C <sup>3</sup>	C
Smartweed, pale	<i>Polygonum lapathifolium</i>	C <sup>3</sup>	C
Smartweed, Pennsylvania	<i>Polygonum pennsylvanicum</i>	C <sup>3</sup>	C
Sunflower, common	<i>Helianthus annuus</i>	C	C
Thistle, Canada	<i>Cirsium arvense</i>	NC	PC
Velvetleaf	<i>Abutilon theophrasti</i>	C	C
Waterhemp, common	<i>Amaranthus rudis</i>	C <sup>3</sup>	C
Waterhemp, tall	<i>Amaranthus tuberculatus</i>	C <sup>3</sup>	C

<sup>1</sup> Seeker 4SC Herbicide tank mixture with atrazine is approved only for use on corn and sugarcane.

<sup>2</sup> Under certain situations weeds can be controlled at larger than listed sizes, however to protect crop yield, manage weed resistance and provide consistent control, treat weeds before they exceed 5 inches in height.

<sup>3</sup> Apply before weed exceeds 3 inches in height.

C = Control PC = Partial Control NC = Not Controlled

**Table 2. Weeds Controlled With Preemergence Applications of Seeker 4SC Herbicide**

Common Name	Scientific Name	Seeker 4SC Herbicide Applied Alone	Seeker 4SC Herbicide + Atrazine <sup>1</sup>
Amaranth, palmer	<i>Amaranthus palmeri</i>	C	C
Amaranth, powell	<i>Amaranthus powellii</i>	C	C
Amaranth, spiny	<i>Amaranthus spinosus</i>	C	C
Broadleaf signalgrass	<i>Urochloa platyphylla</i>	PC	PC
Buffalobur	<i>Solanum rostratum</i>	C	C
Burdock, California	<i>Medicago polymorpha</i>	C	-
Carpetweed	<i>Mollugo verticillata</i>	C	C
Carrot, wild	<i>Daucus carota</i>	C	-
Chickweed, common	<i>Stellaria media</i>	C	C
Chickweed, mouseear	<i>Cerastium vulgatum</i>	C	-
Cocklebur, common	<i>Xanthium strumarium</i>	PC	C
Crabgrass, large	<i>Digitaria sanguinalis</i>	PC	PC
Dandelion, common (seedling)	<i>Taraxacum officinale</i>	C	-
Deadnettle, purple	<i>Lamium purpureum</i>	C	-
Dock, curly	<i>Rumex crispus</i>	C	-
Eveningprimrose, cutleaf	<i>Oenothera laciniata</i>	C	-
Fiddleneck, coast	<i>Amsinckia intermedia</i>	C	-
Filaree, redstem	<i>Erodium cicutarium</i>	C	-
Filaree, whitestem	<i>Erodium moschatum</i>	C	-
Fleabane, hairy	<i>Conyza bonariensis</i>	C	-
Galinsoga	<i>Galinsoga parviflora</i>	C	C
Geranium, Carolina	<i>Geranium carolinianum</i>	C	-
Groundcherry, smooth	<i>Physalis subglabrata</i>	C	-

**Table 2. Weeds Controlled With Preemergence Applications of Seeker 4SC Herbicide (cont.)**

Common Name	Scientific Name	Seeker 4SC Herbicide Applied Alone	Seeker 4SC Herbicide + Atrazine <sup>1</sup>
Groundsel, common	<i>Senecio vulgaris</i>	C	-
Henbit	<i>Lamium amplexicaule</i>	C	-
Horsenettle	<i>Solanum carolinense</i>	PC	-
Horseweed/marestail	<i>Conyza canadensis</i>	C	-
Jimsonweed	<i>Datura stramonium</i>	C	C
Kochia	<i>Kochia scoparia</i>	PC	C
Lambsquarters, common	<i>Chenopodium album</i>	C	C
Lettuce, prickly	<i>Lactuca serriola</i>	C	-
Mallow, common	<i>Malva neglecta</i>	C	-
Mayweed, chamomile	<i>Anthemis cotula</i>	C	-
Morningglory, entireleaf	<i>Ipomoea hederacea</i>	PC	C
Morningglory, ivyleaf	<i>Ipomoea hederacea</i>	PC	C
Morningglory, pitted	<i>Ipomoea lacunosa</i>	PC	C
Nettle, burning	<i>Urtica urens</i>	C	-
Nightshade, eastern black	<i>Solanum ptycanthum</i>	C	C
Nightshade, hairy	<i>Solanum sarrachoides</i>	C	C
Pansy	<i>Viola tricolor</i>	C	-
Pigweed, redroot	<i>Amaranthus retroflexus</i>	C	C
Pigweed, smooth	<i>Amaranthus hybridus</i>	C	C
Pigweed, tumble	<i>Amaranthus albus</i>	C	C
Pineappleweed	<i>Matricaria matricarioides</i>	C	-
Puncturevine, common	<i>Tribulus terrestris</i>	C	-
Purslane, common	<i>Portulaca oleracea</i>	C	-
Pusley, common	<i>Richardia scabra</i>	PC	-

**Table 2. Weeds Controlled With Preemergence Applications of Seeker 4SC Herbicide (cont.)**

Common Name	Scientific Name	Seeker 4SC Herbicide Applied Alone	Seeker 4SC Herbicide + Atrazine <sup>1</sup>
Ragweed, common	<i>Ambrosia artemisiifolia</i>	C	C
Ragweed, giant	<i>Ambrosia trifida</i>	PC	C
Redmaids	<i>Calandria caulescens</i>	C	-
Rocket, London	<i>Sisymbrium irio</i>	C	-
Shepherd's-purse	<i>Capsella bursa-pastoris</i>	C	-
Smartweed, ladythumb	<i>Polygonum persicaria</i>	C	C
Smartweed, pale	<i>Polygonum lapathifolium</i>	C	C
Smartweed, Pennsylvania	<i>Polygonum pennsylvanicum</i>	C	C
Sowthistle, annual	<i>Sonchus oleraceus</i>	C	-
Spanishneedles	<i>Bidens bipinnata</i>	C	-
Sunflower, common	<i>Helianthus annuus</i>	PC	C
Swinecress	<i>Coronopus didymus</i>	C	-
Tasselflower, red	<i>Emilia sonchifolia</i>	C	-
Velvetleaf	<i>Abutilon theophrasti</i>	C	C
Waterhemp, common	<i>Amaranthus rudis</i>	C	C
Vetch, common	<i>Vicia sativa</i>	C	-
Vetch, purple	<i>Vicia benghalensis</i>	PC	-
Waterhemp, tall	<i>Amaranthus tuberculatus</i>	C	C
Willowherb, panicle	<i>Epilobium brachycarpum</i>	C	-

<sup>1</sup> Seeker 4SC Herbicide tank mixture with atrazine is approved only for use on corn grain sorghum and sugarcane. Refer to the crop sections on this label for specific use directions.

C = Control PC = Partial Control

## ROTATIONAL CROPS

When Seeker 4SC Herbicide is applied as directed on this label, follow the crop rotation intervals in Table 3. If Seeker 4SC Herbicide is tank mixed with other products, follow the most restrictive product's crop rotation interval.

**Table 3. Time Interval Between Seeker 4SC Herbicide Application and Replanting or Planting of Rotational Crop**

Crop	Replant/Rotational Interval
Asparagus Corn (all types) Cranberry Flax Kentucky bluegrass grown for seed Millet, pearl Oats Rhubarb Ryegrass (perennial and annual) grown for seed Sorghum (grain and sweet) Sugarcane Tall fescue grown for seed	Anytime
Small grain cereals including wheat, barley and rye	4 Months
Alfalfa Blueberry Canola Cotton Currant Lingonberry Okra Peanuts Peas <sup>1,2</sup> Potato Rice Snap beans <sup>1,2</sup> Soybeans Sunflowers Tobacco	10 Months
Cucurbits Dry beans Red clover Sugar beets All other rotational crops	18 Months

<sup>1</sup>Plant these rotational crops only if the following criteria below have been met. If all criteria are not met, plant peas and snap beans a minimum of 18 months following Seeker 4SC Herbicide application.

- A minimum of 20" of rainfall plus irrigation has been received between application and planting of the rotational crop.
- Soil pH is 6.0 or greater.
- Application of Seeker 4SC Herbicide at 3 fl. oz./A (0.094 lb. A/A) or less applied no later than June 30th the year preceding rotational crop planting.
- No other HPPD herbicides (e.g., Mesotrione, Glyphosate + Mesotrione + S-Metolachlor, + S-Metolachlor 19% Atrazine 18.61% + Mesotrione 2.44%, S-Metolachlor 27.1% + Atrazine 9.94% + Mesotrione 2.71%, Mesotrione + S-Metolachlor, Topramezone, Isoxaflutole, Thiencazone-methyl + Tembotrione, Thiencazone-methyl + Isoxaflutole, or Tembotrione) were applied the year prior to planting peas and snap beans.

<sup>2</sup>**Do not** plant peas or snap beans on sand, sandy loam or loamy sand soils in Minnesota or Wisconsin.



## CROP USE DIRECTIONS

### CORN

Seeker 4SC Herbicide may be applied by ground for preemergence or postemergence weed control in field corn, seed corn, yellow popcorn, and sweet corn.

Seeker 4SC Herbicide may also be applied aerially for preemergence or postemergence weed control only in the following states: Alabama, Arizona, Arkansas, California, Colorado, Connecticut, Delaware, Florida, Georgia, Hawaii, Idaho, Illinois, Indiana, Iowa, Kansas, Kentucky, Louisiana, Maine, Maryland, Massachusetts, Michigan, Minnesota, Mississippi, Missouri, Montana, Nebraska, Nevada, New Hampshire, New Jersey, New Mexico, New York, North Carolina, North Dakota, Ohio, Oklahoma, Oregon, Pennsylvania, Rhode Island, South Carolina, South Dakota, Tennessee, Texas, Utah, Vermont, Virginia, Washington, West Virginia, Wisconsin and Wyoming.

Refer to seed company specifications for use on field corn inbred lines. Special adjuvant restrictions must be followed for postemergence applications of Seeker 4SC Herbicide in yellow popcorn or sweet corn (see the **SPRAY ADDITIVES** section of this label). Do not apply Seeker 4SC Herbicide to white popcorn or ornamental (Indian) corn.

Postemergence applications (after crop emergence) of Seeker 4SC Herbicide may cause crop bleaching in some yellow popcorn and sweet corn hybrids. Crop bleaching is typically transitory and has no effect on final yield or quality. However, herbicide sensitivity in yellow popcorn and sweet corn varies widely, and all yellow popcorn and sweet corn hybrids have not been tested. Contact your popcorn or sweet corn company, fieldman, or university specialist about hybrid directions before making a postemergence application of Seeker 4SC Herbicide to yellow popcorn or sweet corn. Do not include nitrogen-based adjuvants (UAN or AMS) when making postemergence applications of Seeker 4SC Herbicide to yellow popcorn or sweet corn.

Temporary crop response (transient bleaching) from postemergence applications to field corn may occur under extreme weather conditions or when the crop is suffering from stress. Field corn quickly outgrows these effects and develops normally.

#### Corn Restrictions:

- **Do not** apply more than 7.7 fl. oz./A (0.24 lb. A/A) of Seeker 4SC Herbicide per acre per year.
- **Do not** make more than 2 applications of Seeker 4SC Herbicide per year.
- **Do not** apply more than 7.7 fl. oz./A (0.24 lb. A/A) in a single application.
- **Do not** exceed 3.0 fl. oz. (0.094 lb. a.i./A) in a single postemergence application.
- Minimum re-treatment interval is 14 days.
- Apply Seeker 4SC Herbicide for the control of broadleaf and grass weeds listed in Tables 1 and 2. Corn may be treated up to 30 inches tall or up to the 8-leaf stage of corn growth.
- **Do not** feed or harvest forage, grain, or stover within 45 days after application.

#### SEEKER 4SC HERBICIDE USED ALONE – POSTEMERGENCE

Apply Seeker 4SC Herbicide at 3.0 fl. oz./A (0.094 lb. A/A) per application. Always add an appropriate adjuvant to the spray tank (see the **SPRAY ADDITIVES** section of this label).

For best results, apply Seeker 4SC Herbicide to actively growing weeds. For a list of weeds controlled see Table 1. Susceptible weeds which emerge soon after application of Seeker 4SC Herbicide may be controlled after they absorb the herbicide from the soil. Seeker 4SC Herbicide will not control most grass weeds.

Two postemergence applications of Seeker 4SC Herbicide may be made with the following restrictions:

- Only one postemergence application may be made if Seeker 4SC Herbicide has been applied preemergence. Do not exceed a total of two applications per year. Do not exceed a total of 7.7 fl. oz./A (0.24 lb. A/A) of Seeker 4SC Herbicide per year.
- Minimum retreatment interval is 14 days.

- Application of Seeker 45C Herbicide at rates less than 3.0 fl. oz./A (0.094 lb. A/A) postemergence may result in incomplete weed control and loss of residual control.
- **Do not** exceed a total of 6.0 fl. oz./A (0.19 lb. A/A) for the two postemergence applications.
- If Seeker 45C Herbicide is applied postemergence to ground that received a preemergence application of a mesotrione-containing herbicide, atrazine must be tank mixed with Seeker 45C Herbicide.
- If atrazine is mixed with Seeker 45C Herbicide, do not apply to corn that is more than 12 inches in height.
- Corn may be treated up to 30 inches tall or up to the 8-leaf stage of corn growth. Do not harvest forage, grain, or stover within 45 days after application.

### SEEKER 45C HERBICIDE USED ALONE – PREEMERGENCE

Apply Seeker 45C Herbicide alone at 6.0-7.7 fl. oz./A (0.188-0.24 lb. A/A) by ground sprayers in a spray volume of 10-30 gals. of water (up to 80 gals. if applied with liquid fertilizers) per acre for broadleaf weed control. For a list of weeds controlled, refer to Table 2. Seeker 45C Herbicide may be tank mixed with preemergence grass herbicides for grass control. Refer to the tank mix section for a list of partners.

### SEEKER 45C HERBICIDE TANK MIXTURES FOR CORN

Seeker 45C Herbicide may be tank mixed with other registered herbicides for improved spectrum of weed control in burndown, preemergence or postemergence applications. Additionally, these tank mixtures can be used to include a different mode of action herbicide to help control or manage the development of resistant weed biotypes.

It is the pesticide user's responsibility to ensure that all products are registered for the intended use. Read and follow the applicable restrictions and limitations and directions for use on all product labels involved in tank mixing. Users must follow the most restrictive directions for use and precautionary statements of each product in the tank mixture.

#### Burndown Tank Mixtures in Corn

Seeker 45C Herbicide may be applied in tank mixture with other registered herbicides for burndown plus residual weed control.

For improved broadleaf weed control with limited residual control prior to planting corn and before corn emergence, apply Seeker 45C Herbicide at 3.0 fl. oz./A (0.094 lb. A/A) in tank mixes with paraquat dichloride, glyphosate-isopropylammonium, dicamba, diglycolamine salt, and/or for improved broadleaf weed control with limited residual control before planting corn and before corn emergence. For greater residual control, use 6.0-7.7 fl. oz./A of Seeker 45C Herbicide (0.19-0.24 lb. A/A) (see Table 2) with the above products. Use the adjuvant system specified by the burndown herbicide. Refer to individual product labels for precautionary statements, restrictions, rates, approved uses, and a list of weeds controlled.

#### Preemergence Tank Mixtures in Corn

Seeker 45C Herbicide may be applied at a rate of 5.3-7.7 fl. oz./A (0.16-0.24 lb. A/A) in tank mixture with other registered herbicides (Table 4) for preemergence residual weed control. Refer to Table 2 for a list of weeds controlled by Seeker 45C Herbicide applied preemergence.

#### Table 4. Seeker 45C Herbicide Tank Mixtures for Preemergence Application in Corn<sup>1</sup>

Refer to individual product labels for precautionary statements, restrictions, rates, approved uses, and a list of weeds controlled.

Atrazine	Atrazine + glyphosate-isopropylammonium
Atrazine + S-	Atrazine + dimethenamide-P
S-Metolachlor	Dimethenamide-P
Acetochlor	Pendimethalin
Acetochlor + Atrazine	

### Postemergence Tank Mixtures in Corn

The tank mixtures with Seeker 4SC Herbicide identified in Table 5 may be applied postemergence to corn (i.e., after corn has emerged). Unless specified otherwise on this label. Do not apply Seeker 4SC Herbicide at less than 3.0 fl. oz./A (0.094 lb. AI/A). Application of Seeker 4SC Herbicide at rates less than 3.0 fl. oz. (0.094 lb. AI/A) postemergence may result in a loss of residual control.

Always add an appropriate adjuvant to the spray tank (see the **SPRAY ADDITIVES** section of this label). Refer to individual product labels for precautionary statements, restrictions, rates, approved uses, and a list of weeds controlled. Not all of the tank mix pesticides listed are registered for field corn, yellow popcorn, or sweet corn.

**Table 5. Seeker 4SC Herbicide Tank Mixtures for Postemergence Application in Corn**

Tank-Mix Partners <sup>1</sup>	Directions
Atrazine	<ul style="list-style-type: none"> <li>Refer to Table 1 on this label for application rates and weeds controlled.</li> </ul>
Nicosulfuron	<ul style="list-style-type: none"> <li>Use this mixture for additional grass control.</li> <li>Refer to product label for list of weeds controlled.</li> </ul>
Sodium Salt of Bentazon	<ul style="list-style-type: none"> <li>Use this mixture for additional broadleaf weed control.</li> <li>Refer to product label for list of weeds controlled.</li> </ul>
Rimsulfuron + Thifensulfuron methyl Atrazine + Nicosulfuron + Rimsulfuron	<ul style="list-style-type: none"> <li>Use this mixture for additional weed control.</li> <li>Refer to product label for list of weeds controlled.</li> </ul>
Atrazine + S-Metolachlor Citric acid	<ul style="list-style-type: none"> <li>When using these tank mixtures, it is advised to leave the nitrogen based adjuvant (UAN or AMS) out of the mixture or apply as a post-directed spray to minimize contact with crop foliage.</li> <li>To further reduce the risk of crop injury, the user may also leave out the crop oil concentrate (COC), or replace it with a nonionic surfactant (NIS).</li> <li>In all cases, the control of emerged weeds may be reduced somewhat due to less than optimum adjuvant effect or weed coverage.</li> </ul>
Bromoxynil octanoate	<ul style="list-style-type: none"> <li>Use this mixture for additional broadleaf weed control.</li> <li>Refer to product label for use rates.</li> </ul>
Atrazine + Glyphosate isopropylammonium + S-Metolachlor	<ul style="list-style-type: none"> <li>For use only in Agrisure® GT corn or Roundup Ready® corn.</li> <li>Application of this mixture to a corn hybrid that is not designated Agrisure® GT corn or Roundup Ready® will result in crop death.</li> <li>Do not add urea ammonium nitrate (UAN) or methylated seed oil (MSO) type adjuvants to this tank mixture or crop injury may occur.</li> </ul>
Glufosinate	<ul style="list-style-type: none"> <li>Use this tank mixture only on corn designated as LibertyLink®.</li> <li>Application of this mixture to a corn hybrid that is not will result in severe crop injury or death.</li> <li>Do not use crop oil concentrate (COC) as an adjuvant for this mixture or severe crop injury may occur.</li> </ul>

**Table 5. Seeker 4SC Herbicide Tank Mixtures for Postemergence Application in Corn (cont.)**

Tank-Mix Partners <sup>1</sup>	Directions
Imazapyr + Imazethapyr	<ul style="list-style-type: none"> <li>• For use only on corn designated as Clearfield® corn.</li> <li>• Application of this mixture to a corn hybrid that is not Clearfield® corn will result in severe crop injury or death.</li> <li>• Do not use a Methylated Seed Oil (MSO), or an MSO blend with this mixture or severe crop injury may result.</li> </ul>
Dicamba, Sodium salt + Primisulfuron-methyl	<ul style="list-style-type: none"> <li>• Use this mixture for additional weed control. Refer to product label for list of weeds controlled.</li> </ul>
Prosulfuron	<ul style="list-style-type: none"> <li>• Use this mixture for additional weed control. Refer to product label for list of weeds controlled.</li> </ul>
Primisulfuron-methyl + Prosulfuron	<ul style="list-style-type: none"> <li>• Use this mixture for additional weed control. Refer to product label for list of weeds controlled.</li> </ul>
Nicosulfuron + Rimsulfuron Nicosulfuron + Rimsulfuron + Atrazine	<ul style="list-style-type: none"> <li>• Use this mixture for additional weed control. Refer to product label for list of weeds controlled.</li> </ul>
Nicosulfuron + Thifensulfuron-methyl	<ul style="list-style-type: none"> <li>• Use this mixture for additional weed control. Refer to product label for list of weeds controlled.</li> </ul>
Glyphosate	<ul style="list-style-type: none"> <li>• For use only on Agrisure®GT or Roundup Ready® corn.</li> <li>• Application of this mixture to a corn hybrid that is not containing Agrisure®GT, Roundup Ready® will result in crop death.</li> <li>• Add spray-grade ammonium sulfate (AMS) at a rate that delivers 8.5-17.0 lbs. of AMS/100 gallons of water.</li> <li>• If the glyphosate product label calls for an adjuvant in addition to AMS, add a non-ionic surfactant (NIS) at 0.25-0.5% v/v (1-2 quart/100 gallons).</li> <li>• Do not add urea ammonium nitrate (UAN), crop oil concentrate (COC), or methylated seed oil (MSO) type adjuvants to this tank mixture or crop injury may occur.</li> </ul>

<sup>1</sup>Refer to individual product labels for precautionary statements, restrictions, rates, approved uses, and a list of weeds controlled.

### ASPARAGUS

Seeker 4SC Herbicide can be applied broadcast or banded at a rate of 3.0-7.7 fl. oz./A (0.094-0.24 lb. A/A) to asparagus as a spring application prior to spear emergence, as a post-harvest application (after final harvest), or both.

Use the 3.0 fl. oz./A (0.094 lb. A/A) rate for postemergence control or partial control of the emerged weeds listed in Table 1. Use the 6.0-7.7 fl. oz./A (0.19-0.24 lb. A/A) rate for preemergence control or partial control of the weeds listed in Table 2. For banded applications, the application must be made to account for band width, i.e. to deliver 3.0-7.7 fl. oz. (0.094-0.24 lb. A) per treated acre. For the best preemergence weed control with spring applications, Seeker 4SC Herbicide must be applied after fern mowing, disking or other tillage operation but prior to asparagus spear emergence.

When making post-harvest applications, the rate applied preemergence in the spring must be taken into account so as not to exceed the 7.7 fl. oz./A/year (0.24 lb. A/A/year) rate limit. Postharvest applications must be made in a way that minimizes contact with any standing asparagus spears or ferns and maximizes contact with the weeds and/or soil, e.g. by using a directed or semi-directed type application, or crop injury may occur. With postharvest applications, the use of an adjuvant will increase the risk of crop injury.

If weeds are emerged at the time of the Seeker 45C Herbicide application, the addition of a crop oil concentrate (COC) type adjuvant at the rate of 1% v/v **or** a nonionic surfactant (NIS) at the rate of 0.25% v/v is advised. In addition to COC or NIS, a spray grade UAN (e.g. 28-0-0) at the rate of 2.5% v/v **or** ammonium sulfate (AMS) at the rate of 8.5 lb./100 gallons of spray solution may be added for improved burndown of emerged weeds. If weeds have not yet emerged, no adjuvant is advised.

**Asparagus Restrictions:**

- **Do not** apply more than 7.7 fl. oz./A (0.24 lb. A/A) of Seeker 45C Herbicide per year.
- **Do not** apply more than 7.7 fl. oz./A (0.24 lb. A/A) of Seeker 45C Herbicide in a single application.
- **Do not** make more than two Seeker 45C Herbicide applications per year.
- Minimum retreatment interval is 14 days.

**BLUEGRASS, RYEGRASS (ANNUAL AND PERENNIAL) AND TALL FESCUE GROWN FOR SEED**

Seeker 45C Herbicide can be applied to bluegrass, annual ryegrass, perennial ryegrass, or tall fescue which is grown for seed. Seeker 45C Herbicide can be applied as a preemergence application to bare soil (new seeding) or as a postemergence application to an emerged grass crop.

**Preemergence Application:** Apply Seeker 45C Herbicide as a broadcast, surface spray at a rate of 6.0 fl. oz./A (0.19 lb. A/A) to a newly seeded crop. The Seeker 45C Herbicide application must be made prior to crop and weed emergence. Rainfall or irrigation as the newly seeded grass crop emerges from the soil may increase the risk of injury from Seeker 45C Herbicide. Grass crop injury symptoms include temporary bleaching of newly emerged leaves, or in extreme conditions, stunting. For a list of preemergence weeds controlled or partially controlled see Table 2. In addition to the weeds listed in Table 2, Seeker 45C Herbicide applied preemergence will control manna grass.

**Postemergence Application:** Apply Seeker 45C Herbicide as a broadcast postemergence spray at a rate of 3.0-6.0 fl. oz./A (0.094 – 0.19 lb. A/A) to emerged bluegrass, perennial ryegrass or tall fescue grown for seed. Use the 3.0 fl. oz./A (0.094 lb. A/A) rate for postemergence control or partial control of the weeds listed in Table 1. In addition to the weeds listed in Table 2, Seeker 45C Herbicide applied postemergence will control manna grass (up to 3 tillers).

Use the 6.0 fl. oz./A (0.19 lb. A/A) rate for postemergence weed control plus extended residual weed control (see Table 2). The addition of a crop oil concentrate type adjuvant at 1% v/v **or** a nonionic surfactant (NIS) type adjuvant at a rate of 0.25% v/v is directed. Postemergence applications of Seeker 45C Herbicide may result in temporary bleaching of the grass crop.

In addition to COC or NIS, a spray grade UAN (e.g. 28-0-0) at the rate of 2.5% v/v **or** ammonium sulfate (AMS) at the rate of 8.5 lb./100 gallons of spray solution may also be added for improved control of emerged weeds. The addition of UAN or AMS will improve consistency of postemergence weed control but will also increase the risk of grass crop injury, especially at Seeker 45C Herbicide rates greater than 3.0 fl. oz./A. If grass crop injury is a concern, do not add UAN or AMS to the spray solution.

Tank mixing other pesticides with Seeker 45C Herbicide postemergence may increase the risk of crop injury. Avoid adding pesticides with emulsifiable concentrate (EC) type formulations to Seeker 45C Herbicide for applications made postemergence to the crop.

#### **Bluegrass, Ryegrass (Annual and Perennial) and Tall Fescue Grown for Seed Restrictions:**

- **Do not** harvest the grass crop for seed or straw within 60 days following the application of Seeker 4SC Herbicide.
- **Do not** graze or feed forage from treated areas within 14 days following harvest of seed or straw and at least 74 days after application of Seeker 4SC Herbicide.
- **Do not** make more than two applications of Seeker 4SC Herbicide per year.
- Minimum retreatment interval is 14 days.
- **Do not** apply more than 6.0 fl. oz./A (0.19 lb. A/A) in a single application and not more than 9.0 fl. oz./A (0.28 lb. A/A) of Seeker 4SC Herbicide per year.
- Applications of Seeker 4SC Herbicide to grasses grown for seed species not listed on this label may result in severe injury.

#### **BUSH AND CANEBERRIES (CROP GROUP 13-07A and 13-07B)**

**Note:** Not all cultivars and types of berries that are included within the Environmental Protection Agency's definition of bush and caneberries (Crop Subgroups 13-07A and 13-07B) have been tested and shown to have adequate crop safety to Seeker 4SC Herbicide. Those that have been tested, and are believed to be reasonably fit, are listed below along with use directions for that crop. If Seeker 4SC Herbicide is used on bush or caneberries not listed below, severe crop injury may occur.

Seeker 4SC Herbicide may be applied as a pre-bloom post-directed spray in high bush blueberry, lingonberry, red currant, black currant, black raspberry, red raspberry, and blackberry. For a list of weeds controlled see Tables 1 and 2. Seeker 4SC Herbicide may be applied in bush or caneberries at a rate up to 6 fl. oz./A (0.19 lb. A/A). If a split application weed control program is desired, 3 fl. oz./A (0.094 lb. A/A) followed by 3 fl. oz./A (0.094 lb. A/A) may be used, but no more than two applications per year are allowed and not more than 6 fl. oz./A (0.19 lb. A/A) in total per year. If two applications are made, they must be made no closer than 14 days apart. The use of a crop oil concentrate (COC) type adjuvant at the rate of 1% v/v is advised, but avoid using COC adjuvants that are injurious to bush or caneberry leaves. Do not apply Seeker 4SC Herbicide to bush or caneberries after the onset of the bloom stage or illegal residues may occur.

In low bush blueberries, Seeker 4SC Herbicide may only be applied in the non-bearing year. This application may be a broadcast application. Up to 6.0 fl. oz./A (0.19 lb. A/A) of Seeker 4SC Herbicide may be applied in a single application, or 3.0 fl. oz./A (0.094 lb. A/A) followed by 3.0 fl. oz./A (0.094 lb. A/A) if used in a split application program. No more than two applications per year are allowed and not more than 6.0 fl. oz./A (0.19 lb. A/A) in total per year. If two applications are made, they must be made no closer than 14 days apart. The use of a crop oil concentrate (COC) type adjuvant at 1% v/v is advised. Applications of Seeker 4SC Herbicide during dry weather conditions and/or temperatures above 85° can cause injury to Lowbush blueberries. Applications of Seeker 4SC Herbicide can cause yellowing or necrosis of leaves and under severe conditions, leaf drop may occur especially on "Sourtop" variety blueberries.

#### **Bush and Caneberry Restrictions:**

- **Do not** make more than two applications of Seeker 4SC Herbicide per year when using reduced application rates.
- **Do not** apply more than 6.0 fl. oz./A (0.19 lb. A/A) in a single application.
- **Do not** apply more than 6.0 fl. oz./A (0.19 lb. A/A) per year.
- Minimum retreatment interval is 14 days.

#### **CITRUS FRUIT, POME FRUIT, STONE FRUIT AND TREE NUTS**

Seeker 4SC Herbicide may be used for postemergence and residual control of weeds listed in Tables 1 and 2 in the following crops.

**Citrus Fruit Group 10-10** (Australian desert lime, Australian finger lime, Australian round lime, Brown River finger lime, calamondin, citron, citrus hybrids, grapefruit, Japanese summer grapefruit, kumquat, lemon, lime, Mediterranean mandarin, sour orange, sweet orange, pummelo, Russell River lime, Satsuma mandarin, sweet lime, Tachibana orange, Tahiti lime, tangelo, tangerine (Mandarin), tangor, trifoliolate orange, unqi fruit, cultivars, varieties and/or hybrids of these)

**Pome Fruit Group 11-10** (apple, azarole, crabapple, loquat, mayhaw, medlar, pear, Asian pear, quince, Chinese quince, Japanese quince, tejocote, cultivars, varieties and/or hybrids of these)

**Stone Fruit Group 12-12** (apricot, Japanese apricot, capulin, black cherry, Nanking cherry, sweet cherry, tart cherry, Chinese jujube, nectarine, peach, plum, American plum, beach plum, Canada plum, cherry plum, Chickasaw plum, Damson plum, Japanese plum, Klamath plum, prune plum, plumcot, sloe, cultivars, varieties and/or hybrids of these)

**Tree Nut Group 14-12** (African nut-tree, almond, beech nut, Brazil nut, Brazilian pine, bunya, bur oak, butternut, Cajou nut, candlenut, cashew, chestnut, chinquapin, coconut, Coquito nut, Dika nut, ginkgo, Guiana chestnut, hazelnut (filbert), heartnut, hickory nut, Japanese horse-chestnut, macadamia nut, Mongongo nut, monkey-pot, monkey puzzle nut, Okari nut, Pachira nut, peach palm nut, pecan, pequi, pill nut, pine nut, pistachio, Sapucaia nut, tropical almond, black walnut, English walnut, yellowhorn, cultivars, varieties and/or hybrids of these)

#### Precautions

- To avoid crop injury, apply the spray to the grove or orchard floor and to the weeds, avoiding contact with crop foliage, stems or fruit. Contact of Seeker 4SC Herbicide with the crop may result in bleaching injury that is typically temporary. Use trunk guards to protect plants until adequate bark has developed.
- Specified rates are based on broadcast treatment. For band applications around trees in fruit or nut plantings, reduce the broadcast rate of Seeker 4SC Herbicide and carrier per acre in proportion to the area actually sprayed. (See Banded Applications Section.)

#### Citrus Fruit, Pome Fruit, Stone Fruit and Tree Nuts Restrictions:

- Seeker 4SC Herbicide can only be applied in pome fruit, stone fruit and nut trees that have been established for a minimum of 12 months. Seeker 4SC Herbicide can be applied in citrus trees or plantings that are less than 12 months old and are exhibiting normal growth and vigor.
- **Do not** apply in orchards that are stressed due to poor weather or other abiotic factors.
- **Do not** exceed a total of 12.0 fl oz per acre (*0.376 lb. AI/A*) of Seeker 4SC Herbicide per year or in a 12-month period.
- **Do not** exceed 6.0 fl oz per acre (*0.19 lb. AI/A*) of Seeker 4SC Herbicide for the first application.
- **Do not** exceed 3 applications per year or in a 12-month period.
- Allow at least 5 months between applications of Seeker 4SC Herbicide at 6.0 fl oz/A (*0.19 lb. AI/A*) and at least 6 weeks between applications of 6.0 fl oz/A (*0.19 lb. AI/A*) and subsequent applications of 3.0 fl oz/A (*0.094 lb. AI/A*). (Applications must follow one of the four programs listed in Table 6 below.)
- **Do not** harvest pome fruit, stone fruit or tree nuts within 30 days after application.
- **Do not** harvest citrus fruit within 1 day after application.
- **Do not** use on soils with greater than 20% gravel.
- **Do not** apply Seeker 4SC Herbicide through any type of irrigation system.
- **Do not** apply Seeker 4SC Herbicide by air.

#### Spray Additives

For application to emerged weeds, the use of crop oil concentrate (COC) type adjuvant at 1% v/v or non-ionic surfactant (NIS) at 0.25% v/v is advised. Addition of ammonium sulfate or other nitrogen-based adjuvants will increase efficacy when used in combination with COC or NIS. For more information see Spray Additives section on this label.

### **Banded Applications**

When applying a row or banded treatment of Seeker 4SC Herbicide, the following formula may be used to calculate the amount per acre:

$$\frac{\text{band width in inches}}{\text{row width in inches}} \times \text{broadcast rate per acre} = \text{Amount needed per acre of field}$$

### **Tank Mix Instructions**

Seeker 4SC Herbicide may be mixed and applied in combination with most commonly used herbicides registered for use in the approved crops in order to expand the postemergence (paraquat, glyphosate, glufosinate-ammonium, oxyfluorfen) or residual (simazine, norflurazon, rimsulfuron, orzalin, oxyfluorfen, pendimethalin, diuron, bromacil, indaziflam) weed control spectrum. These tank mixtures can be used to help control or manage the development of resistant weeds. The application of mixtures or sequences of effective herbicides, with different sites of action, can provide the diversity needed for management of herbicide resistance.

It is the pesticide user's responsibility to ensure that all products are registered for the intended use. Read and follow the applicable restrictions and limitations and directions for use on all product labels involved in tank mixing. Users must follow the most restrictive directions for use and precautionary statements of each product in the tank mixture.

Refer to individual product labels for precautionary statements, restrictions, rates, approved uses and a list of weeds controlled.

### **Weed Control (Table 1 and 2)**

Seeker 4SC Herbicide provides both postemergence and preemergence control of susceptible weeds. Best control is obtained if postemergence applications are made before weeds reach 5 inches in height (Table 1) or before germination of seed for preemergence control (Table 2). Rainfall or irrigation soon after application will enhance preemergence activity.

### **Use Directions**

Apply as a directed or shielded spray. Avoid contact with trunk surfaces, fruit or crop foliage. Do not apply when nuts or fruits are on the ground at harvest. Ensure that the soil is settled, firm and relatively free of debris at time of application. Also ensure that the soil is free of depressions around trees where rain or irrigation water can concentrate. Apply the first application of Seeker 4SC Herbicide in late fall/early winter or spring and subsequent applications utilizing one of the programs noted in the Table 6.



**Table 6. Seeker 4SC Herbicide Application Programs, Rates and Intervals  
- Citrus Fruit, Pome Fruit, Stone Fruit and Tree Nuts**

Program	Application Rate (fl oz/A)			Application Interval (wk)
	1st Application	2nd Application	3rd Application	
1	6.0 (0.19 lb. AI/A)	6.0 (0.19 lb. AI/A)	-	20
2	6.0 (0.094 lb. AI/A)	3.0 (0.094 lb. AI/A)	-	6
3	6.0 (0.094 lb. AI/A)	3.0 (0.094 lb. AI/A)	3.0 (0.094 lb. AI/A)	6
4	3.0 (0.094 lb. AI/A)	3.0 (0.094 lb. AI/A)	3.0 (0.94 lb. AI/A)	6

For optimum postemergence weed control, apply Seeker 4SC Herbicide to actively growing weeds in tank mixture with burndown herbicides such as: Paraquat, glyphosate, glufosinate, or oxyfluorfen before weeds exceed 5 inches in height.

For effective residual weed control, Seeker 4SC Herbicide must be moved into the weed seed germination zone. For preemergence weed control, apply Seeker 4SC Herbicide before rainfall or irrigation. For optimum residual control Seeker 4SC Herbicide can be tank-mixed with herbicides such as simazine, norflurazon, rimsulfuron, oxyfluorfen, pendimethalin, diuron, bromacil, or indaziflam where approved for use.

Subsequent application(s) of Seeker 4SC Herbicide can be made alone or in tank mixture, with the herbicides noted above, if weed emergence occurs.

Refer to individual product labels for precautionary statements, restrictions, rates, approved uses and a list of weeds controlled.

It is the pesticide user's responsibility to ensure that all products are registered for the intended use. Read and follow the applicable restrictions and limitations and directions for use on all product labels involved in tank mixing. Users must follow the most restrictive directions for use and precautionary statements of each product in the tank.

Apply Seeker 4SC Herbicide in a spray volume of 10-40 gal/A.

**CRANBERRY**

Seeker 4SC Herbicide may be applied to bearing or non-bearing cranberry beds for control or suppression of bog St. John's wort (*Hypericum boreale*), rushes (*Juncus canadensis*, *J. effuses*, *J. bufonius*, *J. tenuis*), sedges spp. (*Carex spp.*), yellow loosestrife (*Lysimachia terrestris*) and silverleaf (*Potentilla pacifica*) in addition to the weeds listed in Tables 1 and 2.

Seeker 4SC Herbicide may be applied in cranberries at a rate up to 8.0 fl. oz./A (0.25 lb. AI/A).

The use of a crop oil concentrate (COC) type adjuvant at 1% v/v or non-ionic surfactant (NIS) at 0.25% v/v is advised. Avoid using COC adjuvants that are injurious to cranberry leaves.

#### **Cranberry Restrictions:**

- **Do not** make more than two applications per year.
- Minimum retreatment interval is 14 days.
- **Do not** apply more than 16 fl. oz./A (0.5 lb. A/A) total per year.
- **Non-bearing Cranberries:** Apply after the bud break stage no less than 45 days before flooding in fall or winter.
- **Bearing Cranberries:** Apply after the bud break stage no less than 45 days before flooding or harvest.

Seeker 4SC Herbicide may be applied through irrigation systems (chemigation) including center pivot or solid set.

#### **Chemigation – Sprinkler Irrigation Application for Cranberry Only**

Check the irrigation system to ensure uniform application of water to all areas. Thorough coverage of foliage is required for good control. Good agitation in the pesticide supply tank needs to be maintained prior to and during the entire application period. Apply by injecting the specified rate of Seeker 4SC Herbicide herbicide into the irrigation system using a metering device that will introduce a constant flow and by distributing the product to the target areas in 0.1-0.2 acre-inch of water. In general, use the least amount of water in this range required for proper distribution and coverage.

Once the application is completed, flush the entire irrigation and injection system with clean water before stopping the system. In addition to the above specifications, if application is being made during a normal irrigation set of a stationary sprinkler, the specified rate of Seeker 4SC Herbicide herbicide for the area covered need to be injected into the system only during the end of the irrigation set for sufficient time to provide adequate coverage and product distribution.

#### **Chemigation Use Precautions – Sprinkler Irrigation Application**

1. Apply this product only through sprinkler irrigation systems including center pivot or solid set. **Do not apply this product through any other type of irrigation system.**
2. Crop injury, lack of effectiveness, or illegal pesticide residues in the crop can result from nonuniform distribution of treated water.
3. If you have any questions about calibration, you need to contact State Extension Service Specialists, equipment manufacturers or other experts.
4. A person knowledgeable of the chemigation system and responsible for its operation or under the supervision of the responsible person shall shut the system down and make necessary adjustments if the need arises.
5. The system must contain a functional check valve, vacuum relief valve, and low pressure drain appropriately located on the irrigation pipeline to prevent water source contamination from back-flow.
6. The pesticide injection pipeline must contain a functional, automatic, quickdosing check valve to prevent the flow of fluid back toward the injection pump.
7. The pesticide injection pipeline must also contain a functional, normally closed, solenoid-operated valve located on the intake side of the injection pump and connected to the system interlock to prevent fluid from being withdrawn from the supply tank when the irrigation system is either automatically or manually shut down.
8. The system must contain functional interlocking controls to automatically shut off the pesticide injection pump when the water pump motor stops.
9. The irrigation line or water pump must include a functional pressure switch which will stop the water pump motor when pressure decreases to the point where pesticide distribution is adversely affected.
10. Systems must use a metering pump, such as a positive displacement injection pump (e.g. diaphragm pump) effectively designed and constructed of materials that are compatible with pesticides and are capable of being fitted with a system interlock.
11. Any alternatives to the above required safety devices must conform to the list of EPA approved alternative devices.

#### **Cranberry Chemigation Use Restrictions:**

- **Do not** apply this product through any other type of irrigation system.
- **Do not** connect an irrigation system (including greenhouse systems) used for pesticide application to a public water system. Public water system means a system for the provision to the public of piped water for human consumption if such system has at least 15 service connections or regularly serves an average of at least 25 individuals daily at least 60 days out of the year.
- **Do not** apply when wind speed favors drift beyond the area intended for treatment or nonuniform distribution of treated water.
- **Do not** apply directly to water or areas where surface water is present outside the bog system.
- **Do not** contaminate water when disposing of equipment wash water or rinsate.
- **Do not** apply within 10 feet of surface water outside the bog system.
- **Do not** spray to runoff.

#### **FLAX**

Seeker 45C Herbicide may be applied preemergence in flax, i.e. after planting but before crop emergence, at a rate up to 6.0 fl. oz./A (0.19 lb. A/A). For a list of weeds controlled see Tables 1 and 2. If weeds are emerged at the time of application, the use of a crop oil concentrate (COC) type adjuvant at the rate of 1% v/v is advised. In addition, a spray grade UAN (e.g., 28-0-0) at the rate of 2.5% (v/v) or AMS at the rate of 8.5 lb./100 gals. of spray solution may be added to improve the burndown of existing weeds. Applications of Seeker 45C Herbicide to emerged flax can result in severe crop injury.

#### **Flax Restrictions:**

- **Do not** apply more than one application per year.
- **Do not** apply more than 6.0 fl. oz./A (0.19 lb. A/A) in a single application.
- **Do not** apply more than 6.0 fl. oz./A (0.19 lb. A/A) per year.

#### **OATS**

Seeker 45C Herbicide can be applied preemergence or postemergence (but not both) for weed control in oats.

For preemergence control or partial control of the weeds listed in Table 2, apply Seeker 45C Herbicide broadcast at a rate of 6.0 fl. oz./A (0.19 lb. A/A) prior to oat emergence. For best preemergence weed control, the Seeker 45C Herbicide application must be made prior to weed emergence.

For postemergence (after oat emergence) control or partial control of the weeds listed in Table 1, apply Seeker 45C Herbicide at a rate of 3.0 fl. oz./A (0.94 lb. A/A). For best results, Seeker 45C Herbicide must be applied to emerged weeds that are less than 5" tall. Postemergence applications of Seeker 45C Herbicide may result in temporary injury of the oat crop. Injury symptoms may include leaf bleaching, leaf burn and in extreme conditions, stunting.

If emerged weeds are present at the time of the Seeker 45C Herbicide application, the addition of a crop oil concentrate (COC) type adjuvant at a rate of 1% v/v **or** a nonionic surfactant (NIS) type adjuvant at a rate of 0.25% v/v is advised. In addition to COC or NIS, a spray grade UAN (e.g. 28-0-0) at the rate of 2.5% v/v **or** ammonium sulfate (AMS) at the rate of 8.5 lb./100 gallons of spray solution may be added for improved weed control. If emerged weeds are not present at the time of the Seeker 45C Herbicide application, no additives are advised. If oat injury is a concern, eliminating the use of UAN or AMS will reduce the risk for postemergence crop injury. Additionally, the use of NIS instead of COC will also reduce the oat injury risk. However, weed control is also reduced if UAN or AMS is eliminated and when switching from COC to NIS.

Tank mixing other pesticides with Seeker 45C Herbicide postemergence may increase the risk of injury. Avoid adding pesticides with emulsifiable concentrate (EC) type formulations to Seeker 45C Herbicide for applications made postemergence to the crop.

**Oat Restrictions:**

- **Do not** graze or feed forage from treated areas within 30 days of application.
- **Do not** harvest oats within 50 days of application.
- **Do not** make more than one application per year.
- **Do not** apply preemergence (prior to oat emergence) at more than 6.0 fl. oz./A (0.19 lb. A/A) per year.
- **Do not** apply postemergence at more than 3.0 fl. oz./A (0.094 lb. A/A) per year.
- If the oat crop treated with Seeker 4SC Herbicide is lost or destroyed, oats may be replanted immediately. If Seeker 4SC Herbicide was applied to the lost oat crop, no additional Seeker 4SC Herbicide can be applied to the replanted oat crop.

**OKRA**

Seeker 4SC Herbicide can be applied as a row-middle or a hooded post-direct treatment (but not both) for weed control in okra.

**Preemergence row-middle application:** Apply Seeker 4SC Herbicide at a rate of 6.0 fl. oz./A (0.19 lb. A/A) as a banded application to the row middles prior to weed emergence. For this banded application, leave one foot of untreated area over the okra row or 6" to each side of the planted row. For banded applications, the application must be made to account for band width, i.e. to deliver 6.0 fl. oz. per treated acre. Do not apply Seeker 4SC Herbicide directly over the planted okra row or severe crop injury may occur. Injury risk is greatest on coarse textured soils (sand, sandy loam or loamy sand).

**Postemergence hooded application:** Apply Seeker 4SC Herbicide at a rate of 3.0 fl. oz./A (0.094 lb. A/A) as a postemergence directed application using a hooded sprayer for control or partial control of the weeds listed in Table 1. Okra must be at least 3" tall at the time of this application. It is advised that a nonionic surfactant (NIS) type adjuvant at a rate of 0.25% v/v be added to the spray solution. For postemergence hooded applications, the spray equipment must be set up to minimize the amount of Seeker 4SC Herbicide that contacts the okra foliage or crop injury will occur. For best postemergence results, Seeker 4SC Herbicide must be applied to actively growing weeds.

**Okra Restrictions:**

- **Do not** harvest okra within 28 days following the application.
- **Do not** make more than one application of year.
- **Do not** apply as a row-middle application at more than 6.0 fl. oz. (0.19 lb./A) per acre per year.
- **Do not** apply as a post-directed application at more than 3.0 fl. oz. (0.094 lb. A) per acre per year.
- **Do not** apply Seeker 4SC Herbicide as a broadcast preemergence or broadcast postemergence application to okra or severe injury will occur.
- If the okra crop treated with Seeker 4SC Herbicide is lost or destroyed, okra can be replanted only in the soil band that was not treated with Seeker 4SC Herbicide.

**PEARL MILLET**

Seeker 4SC Herbicide may be applied preemergence in pearl millet, i.e. after planting but before crop emergence, at a rate up to 6 fl. oz./A (0.19 lb. A/A). For a list of weeds controlled see Table 2. Do not apply more than one application, and not more than 6 fl. oz./A (0.19 lb. A/A) per year in pearl millet. If weeds are emerged at the time of application, the use of a crop oil concentrate (COC) type adjuvant at the rate of 1% v/v is advised. In addition, a spray grade UAN (e.g., 28-0-0) at the rate of 2.5% (v/v) or AMS at the rate of 8.5 lb./100 gals. of spray solution may be added to improve the burndown of existing weeds. Applications of Seeker 4SC Herbicide to emerged pearl millet can result in severe crop injury.

**Pearl Millet Restrictions:**

- **Do not** make more than one application per year.
- **Do not** apply more than 6.0 fl. oz./A (0.19 lb. A/A) in a single application.
- **Do not** apply more than 6.0 fl. oz./A (0.19 lb. A/A) per year.

## RHUBARB

Seeker 4SC Herbicide can be applied prior to crop emergence for weed control in established rhubarb.

Apply Seeker 4SC Herbicide at a rate of 6.0 fl. oz./A (0.19 lb. A/A) to dormant (prior to any spring green-up) rhubarb for control or partial control of the weeds listed in Table 2. If weeds are emerged at the time of application, it is advised that a crop oil concentrate (COC) type adjuvant at 1% v/v **or** a nonionic surfactant (NIS) type adjuvant at a rate of 0.25% v/v be added to the spray solution. Applications of Seeker 4SC Herbicide to rhubarb that is not dormant may result in a temporary bleaching symptomology. Rainfall or irrigation after the Seeker 4SC Herbicide application may increase the risk of injury to emerging rhubarb.

### Rhubarb Restrictions:

- **Do not** harvest rhubarb within 21 days following the application of Seeker 4SC Herbicide.
- **Do not** make more than one application of Seeker 4SC Herbicide per year.
- **Do not** apply Seeker 4SC Herbicide at more than 6.0 fl. oz./A (0.19 lb. A/A) in a single application.
- **Do not** apply Seeker 4SC Herbicide at more than 6.0 fl. oz./A (0.19 lb. A/A) per year.

## SORGHUM (GRAIN AND SWEET)

**Preemergence Application:** Seeker 4SC Herbicide can be applied preemergence or preplant nonincorporated up to 21 days before planting sorghum for control or partial control of the weeds listed in Table 2.

Apply Seeker 4SC Herbicide preemergence at a rate of 6.0-6.4 fl. oz./A (0.19 – 0.2 lb. A/A) as a broadcast nonincorporated application prior to sorghum emergence. Applying Seeker 4SC Herbicide less than 7 days before sorghum planting will increase the risk of crop injury, especially if irrigation or rainfall is received following the application. Injury symptoms include temporary bleaching of newly emerging sorghum leaves. Applying Seeker 4SC Herbicide more than 7 days (but not more than 21) prior to planting will reduce the risk of crop injury.

If Seeker 4SC Herbicide is applied prior to planting, minimize disturbance of the herbicide treated soil barrier during the planting process in order to lessen the potential for weed emergence.

If emerged weeds are present at the time of the preemergence application, it is advised that a nonionic surfactant (NIS) type adjuvant at a rate of 0.25% v/v **or** a crop oil concentrate (COC) type adjuvant at a rate of 1% v/v be added to the spray solution. In addition to COC or NIS, a spray grade UAN at a rate of 2.5% v/v **or** ammonium sulfate (AMS) at a rate of 8.5 lb./100 gallons of spray solution can be added to the spray solution.

### Preemergence Application Restrictions:

- **Do not** make more than one application of Seeker 4SC Herbicide per year.
- **Do not** apply more than 6.4 fl. oz./A (0.2 lb. A/A) of Seeker 4SC Herbicide per year.
- **Do not** apply more than 6.4 fl. oz./A (0.2 lb. A/A) in a single application.
- **Do not** apply to emerged sorghum or severe crop injury may occur.
- **Do not** use Seeker 4SC Herbicide in the production of forage sorghum, sudangrass, sorghum-sudangrass hybrids, or dual-purpose sorghum.
- **Do not** apply Seeker 4SC Herbicide to sorghum that is grown on coarse textured soils (e.g. sandy loam, loamy sand, sand).
- **In the State of Texas, do not** apply Seeker 4SC Herbicide to sorghum grown south of Interstate 20 (I-20) or east of Highway 277.

**Post-Directed:** Seeker 4SC Herbicide can be applied post-directed to grain sorghum for control or partial control of the weeds listed in Table 1. For best results, apply Seeker 4SC Herbicide to actively growing weeds.

Apply Seeker 4SC Herbicide at a rate of 3.0 fl. oz./A (0.094 lb. A/A) as a post-directed application when the grain sorghum is a minimum of 8 inches tall. Make the application by directing the spray between the crop rows and towards the base of the grain sorghum plant. Direct application of Seeker 4SC Herbicide onto grain sorghum foliage can result in crop injury including temporary bleaching. If crop injury does occur, newly emerging leaves following application are typically unaffected.

It is advised that a nonionic surfactant (NIS) type adjuvant at a rate of 0.25% v/v **or** a crop oil concentrate (COC) type adjuvant at a rate of 1% v/v be added to the spray solution. In addition to COC or NIS, a spray grade Urea Ammonium Nitrate (UAN) at a rate of 2.5% v/v **or** ammonium sulfate (AMS) at a rate of 8.5 lb./100 gallons of spray solution can be added to the spray solution.

Seeker 4SC Herbicide may be tank mixed with other herbicides registered for grain sorghum for improved spectrum of weed control. Additionally, these tank mixtures can be used to include a herbicide with a different mode of action to help control or manage the development of resistant weed biotypes.

**Post-Directed Restrictions:**

- **Do not** apply more than one post-directed application of Seeker 4SC Herbicide.
- **Do not** apply more than 3.0 fl. oz./A (0.094 lb. A/A) in a single post-directed application.
- **Do not** apply more than 6.4 fl. oz./A (0.2 lb. A/A) per year.
- **Do not** apply broadcast over-the-top to emerged sorghum or severe crop injury may occur.
- **Do not** harvest grain sorghum for forage for 30 days following application.
- **Do not** harvest for grain or stover for 60 days following application.
- **Do not** apply after the sorghum seedhead emerges.
- **Do not** use in the production of forage sorghum, sudangrass, or sorghum-sudangrass hybrids.

**SOYBEAN**

Seeker 4SC Herbicide can be applied preemergence to soybeans.

**Preemergence Application:** For preemergence control of the weeds listed in Table 2, apply Seeker 4SC Herbicide prior to soybean emergence at a rate of 6.0 fl. oz./A (0.19 lb. A/A). Apply the higher rate for longer residual control. Seeker 4SC Herbicide may be tank mixed with other registered soybean herbicides such as s-metolachlor, and s-metolachlor + Sodium salt of fomesafen. Refer to the tank mix partner label and follow all precautions and restrictions.

If weeds are emerged at the time of application, add either a non-ionic surfactant (NIS) at 1 qt./100 gallons (0.25% v/v) or a crop oil concentrate (COC) at 1 gallon/100 gallons (1% v/v). In addition to NIS or COC, it is also advised to add either ammonium sulfate (AMS) at 8.5-17 lbs./100 gallon (or equivalent).

**Soybean Restrictions:**

- **Do not** apply more than 6.0 fl. oz./A (0.19 lb. A/A) per year.
- **Do not** make more than one pre-emergence application per year
- **Do not** apply to emerged soybeans.
- **Do not** graze or feed soybean forage or hay to livestock.

**SUGARCANE**

Seeker 4SC Herbicide can be applied by ground for preemergence, postemergence over-the-top or postemergence directed weed control in sugarcane.

Seeker 4SC Herbicide may also be applied aerially for preemergence or postemergence weed control only in the following states: Florida, Louisiana and Texas.

**Preemergence Applications:** Apply Seeker 4SC Herbicide for preemergence weed control at 6.0-7.7 fl. oz./A (0.19-0.24 lb. A/A) after the planting of plant-cane or after harvest of ratoon-cane. For a list of weeds controlled preemergence, refer to Table 2. If some weeds are already emerged at the time of application, add a crop oil concentrate (COC) type adjuvant at a rate of 1% v/v or a nonionic surfactant (NIS) type adjuvant at a rate of 0.25% v/v to the spray solution. In addition to COC or NIS, a spray grade UAN at a rate of 2.5% v/v or ammonium sulfate (AMS) at a rate of 8.5 lb./100 gallons of spray solution can be added to the spray solution. For improved preemergence weed control, atrazine or ametryn can be tank mixed with Seeker 4SC Herbicide. Refer to the tank mix partner label for specific rates and use directions.

**Postemergence Applications:** Apply Seeker 4SC Herbicide postemergence at 3.0 fl. oz./A (0.94 lb. A/A) for control of the weeds listed in Table 1. Postemergence applications may be made as a post-over-the-top or as a post-directed spray to the base of the sugarcane. If a preemergence application was made earlier in the season, only one postemergence application can be made. If no preemergence application was made earlier in the season, both a post-over-the-top and a post-directed application can be made. For best results, Seeker 4SC Herbicide must be applied to actively growing weeds.

For postemergence applications, it is advised that a crop oil concentrate (COC) type adjuvant at a rate of 1% v/v **or** a nonionic surfactant (NIS) type adjuvant be added to the spray solution. In addition to COC or NIS, the use of a spray grade UAN (e.g. 28-0-0) at 2.5% v/v **or** ammonium sulfate (AMS) at a rate of 8.5 lb./100 gallons of spray solution can be added for improved control of weeds.

For additional postemergence weed control, Seeker 4SC Herbicide can be tank mixed with atrazine, Sodium salt of asulam and/or Trifloxysulfuron-Sodium. Refer to the tank mix product labels for specific rates and use directions.

**Sugarcane Restrictions:**

- **Do not** apply more than 7.7 fl. oz./A (0.24 lb. A/A) in a preemergence application.
- **Do not** apply more than 3.0 fl. oz./A (0.094 lb.A/A) in postemergence application.
- **Do not** make more than two applications per year. If a preemergence application is made, only one postemergence application can be made.
- Minimum retreatment interval is 14 days.
- **Do not** apply more than 10.7 fl. oz./A (0.33 lb. A/A) per year.
- **Do not** harvest sugarcane within 114 days following a post-over-the-top (114 day PHI).
- **Do not** harvest sugarcane within 100 days following a post-directed application (100 day PHI).

## STORAGE AND DISPOSAL

Do not contaminate water, food, or feed by storage or disposal.

**Pesticide Storage**

Keep container tightly closed when not in use. Do not store near seed, fertilizers, or foodstuffs. Can be stored at temperatures as low as -20°F. Keep away from heat and flame.

**Pesticide Disposal**

Open dumping is prohibited. Waste resulting from the use of this product may be disposed of on site or at an approved waste disposal facility.

**Container Handling [Less Than or Equal to 5 Gallons]**

Non-refillable container. Do not reuse or refill this container. Triple rinse container (or equivalent) promptly after emptying. Triple rinse as follows: Empty the remaining contents into application equipment or mix tank and drain for 10 seconds after the flow begins to drip. Fill the container ¼ full with water and recap. Shake for 10 seconds. Pour rinsate into application equipment or mix tank or store rinsate for later use or disposal. Drain for 10 seconds after the flow begins to drip. Repeat this procedure two more times. Then offer for recycling if available or puncture and dispose of in a sanitary landfill, or by incineration, or by other procedures approved by state and local authorities.

## CONDITIONS OF SALE AND LIMITATION OF WARRANTY AND LIABILITY

**NOTICE:** Read the entire Directions for Use and Conditions of Sale and Limitation of Warranty and Liability before buying or using this product. If the terms are not acceptable, return the product at once, unopened, and the purchase price will be refunded.

The Directions for Use of this product must be followed carefully. It is impossible to eliminate all risks inherently associated with the use of this product. Crop injury, ineffectiveness or other unintended consequences may result because of such factors as manner of use or application, weather or crop conditions, presence of other materials

or other influencing factors in the use of the product, which are beyond the control of ACTYLIS or Seller. To the extent permitted by applicable law, Buyer and User agree to hold ACTYLIS and Seller harmless for any claims relating to such factors.

ACTYLIS warrants that this product conforms to the chemical description on the label and is reasonably fit for the purposes stated in the Directions for Use, subject to the inherent risks referred to above, when used in accordance with directions under normal use conditions. To the extent permitted by applicable law: (1) this warranty does not extend to the use of the product contrary to label instructions, or under conditions not reasonably foreseeable to or beyond the control of Seller or ACTYLIS and, (2) Buyer and User assume the risk of any such use. TO THE EXTENT PERMITTED BY APPLICABLE LAW, ACTYLIS MAKES NO WARRANTIES OF MERCHANTABILITY OR OF FITNESS FOR A PARTICULAR PURPOSE NOR ANY OTHER EXPRESS OR IMPLIED WARRANTY EXCEPT AS WARRANTED BY THIS LABEL.

To the extent permitted by applicable law, in no event shall ACTYLIS be liable for **any incidental, consequential or special damages resulting from the use or handling of this product.** TO THE EXTENT PERMITTED BY APPLICABLE LAW, THE EXCLUSIVE REMEDY OF THE USER OR BUYER, AND THE EXCLUSIVE LIABILITY OF ACTYLIS AND SELLER FOR ANY AND ALL CLAIMS, LOSSES, INJURIES OR DAMAGES (INCLUDING CLAIMS BASED ON BREACH OF WARRANTY, CONTRACT, NEGLIGENCE, TORT, STRICT LIABILITY OR OTHERWISE) **RESULTING FROM THE USE OR HANDLING OF THIS PRODUCT, SHALL BE THE RETURN OF THE PURCHASE PRICE OF THE PRODUCT OR, AT THE ELECTION OF ACTYLIS OR SELLER, THE REPLACEMENT OF THE PRODUCT.**

ACTYLIS and Seller offer this product, and Buyer and User accept it, subject to the foregoing Conditions of Sale and Limitation of Warranty and Liability, which may not be modified except by written agreement signed by a duly authorized representative of ACTYLIS

**Manufactured by:**  
Actylis  
4 Tri Harbor Court  
Port Washington, NY 11050



# SEEKER 4SC HERBICIDE

For Control of Annual Broadleaf Weeds in Field Corn, Seed Corn, Yellow Popcorn, Soybean, Sweet Corn, and Other Listed Crops

## ACTIVE INGREDIENT

Mesotrione: (CAS No. 104206-82-8) .....40.0%

**OTHER INGREDIENTS:** .....60.0%

**TOTAL** .....100.0%

Contains 4 lbs. of active ingredient mesotrione per gallon.

EPA Reg. No. 93365-2-2749

EPA Est. No. 62171-MS-1

## KEEP OUT OF REACH OF CHILDREN CAUTION

See Additional Precautionary Statements and Directions for Use inside booklet.

### PRECAUTIONARY STATEMENTS

#### Hazards to Humans and Domestic Animals

**CAUTION.** Harmful if swallowed or absorbed through skin. Prolonged or frequently repeated skin contact may cause allergic reactions in some individuals. Harmful if swallowed. Avoid contact with skin, eyes, or clothing.

#### FIRST AID

**IF ON SKIN OR CLOTHING:** Take off contaminated clothing. Rinse skin immediately with plenty of water for 15-20 minutes. Call a poison control center or doctor for treatment advice.

**IF SWALLOWED:** Call a poison control center or doctor immediately for treatment advice. Have person sip a glass of water if able to swallow. Do not induce vomiting unless told to do so by a poison control center or doctor. Do not give anything by mouth to an unconscious person.

Have the product container or label with you when calling a poison control center or doctor, or going for treatment.

#### HOTLINE NUMBER

Have the product container or label with you when calling a poison control center or doctor, or when going for treatment. For **MEDICAL** emergencies call the National Poison Control Center at 1-800-222-1222. For a transportation emergency, please contact CHEMTREC at 1-800-424-9300.

## STORAGE AND DISPOSAL

Do not contaminate water, food, or feed by storage or disposal.

#### Pesticide Storage

Keep container tightly closed when not in use. Do not store near seed, fertilizers, or foodstuffs. Can be stored at temperatures as low as -20°F. Keep away from heat and flame.

#### Pesticide Disposal

Open dumping is prohibited. Waste resulting from the use of this product may be disposed of on site or at an approved waste disposal facility.

#### Container Handling [Less Than or Equal to 5 Gallons]

Non-refillable container. Do not reuse or refill this container. Triple rinse container (or equivalent) promptly after emptying. Triple rinse as follows: Empty the remaining contents into application equipment or mix tank and drain for 10 seconds after the flow begins to drip. Fill the container ¼ full with water and recap. Shake for 10 seconds. Pour rinsate into application equipment or mix tank or store rinsate for later use or disposal. Drain for 10 seconds after the flow begins to drip. Repeat this procedure two more times. Then offer for recycling if available or puncture and dispose of in a sanitary landfill, or by incineration, or by other procedures approved by state and local authorities.

FOR CHEMICAL SPILL, LEAK, FIRE, EXPOSURE OR MEDICAL EMERGENCY INVOLVING THIS PRODUCT CALL CHEMTREC® TOLL FREE (800) 424-9300 OR (703) 527-3887.

## 1 Gal

Net Contents

**Manufactured by:** Actylis, 4 Tri Harbor Court, Port Washington, NY 11050

PEEL BACK BOOK HERE

# PROOF

## THIS PROOF IS TO BE CHECKED FOR ACCURACY

Please review and approve **Text, Spelling, Copy Placement, Size, Shape, Colors** and **Dieline**.

**Authorized signature** accepts responsibility for accuracy of all copy, color break and artwork. Cimarron Label is not liable for any discrepancies subsequently identified.





**PLEASE NOTE:** Due to color variance between printers/monitors, the colors represented by this proof cannot be deemed accurate. Please refer to a color matching system such as the Pantone Matching System for a truer representation of spot colors.

**THIS PROOF IS NOT ACCURATE FOR COLOR-MATCH.**

*Dieline does not print.*



4201 North Westport Ave. • Sioux Falls, SD 57107  
Phone: (605) 978-0451 • Fax: (605) 978-0463

DATE	JOB NUMBER	CUSTOMER
6/7/24	235286	ARC Impressions
LABEL SIZE	BOOKLET SIZE	
6" x 5.5"	5.75" x 4.5"	
LABEL COLORS	BOOKLET OUTSIDE COLORS	BOOKLET INSIDE COLORS
 BLK	 BLK  7733	 BLK
PATTERN VARNISH: <input type="checkbox"/> YES <input checked="" type="checkbox"/> NO		

Form: CS 006B - 3/29/2017

**ARTWORK IS APPROVED**

**REVISED PROOF NEEDED**

**WE CANNOT PROCESS  
THIS ORDER WITHOUT AN  
AUTHORIZED SIGNATURE**

Signed \_\_\_\_\_ Date \_\_\_\_\_