

FLUAZIFOP-P-BUTYL GROUP 1A HERBICIDE

# STOCKADE™ HERBICIDE

A Post-Emergence Herbicide for Control of Annual and Perennial Grass Weeds

**ACTIVE INGREDIENT:**

Fluazifop-P-butyl: Butyl (R)-2-[4-[[5-(trifluoromethyl)-2-pyridinyl]oxy]phenoxy]propanoate\* ..... 24.5%

**OTHER INGREDIENTS\*\*:** ..... 75.5%

**TOTAL:** ..... **100.0%**

\*This product contains 2.0 pounds (+) isomer (fluazifop-P-butyl) per gallon.

\*\* Contains petroleum distillates.

EPA Reg. No. 2749-614

EPA Est. No. 42403-TX-001 [R]

EPA Est. No. 42403-TX-002 [E]

EPA Est. No. 74023-TX-001 [P]

Letters in Lot Number indicate EPA Est.

## KEEP OUT OF REACH OF CHILDREN CAUTION

Si usted no entiende la etiqueta, busque a alguien para que se la explique a usted en detalle.  
(If you do not understand this label, find someone to explain it to you in detail.)

FIRST AID	
<b>IF ON SKIN OR CLOTHING:</b>	<ul style="list-style-type: none"> <li>• Take off contaminated clothing.</li> <li>• Rinse skin immediately with plenty of water for 15-20 minutes.</li> <li>• Call a poison control center or doctor for treatment advice.</li> </ul>
<b>IF INHALED:</b>	<ul style="list-style-type: none"> <li>• Move person to fresh air.</li> <li>• If person is not breathing, call 911 or an ambulance, then give artificial respiration, preferably mouth-to-mouth if possible.</li> <li>• Call a poison control center or doctor for further treatment advice.</li> </ul>
<b>IF IN EYES:</b>	<ul style="list-style-type: none"> <li>• Hold eye open and rinse slowly and gently with water for 15-20 minutes. Remove contact lenses, if present, after the first 5 minutes, then continue rinsing eye.</li> <li>• Call a poison control center or doctor for treatment advice.</li> </ul>
<b>IF SWALLOWED:</b>	<ul style="list-style-type: none"> <li>• Immediately call a poison control center or doctor.</li> <li>• <b>DO NOT</b> induce vomiting unless told to do so by a poison control center or doctor.</li> <li>• <b>DO NOT</b> give any liquid to the person.</li> <li>• <b>DO NOT</b> give anything by mouth to an unconscious person.</li> </ul>
HOTLINE NUMBER	
Have the product container or label with you when calling a poison control center or doctor or going for treatment. FOR MEDICAL EMERGENCIES INVOLVING THIS PRODUCT, CALL CHEMTREC® TOLL FREE 1-800-424-9300 or 1-703-527-3887 (24 Hours per Day, 7 Days per Week). For information on this pesticide product (including general health concerns or pesticide incidents), call the National Pesticide Information Center at 1-800-858-7378, Monday through Friday, 8:00 AM to 12:00 PM PST or at <a href="http://npic.orst.edu">http://npic.orst.edu</a> .	
<b>Note to Physician:</b> Contains petroleum distillates - vomiting may cause aspiration pneumonia.	

See label booklet for First Aid, Precautionary Statements, Directions For Use, and Storage and Disposal.

FOR CHEMICAL SPILL, LEAK, FIRE, EXPOSURE OR MEDICAL EMERGENCY INVOLVING THIS PRODUCT CALL CHEMTREC® TOLL FREE 1-800-424-9300 or 1-703-527-3887 (24 Hours per Day, 7 Days per Week).

**2.5 gallons  
NET CONTENTS**

Manufactured for: Aceto Life Sciences, L.L.C., 4 Tri Harbor Court, Port Washington, NY 11050-4661



JOB 214036

## PRECAUTIONARY STATEMENTS HAZARDS TO HUMANS AND DOMESTIC ANIMALS

### CAUTION

Harmful if absorbed through skin. Harmful if inhaled. Causes moderate eye irritation. Avoid contact with skin, eyes, or clothing. Avoid breathing spray mist or vapor. Prolonged or frequently repeated skin contact may cause allergic reactions in some individuals. Wash thoroughly with soap and water after handling and before eating, drinking, chewing gum, using tobacco or using the toilet. Remove and wash contaminated clothing before reuse.

### PERSONAL PROTECTIVE EQUIPMENT (PPE)

#### Applicators and handlers (other than mixers and loaders) must wear:

- Long-sleeved shirt and long pants
- Chemical-resistant gloves made of barrier laminate or Viton  $\geq 14$  mils
- Shoes plus socks

#### Mixers and loaders must wear:

- Long-sleeved shirt and long pants
- Chemical-resistant gloves made of barrier laminate or Viton  $\geq 14$  mils
- Shoes plus socks
- Protective eyewear
- Chemical-resistant apron when mixing or loading

For mixing and loading for applying by aircraft, overall must be worn over long-sleeved shirt and long pants, socks, chemical-resistant foot wear, and waterproof or chemical-resistant glove made of barrier laminate or Viton  $\geq 14$  mils.

In addition, mixers/loaders supporting aerial applications to crops over 720 acres per day and applicators using a mechanically- pressurized handgun to make a spot treatment on blueberry, lowbush; lingonberry; currant, native; Bushberry Subgroup 13-07B; and Caneberry Subgroup 13-07A must wear a minimum of a NIOSH approved filtering face piece respirator with any N filter (TC-84A). You can also use other NIOSH approved particulate respirators that offer more protection.

Follow manufacturer's instructions for cleaning/maintaining PPE. If no such instructions for washables exist, use detergent and hot water. Keep and wash PPE separately from other laundry.

### ENGINEERING CONTROLS

When handlers use closed systems, enclosed cabs, or aircraft in a manner that meets the requirements listed in the Worker Protection Standard (WPS) for agricultural pesticides [40 CFR 170.240(d)(4-6)], the handler PPE requirements may be reduced or modified as specified in the WPS.

### USER SAFETY RECOMMENDATIONS

#### Users should:

- Wash thoroughly with soap and water after handling and before eating, drinking, chewing gum, using tobacco, or using the toilet.
- Remove clothing/PPE immediately if pesticide gets inside. Then wash thoroughly and put on clean clothing.
- Remove PPE immediately after handling this product. Wash the outside of gloves before removing. As soon as possible, wash thoroughly and change into clean clothing.

### ENVIRONMENTAL HAZARDS

This pesticide is toxic to fish and aquatic invertebrates.

**DO NOT** apply to areas where runoff into water bodies is expected. Stockade™ Herbicide is toxic to grasses and other monocot plants. Minimize exposure to non-target plants and **DO NOT** apply when weather conditions favor drift from target areas.

For terrestrial uses: **DO NOT** apply directly to water, or to areas where surface water is present or to intertidal areas below the mean high water mark. **DO NOT** contaminate water when disposing of equipment washwater or rinsate. Drift and runoff may be hazardous to aquatic organisms in water adjacent to treated areas. To protect the environment, **DO NOT** allow pesticide to enter or run off into storm drains, drainage ditches, gutters or surface waters. Applying Stockade™ Herbicide in calm weather when rain is not predicted for the next 24 hours will help to ensure that wind or rain does not blow or wash pesticide off the treatment area. Rinsing application equipment over the treated area will help avoid run off to water bodies or drainage systems.

#### GROUNDWATER ADVISORY

This chemical has properties and characteristics associated with chemicals detected in groundwater. This chemical may leach into groundwater if used in areas where soils are permeable, particularly where the water table is shallow.

#### SURFACE WATER ADVISORY

Stockade™ Herbicide may impact surface water quality due to runoff of rainwater. This is especially true for poorly draining soils and soils with shallow groundwater. Stockade™ Herbicide is classified as having a high potential for reaching surface water via runoff for several months or more after application.

A level, well-maintained vegetative buffer strip between areas to which Stockade™ Herbicide is applied and surface water features such as ponds, streams, and springs will reduce the potential loading of fluzifop-p-butyl from runoff water and sediment. Runoff of Stockade™ Herbicide will be reduced by avoiding applications when rainfall is forecasted to occur within 48 hours.

**NON-TARGET ORGANISM ADVISORY:** Stockade™ Herbicide is toxic to plants and may adversely impact the forage and habitat of non-target organisms, including pollinators, in areas adjacent to the treated site. Protect the forage and habitat of non-target organisms by following label directions intended to minimize spray drift.

### PHYSICAL OR CHEMICAL HAZARDS

Combustible. **DO NOT** use or store near heat or open flame. **DO NOT** mix or allow to come into contact with any oxidizing agent. Hazardous chemical reaction may occur.

### DIRECTIONS FOR USE

It is a violation of Federal Law to use this product in a manner inconsistent with its labeling.

This labeling must be in the possession of the user at the time of application.

**DO NOT** apply Stockade™ Herbicide in a way that will contact workers or other persons, either directly or through drift. Only protected handlers may be in the area during application. For any requirements specific to your State or Tribe, consult the agency responsible for pesticide regulation.

### AGRICULTURAL USE REQUIREMENTS

Use this product only in accordance with its labeling and with the Worker Protection Standard, 40 CFR Part 170. This Standard contains requirements for the protection of agricultural workers on farms, forests, nurseries, and greenhouses, and handlers of agricultural pesticides. It contains requirements for training, decontamination, notification, and emergency assistance. It also contains specific instructions and exceptions pertaining to the statements on this label about personal protective equipment (PPE) and restricted-entry interval. The requirements in this box only apply to uses of this product that are covered by the Worker Protection Standard.

**DO NOT** enter or allow worker entry into treated areas during the restricted-entry interval (RE) of 12 hours.

PPE required for early entry to treated areas that is permitted under the Worker Protection Standard and that involves contact with anything that has been treated, such as plants, soil, or water, is:

- Coveralls
- Chemical-resistant gloves made of barrier laminate or Viton ≥14 mils
- Shoes plus socks

### NON-AGRICULTURAL USE REQUIREMENTS

The requirements in this box apply to uses of this product that are NOT within the scope of the Worker Protection Standard for agricultural pesticides (40 CFR Part 170). The WPS applies when this product is used to produce agricultural plants on farms, forests, nurseries, or greenhouses.

**DO NOT** treat areas while unprotected humans or domestic animals are present in the treatment areas. **DO NOT** allow entry into treated areas without protective clothing until sprays have dried.

Written or oral warnings must be given to workers who are expected to be in a treated area or in an area about to be treated with this product. When oral warnings are given, warnings shall be given in a language customarily understood by workers. Oral warnings must be given if there is reason to believe that written warnings cannot be understood by workers. Warnings must include the following information:

CAUTION: Area treated with this product on (date of application). **DO NOT** enter without appropriate protective clothing until sprays have dried. In case of accidental exposure to pesticide spray, wash the skin thoroughly with soap and water. Remove contaminated clothing and wash before reuse. If in eyes, flush with plenty of water. If irritation persists, get medical attention.

**Sale, use and distribution of this product in Nassau and Suffolk Counties in New York is prohibited.**

### PRODUCT INFORMATION

Stockade™ Herbicide is an herbicide for post-emergence use on labeled crops, fallow land, listed non-crop areas, and labeled non-bearing crops that provides control of annual and perennial grass weeds. Stockade™ Herbicide provides effective control of grass weeds in conventional tillage, minimum tillage, and no-till plantings. Stockade™ Herbicide will not control broadleaf weeds or sedges. Stockade™ Herbicide is a systemic herbicide which travels from the treated foliage down into the shoots, roots, rhizomes, stolons, and growing points of treated weeds. Stockade™ Herbicide is rainfast 1 hour following application.

For optimum performance, thorough coverage of all weed plant foliage is important, as well as, treating young, actively-growing weeds that are free from stress induced by the following: moisture, temperature, low soil fertility, mechanical means, or chemical injury. Evidence of control is shown when treated grass weeds stop growing soon after application, there is loss of vigor, yellowing and/or reddening, and eventual death of treated grasses. These typical signs are usually seen within 7 days following treatment, but timing may vary based on grass weed species and environmental conditions.

#### USE RESTRICTIONS:

- **DO NOT** cultivate treated grasses 7 days before or 7 days following application of Stockade™ Herbicide as this may lead to reduced weed control. Cultivation 14 to 21 days following application of Stockade™ Herbicide may help with weed control.
- **DO NOT** plant rotational grass crops including corn, sorghum, and cereals within 60 days of last application of Stockade™ Herbicide or crop injury may result.
- Avoid drift to all other crops and non-target areas. Grass crops are highly sensitive to Stockade™ Herbicide.
- **DO NOT** make application to grasses that are under stress caused by moisture, temperature, low soil fertility, mechanical or chemical injury.
- **DO NOT** make application to grasses that have tillered, formed seed heads, or outside of listed growth stages.
- **DO NOT** make application of Stockade™ Herbicide if rainfall is expected within 1 hour of application.
- **DO NOT** plant rotational crops not listed on the label within 30 days after the last application of Stockade™ Herbicide.
- **DO NOT** apply more than 1.125 pounds of fluazifop-p-butyl per acre per year.
- For applications made by mechanically-pressurized handgun, a minimum volume of 55 gallons spray solution must be used per acre.
- For applications made by mechanically-pressurized handgun **DO NOT** exceed a maximum concentration of 0.01 pounds active ingredient per gallon application solution.

## WEED RESISTANCE MANAGEMENT

Stockade™ Herbicide contains the active ingredient fluzafop-p-butyl which is classified as a Group 1A herbicide (aryloxyphenoxy-propionate ('FOPs' chemical family) and is an acetyl CoA Carboxylase (ACCase) inhibitor.

Herbicide resistance is defined as the inherited ability of a plant to survive and reproduce following exposure to a dose of herbicide normally lethal to the wild type. In a plant, resistance may be naturally occurring or induced by such techniques as genetic engineering or selection of variants produced by tissue culture or mutagenesis. Any weed population may contain or develop plants that are naturally resistant to Stockade™ Herbicide and other Group 1A herbicides. Weed species with acquired resistance to Group 1A herbicides may eventually dominate the weed population if Group 1A herbicides are used repeatedly in the same field or in successive years as the primary method of control for targeted species. This may result in partial or total loss of control of those species by Stockade™ Herbicide or other Group 1A herbicides.

For resistance management, Stockade™ Herbicide is a Group 1A herbicide. Any weed population may contain or develop plants naturally resistant to Stockade™ Herbicide and other Group 1A herbicides. The resistant biotypes may dominate the weed population if these herbicides are used repeatedly in the same field. Appropriate resistance management strategies must be followed.

See specific crop use directions for maximum single application rate, annual maximum number of applications and amount of active ingredient.

To delay herbicide resistance, take one or more of the following steps:

- Rotate the use of Stockade™ Herbicide or other Group 1A herbicides within a growing season sequence or among growing seasons with different herbicide groups that control the same weeds in a field.
- Use tank mixtures with herbicides from a different group if such use is permitted; where information on resistance in target weed species is available, use the less resistance-prone partner at a rate that will control the target weed(s) equally as well as the more resistance-prone partner. Consult your local extension service or certified crop advisor if you are unsure as to which active ingredient is currently less prone to resistance.
- Adopt an integrated weed-management program for herbicide use that includes scouting and uses historical information related to herbicide use and crop rotation, and that considers tillage (or other mechanical control methods), cultural (e.g., higher crop seeding rates, precision fertilizer application method and timing to favor the crop and not the weeds), biological (weed-competitive crops or varieties) and other management practices.
- Scout before and after herbicide application to monitor weed populations for early signs of resistance development. Indicators of possible herbicide resistance include: (1) failure to control a weed species normally controlled by the herbicide at the dose applied, especially if control is achieved on adjacent weeds; (2) a spreading patch of non-controlled plants of a particular weed species; (3) surviving plants mixed with controlled individuals of the same species.

If resistance is suspected, prevent weed seed production in the affected area by an alternative herbicide from a different group or by a mechanical method including hoeing or tillage. Prevent movement of resistant weed seeds to other fields by cleaning harvesting and tillage equipment when moving between fields, and planting clean seed.

If a weed pest population continues to progress after treatment with Stockade™ Herbicide, discontinue use of Stockade™ Herbicide, and switch to another management strategy or herbicide with a different mode of action, if available.

Contact your local extension specialist or certified crop advisors for additional pesticide resistance-management and/or integrated weed-management recommendations for specific crops and weed biotypes.

For further information or to report suspected resistance, contact your local Aceto Life Sciences, L.L.C. representative at [Aceto@aceto.com](mailto:Aceto@aceto.com) or (516) 627-6000.

## MANDATORY SPRAY DRIFT MANAGEMENT

### Aerial Applications

- **DO NOT** release spray at a height greater than 10 ft above the ground or vegetative canopy, unless a greater application height is necessary for pilot safety.
- Applicators are required to use a Medium or coarser droplet size (ASABE S572.I).
- If the wind speed is 10 miles per hour or less, applicators must use ½ swath displacement upwind at the downwind edge of the field. When the wind speed is between 11-15 miles per hour, applicators must use ¾ swath displacement upwind at the downwind edge of the field.
- **DO NOT** apply when wind speeds exceed 15 mph at the application site. If the wind speed is greater than 10 mph, the boom length must be 65% or less of the wingspan for fixed wing aircraft and 75% or less of the rotor diameter for helicopters. Otherwise, the boom length must be 75% or less of the wingspan for fixed-wing aircraft and 90% or less of the rotor diameter for helicopters
- **DO NOT** apply during temperature inversions.

### Ground Boom Applications:

- User must only apply with the release height recommended by the manufacturer, but no more than 4 feet above the ground or crop canopy.
- Applicators are required to use a Medium or coarser droplet size (ASABE S572.I).
- **DO NOT** apply when wind speeds exceed 15 miles per hour at the application site.
- **DO NOT** apply during temperature inversions.

## SPRAY DRIFT ADVISORIES

**THE APPLICATOR IS RESPONSIBLE FOR AVOIDING OFF-SITE SPRAY DRIFT.  
BE AWARE OF NEARBY NON-TARGET SITES AND ENVIRONMENTAL CONDITIONS.**

### IMPORTANCE OF DROPLET SIZE

An effective way to reduce spray drift is to apply large droplets. Use the largest droplets that provide target pest control. While applying larger droplets will reduce spray drift, the potential for drift will be greater if applications are made improperly or under unfavorable environmental conditions.

#### Controlling Droplet Size – Ground Boom

- **Volume** - Increasing the spray volume so that larger droplets are produced will reduce spray drift. Use the highest practical spray volume for the application. If a greater spray volume is needed, consider using a nozzle with a higher flow rate.
- **Pressure** - Use the lowest spray pressure specified for the nozzle to produce the target spray volume and droplet size.
- **Spray Nozzle** - Use a spray nozzle that is designed for the intended application. Consider using nozzles designed to reduce drift.

#### Controlling Droplet Size – Aircraft

- **Adjust Nozzles** - Follow nozzle manufacturer's directions for setting up nozzles. Generally, to reduce fine droplets, nozzles must be oriented parallel with the airflow in flight.

#### BOOM HEIGHT – Ground Boom

For ground equipment, the boom must remain level with the crop and have minimal bounce.

#### RELEASE HEIGHT – Aircraft

Higher release heights increase the potential for spray drift.

#### SHIELDED SPRAYERS

Shielding the boom or individual nozzles can reduce spray drift. Consider using shielded sprayers. Verify that the shields are not interfering with the uniform deposition of the spray on the target area.

#### TEMPERATURE AND HUMIDITY

When making applications in hot and dry conditions, use larger droplets to reduce effects of evaporation.

#### TEMPERATURE INVERSIONS

Drift potential is high during a temperature inversion. Temperature inversions are characterized by increasing temperature with altitude and are common on nights with limited cloud cover and light to no wind. The presence of an inversion can be indicated by ground fog or by the movement of smoke from a ground source or an aircraft smoke generator. Smoke that layers and moves laterally in a concentrated cloud (under low wind conditions) indicates an inversion, while smoke that moves upward and rapidly dissipates indicates good vertical air mixing. Avoid applications during temperature inversions.

#### WIND

Drift potential generally increases with wind speed. AVOID APPLICATIONS DURING GUSTY WIND CONDITIONS. Applicators need to be familiar with local wind patterns and terrain that could affect spray drift.

#### Handheld Technology Applications:

- Take precautions to minimize spray drift

## APPLICATION DIRECTIONS

Make application to grass weeds that are actively growing using the listed label use rate and the labeled growth stage. In a mixed grass weed population, make application when the first grass weed species reaches the specified growth stage for treatment. Use the highest labeled use rate for grasses in that population. When irrigation is used as part of normal cropping practice, best results are usually seen when application of Stockade™ Herbicide is made within 7 days after irrigation. Optimal perennial grass control can be obtained if rhizomes or stolons are cut up by pre-plant mechanical means (discing, plowing, etc.) to stimulate emergence of grasses.

**Stockade™ Herbicide Rate Conversion Table**

Fl. Oz. Product per Acre	Lb. A.I. Fluzifop-p-butyl per Acre
4	0.063
6	0.094
8	0.125
10	0.156
12	0.188
16	0.250
24	0.375
30	0.469
32	0.500
48	0.750
72	1.125

#### TANK MIX PARTNERS

Applications of Stockade™ Herbicide may be made in tank mix combination with other pesticides. See the specific crop sections on this label for tank mixing directions.

**It is the pesticide user's responsibility to ensure that all products used in tank mix combination are registered for the intended use. Read and follow the applicable restrictions and limitations and directions for use on all product labels involved in tank mixing. Users must follow the most restrictive directions for use and precautionary statements of each product in the tank mixture.**

#### APPLICATION TIMING

Optimal control is seen when application of Stockade™ Herbicide is made to grass weeds that are actively growing and before they exceed the listed growth stages. Consult the grass weed tables for specific directions on weed growth stages.

#### SPRAY ADDITIVES

A spray mixture may only include spray additives cleared for use on growing crops under 40 CFR 180.1001.

Always add one of the following during tank mixing:

- **Crop Oil Concentrate** – For ground applications, a non-phytotoxic crop oil concentrate or once-refined vegetable oil concentrate containing 15 - 20% approved emulsifier, at 0.5 - 1% v/v (0.5 - 1 gal./100 gals.) in the finished spray volume. For aerial applications, a crop oil concentrate (COC) at 1 pt. per acre.
- **Nonionic Surfactant** – for ground application, a nonionic surfactant containing at least 75% surface-active agent, at 0.25 - 0.5% v/v (1 - 2 qts./100 gals.) in the finished spray volume. For aerial application, add surfactant at 1 pt. per acre.
- **Other Adjuvants** – Other adjuvants than those listed above may be used if the product meets the below criteria:
  - Contains only EPA exempt ingredients.
  - Does not cause phytotoxicity to the target crop.
  - Is compatible in the tank mixture.
  - Is supported for use locally with Stockade™ Herbicide on the specified crop with proven field trials and/or through university and Cooperative Extension guidance.

**Soybeans Only:** In addition to crop oil concentrate or nonionic surfactant, a water soluble liquid nitrogen fertilizer (28% or similar) can be added to the mixture at a rate of 1 gal. per acre. **DO NOT** substitute the liquid nitrogen fertilizer for crop oil concentrate or nonionic surfactant in the spray mixture.

Water soluble diammonium phosphate (aqueous ammonium polyphosphate) frequently sold as 10-34-0, can be added to the mixture at a rate of 2 pts. per acre. **DO NOT** substitute diammonium phosphate for crop oil concentrate or nonionic surfactant in the mixture.

Mix Stockade™ Herbicide and crop oil concentrate or nonionic surfactant with water according to the amounts shown in Table 1. Spray to obtain complete coverage, but **DO NOT** spray to runoff. If necessary, repeat application can be made according to label directions. Refer to the **CROPSPECIFIC RESTRICTIONS** section for maximum yearly application rate.

**Table 1. Spot Spray Mixing Directions**

To Make This Spray Volume	Add These Amounts			
	Stockade™ Herbicide	Crop Vegetable Oil Concentrate	or	Nonionic Surfactant
1 gal.	0.75 fl. oz.	1.5 fl. oz.	or	0.5 fl. oz.
10 gals.	6.5 fl. oz.	13 fl. oz.	or	3 fl. oz.
25 gals.	0.5 qt.	1 qt.	or	0.5 pt.
50 gals.	1 qt.	2 qts.	or	1 pt.

#### MIXING ORDER

Use clean water for spray mixture preparation. **DO NOT** use water that contains rinsate from a previous spray, even at low concentrations, this may reduce grass weed control.

1. Fill the spray tank with ½ of the required of water.
2. Start and maintain agitation through addition of all ingredients.
3. Add dry pesticide formulations.
4. Next, add Stockade™ Herbicide and then other EC formulations.
5. Next, add other liquid pesticide formulations.
6. Then, add spray adjuvant and fertilizer (if used).
7. Finally, add the remaining water.
8. Continue agitation throughout the spray application.

#### Use Precautions:

Tank mixtures of Stockade™ Herbicide with pesticides, liquid fertilizers or additives not listed on this label may result in adverse crop injury and/or grass control that is not satisfactory.

Sequential applications with herbicides, except as specified on this label, within 5 days prior to or after Stockade™ Herbicide treatment may result in adverse crop injury and/or grass control that is not satisfactory.

Thoroughly clean spray tank with clean water and a commercial tank cleaner prior to and after each use.

## GROUND APPLICATION

Use sufficient spray volume to ensure full coverage of target weeds. Make application in 5 - 40 gals. per acre of spray. Use a minimum of 20 gals. per acre for instances where weed foliage is dense to ensure complete coverage.

## BAND APPLICATIONS

Complete weed coverage is important for control. Optimal coverage is obtained with a minimum of 2 nozzles, 1 directed to each side of the planted row. **DO NOT** make application of Stockade™ Herbicide with a single nozzle directed over the top of the row. Cultivation of untreated areas may be necessary after band applications.

To reduce dust in the spray area, when making band applications and cultivating in the same operation, position nozzles ahead of the cultivation equipment. Dust can reduce weed coverage, and thus reduce weed control.

Calculate the amount of herbicide and water volume needed for band treatment by the following formulas:

$$\frac{\text{Band Width in Inches}}{\text{Row Width in inches}} \times \text{Broadcast Rate per acre} = \text{Band Herbicide Rate per acre}$$

$$\frac{\text{Band Width in Inches}}{\text{Row Width in inches}} \times \text{Broadcast Volume per acre} = \text{Band Herbicide Volume per acre}$$

**DO NOT** make band applications to perennial grasses as reinfestation of the treated band from the untreated middle may occur.

## AERIAL APPLICATION

Use sufficient spray volume to ensure complete coverage of target grasses. Make application in a minimum of 5 gals. per acre. Use a minimum of 10 gals. per acre for instances where weed foliage is dense to ensure complete coverage. Add 1 pt. per acre of crop oil concentrate or nonionic surfactant in the spray mixture.

## CHEMIGATION

**Sprinkler Irrigation Application:** Make application of Stockade™ Herbicide at labeled rates and timing directed in this label. **DO NOT** use adjuvants as labeled in conventional applications. Consult your local Cooperative Extension Office or other local experts for directions on adjuvant or diluent types, rates and mixing instructions for the appropriate directions. These directions need to be shown, through university, Cooperative Extension or local expert field trials, to be effective and safe with Stockade™ Herbicide when applied by chemigation.

Check the irrigation system to ensure uniform application of water to all areas. Thorough coverage of foliage is required for good control. Maintain agitation in the spray tank before and during the entire application.

Make application of Stockade™ Herbicide by injecting the listed use rate into the irrigation system using a metering device for a constant flow and to distribute the product to the target areas in 0.1 - 0.2 acre-inch of water. Use the least amount of water required for proper distribution and coverage. Inject the product into the main irrigation line ahead of any right angle turn in the line to ensure adequate dispersion or mixing in the irrigation water. Flush the entire irrigation and injection system with clean water after the application is completed and then stop the system.

Additionally, if application is made during a normal irrigation set of a stationary sprinkler, inject the listed use rate of Stockade™ Herbicide for the area covered into the system only during the end of the irrigation set for sufficient time to provide adequate coverage and product distribution.

### Use Precautions – Sprinkler Irrigation Application

- Non-uniform distribution of treated water can lead to adverse crop response, lack of efficacy, or illegal residues in the crop.
- Questions about calibration must be directed to local Cooperative Extension Specialists, equipment manufacturers or other experts.
- A person knowledgeable of the chemigation system and responsible for its operation or under the supervision of the responsible person, must shut the system down and make necessary adjustments if the need arises.

### Use Restrictions – Sprinkler Irrigation Application

- **DO NOT** apply Stockade™ Herbicide through any other type of irrigation system.
- **DO NOT** apply Stockade™ Herbicide through an irrigation system connected to a public water system. Public water system means a system for the provision to the public of piped water for human consumption if such system has at least 15 service connections or regularly serves an average of at least 25 individuals daily at least 60 days out of the year.
- The irrigation system must contain a functional check valve, vacuum relief valve, and low pressure drain appropriately located on the irrigation pipeline to prevent water source contamination from back-flow.
- The pesticide injection pipeline must contain a functional, automatic, quick-closing check valve to prevent the flow of fluid back toward the injection pump.
- The pesticide injection pipeline must also contain a functional, normally closed, solenoid-operated valve located on the intake side of the injection pump and connected to the system interlock to prevent fluid from being withdrawn from the supply tank when the irrigation system is either automatically or manually shut down.
- The irrigation system must contain functional interlocking controls to automatically shut off the pesticide injection pump when the water pump motor stops.
- The irrigation line or water pump must include a functional pressure switch which will stop the water pump motor when pressure decreases to the point where pesticide distribution is adversely affected.
- Systems must use a metering pump, such as a positive displacement injection pump (e.g., diaphragm pump) effectively designed and constructed of materials that are compatible with pesticides and are capable of being fitted with a system interlock.
- Any alternatives to the above required safety devices must conform to the list of EPA approved alternative devices.
- **DO NOT** apply when wind speed favors drift beyond the area intended for treatment or non-uniform distribution of treated water.

**CROP SPECIFIC RESTRICTIONS**

<b>Crop</b>	<b>Use Restrictions</b>
<b>Apricots, Cherries, Nectarines, Peaches, Plums, and Prunes</b>	<ul style="list-style-type: none"> <li>• <b>DO NOT</b> exceed a total of 72 fl. oz. of Stockade™ Herbicide per acre (1.125 lbs. a.i. fluzifop-p-butyl/A) per year.</li> <li>• <b>DO NOT</b> exceed 24 fl. oz. of Stockade™ Herbicide per acre (0.375 lb. a.i. fluzifop-p-butyl/A) per application.</li> <li>• <b>DO NOT</b> exceed 3 applications per year.</li> <li>• Retreatment Interval: minimum 21 days between applications.</li> <li>• Pre-Harvest Interval (PHI): 14 days</li> <li>• <b>DO NOT</b> graze animals in treated areas.</li> </ul>
<b>Asparagus</b> (All states except California and Arizona)	<ul style="list-style-type: none"> <li>• <b>DO NOT</b> exceed a total of 48 fl. oz. of Stockade™ Herbicide per acre (0.750 lb. a.i. fluzifop-p-butyl/A) per year to bearing asparagus.</li> <li>• <b>DO NOT</b> exceed 24 fl. oz. of Stockade™ Herbicide per acre (0.375 lb. a.i. fluzifop-p-butyl/A) per application.</li> <li>• <b>DO NOT</b> exceed 2 applications per year.</li> <li>• Retreatment Interval: minimum of 14 days between applications.</li> <li>• Pre-Harvest Interval (PHI): 1 day</li> </ul>
<b>Asparagus</b> (California only)	<ul style="list-style-type: none"> <li>• <b>DO NOT</b> exceed a total of 24 fl. oz. of Stockade™ Herbicide per acre (0.375 lb. a.i. fluzifop-p-butyl/A) per year to bearing asparagus.</li> <li>• <b>DO NOT</b> exceed 12 fl. oz. of Stockade™ Herbicide per acre (0.188 lb. a.i. fluzifop-p-butyl/A) per application.</li> <li>• <b>DO NOT</b> exceed 2 applications per year.</li> <li>• Retreatment Interval: minimum of 21 days between applications.</li> <li>• Pre-Harvest Interval (PHI): 1 day</li> </ul>
<b>Bananas and Plantains</b>	<ul style="list-style-type: none"> <li>• <b>DO NOT</b> exceed a total of 72 fl. oz. of Stockade™ Herbicide per acre (1.125 lbs. a.i. fluzifop-p-butyl/A) per year.</li> <li>• <b>DO NOT</b> exceed 24 fl. oz. of Stockade™ Herbicide per acre (0.375 lb. a.i. fluzifop-p-butyl/A) per application.</li> <li>• <b>DO NOT</b> exceed 3 applications per year.</li> <li>• Retreatment Interval: minimum of 30 days between applications.</li> <li>• Pre-Harvest Interval (PHI): 0 days</li> </ul>
<b>Blueberry, Lowbush</b> As well as lingonberry; currant, native	<ul style="list-style-type: none"> <li>• <b>DO NOT</b> exceed a total of 48 fl. oz. of Stockade™ Herbicide per acre (0.750 lb. a.i. fluzifop-p-butyl/A) per year.</li> <li>• <b>DO NOT</b> exceed 24 fl. oz. of Stockade™ Herbicide per acre (0.375 lb. a.i. fluzifop-p-butyl/A) per application.</li> <li>• <b>DO NOT</b> exceed 2 applications per year.</li> <li>• Retreatment Interval: minimum of 14 days between applications.</li> <li>• Pre-Harvest Interval (PHI): Make application during the non-bearing year or during the year of establishment with the last application no later than 10 months before harvest.</li> </ul>
<b>Bushberry Subgroup 13-07B</b> As well as Aronia berry; blueberry, highbush; buffalo currant; Chilean guava; cranberry, highbush; currant, black; currant, red; elderberry; European barberry; gooseberry; honeysuckle, edible; huckleberry; jostaberry; Juneberry (Saskatoon berry); salal; sea buckthorn; and cultivars, varieties, and/or hybrids of these	<ul style="list-style-type: none"> <li>• <b>DO NOT</b> exceed a total of 48 fl. oz. of Stockade™ Herbicide per acre (0.750 lb. a.i. fluzifop-p-butyl/A) per year.</li> <li>• <b>DO NOT</b> exceed 24 fl. oz. of Stockade™ Herbicide per acre (0.375 lb. a.i. fluzifop-p-butyl/A) per application.</li> <li>• <b>DO NOT</b> exceed 2 applications per year.</li> <li>• Retreatment Interval: minimum of 14 days between applications.</li> <li>• Pre-Harvest Interval (PHI): 1 day</li> </ul>
<b>Caneberry Subgroup 13-07A</b> Blackberry; loganberry; raspberry, black and red; wild raspberry; cultivars, varieties, and/or hybrids of these	<ul style="list-style-type: none"> <li>• <b>DO NOT</b> exceed a total of 48 fl. oz. of Stockade™ Herbicide per acre (0.750 lb. a.i. fluzifop-p-butyl/A) per year.</li> <li>• <b>DO NOT</b> exceed 24 fl. oz. of Stockade™ Herbicide per acre (0.375 lb. a.i. fluzifop-p-butyl/A) per application.</li> <li>• <b>DO NOT</b> exceed 2 applications per year.</li> <li>• Retreatment Interval: minimum of 14 days between applications.</li> <li>• Pre-Harvest Interval (PHI): 1 day</li> </ul>

*(continued)*



**CROP SPECIFIC RESTRICTIONS (cont.)**

Crop	Use Restrictions
<b>Carrots</b> Including seed carrots	<ul style="list-style-type: none"> <li>• <b>DO NOT</b> exceed a total of 48 fl. oz. of Stockade™ Herbicide per acre (0.750 lb. a.i. fluzifop-p-butyl/A) per year.</li> <li>• <b>DO NOT</b> exceed 24 fl. oz. of Stockade™ Herbicide per acre (0.375 lb. a.i. fluzifop-p-butyl/A) per application.</li> <li>• <b>DO NOT</b> exceed 2 applications per year.</li> <li>• Retreatment Interval: minimum of 14 days between applications.</li> <li>• Pre-Harvest Interval (PHI): 45 days</li> </ul>
<b>Citrus Fruits Group 10</b> Calamondin; citrus citron; citrus hybrids (including chironja, tangelo, tangor); grapefruit; kumquat; lemon, lime; mandarin (tangerine); orange, sour; orange, sweet; pummelo; Satsuma mandarin	<ul style="list-style-type: none"> <li>• <b>DO NOT</b> exceed a total of 72 fl. oz. of Stockade™ Herbicide per acre (1.125 lbs. a.i. fluzifop-p-butyl/A) per year.</li> <li>• <b>DO NOT</b> exceed 24 fl. oz. of Stockade™ Herbicide per acre (0.375 lb. a.i. fluzifop-p-butyl/A) per application.</li> <li>• <b>DO NOT</b> exceed 3 applications per year.</li> <li>• Retreatment Interval: minimum of 21 days between applications.</li> <li>• Pre-Harvest Interval (PHI): 14 days</li> </ul>
<b>Coffee</b> (Hawaii only)	<ul style="list-style-type: none"> <li>• <b>DO NOT</b> exceed a total of 48 fl. oz. of Stockade™ Herbicide per acre (0.750 lb. a.i. fluzifop-p-butyl/A) per year.</li> <li>• <b>DO NOT</b> exceed 24 fl. oz. of Stockade™ Herbicide per acre (0.375 lb. a.i. fluzifop-p-butyl/A) per application.</li> <li>• <b>DO NOT</b> exceed 2 applications per year.</li> <li>• Retreatment Interval: minimum of 14 days between applications.</li> <li>• Pre-Harvest Interval (PHI): 1 day</li> </ul>
<b>Cotton</b>	<ul style="list-style-type: none"> <li>• <b>DO NOT</b> exceed a total of 48 fl. oz. of Stockade™ Herbicide per acre (0.750 lb. a.i. fluzifop-p-butyl/A) per year.</li> <li>• <b>DO NOT</b> exceed 24 fl. oz. of Stockade™ Herbicide per acre (0.375 lb. a.i. fluzifop-p-butyl/A) per application.</li> <li>• <b>DO NOT</b> exceed 2 applications per year.</li> <li>• Retreatment Interval: minimum of 14 days between applications.</li> <li>• <b>DO NOT</b> apply to cotton after boll set.</li> <li>• Pre-Harvest Interval (PHI): 90 days</li> <li>• <b>DO NOT</b> graze or harvest for forage or hay.</li> </ul>
<b>Dry Beans</b>	<ul style="list-style-type: none"> <li>• <b>DO NOT</b> exceed a total of 48 fl. oz. of Stockade™ Herbicide per acre (0.750 lb. a.i. fluzifop-p-butyl/A) per year.</li> <li>• <b>DO NOT</b> exceed 24 fl. oz. of Stockade™ Herbicide per acre (0.375 lb. a.i. fluzifop-p-butyl/A) per application.</li> <li>• <b>DO NOT</b> exceed 2 applications per year.</li> <li>• Retreatment Interval: minimum of 14 days between applications.</li> <li>• Pre-Harvest Interval (PHI): 60 days</li> <li>• <b>DO NOT</b> apply to cowpeas.</li> </ul>
<b>Fine Fescue Grasses Grown For Seed</b> (Idaho, Oregon, and Washington only)	<ul style="list-style-type: none"> <li>• <b>DO NOT</b> exceed a total of 48 fl. oz. of Stockade™ Herbicide per acre (0.750 lb. a.i. fluzifop-p-butyl/A) per year.</li> <li>• <b>DO NOT</b> exceed 16 fl. oz. of Stockade™ Herbicide per acre (0.250 lb. a.i. fluzifop-p-butyl/A) per application.</li> <li>• <b>DO NOT</b> exceed 3 applications per year.</li> <li>• Retreatment Interval: minimum of 14 days between applications.</li> <li>• Pre-Harvest Interval (PHI): 14 days</li> </ul>
<b>Lettuce, Leaf and Head</b>	<ul style="list-style-type: none"> <li>• <b>DO NOT</b> exceed a total of 48 fl. oz. of Stockade™ Herbicide per acre (0.750 lb. a.i. fluzifop-p-butyl/A) per year.</li> <li>• <b>DO NOT</b> exceed 24 fl. oz. of Stockade™ Herbicide per acre (0.375 lb. a.i. fluzifop-p-butyl/A) per application.</li> <li>• <b>DO NOT</b> exceed 2 applications per year.</li> <li>• Retreatment Interval: minimum of 14 days between applications.</li> <li>• Pre-Harvest Interval (PHI): 14 days</li> </ul>

*(continued)*

**CROP SPECIFIC RESTRICTIONS (cont.)**

Crop	Use Restrictions
<p><b>Macadamia Nuts</b></p>	<ul style="list-style-type: none"> <li>• <b>DO NOT</b> exceed a total of 48 fl. oz. of Stockade™ Herbicide per acre (0.750 lb. a.i. fluzifop-p-butyl/A) per year.</li> <li>• <b>DO NOT</b> exceed 24 fl. oz. of Stockade™ Herbicide per acre (0.375 lb. a.i. fluzifop-p-butyl/A) per application.</li> <li>• <b>DO NOT</b> exceed 2 applications per year.</li> <li>• Retreatment Interval: minimum of 21 days between applications.</li> <li>• Pre-Harvest Interval (PHI): 1 day</li> <li>• <b>DO NOT</b> graze animals in treated area or feed cover crops of treated macadamia groves to livestock.</li> </ul>
<p><b>Onion, Bulb Subgroup 3-07A</b> Daylily, bulb; fritillaria, bulb; garlic, bulb; garlic, great-headed, bulb; garlic, serpent, bulb; lily, bulb; onion, bulb; onion, Chinese, bulb; onion, pearl; onion, potato, bulb; shallot, bulb; cultivars, varieties, and/or hybrids of these</p>	<ul style="list-style-type: none"> <li>• <b>DO NOT</b> exceed a total of 48 fl. oz. of Stockade™ Herbicide per acre (0.750 lb. a.i. fluzifop-p-butyl/A) per year.</li> <li>• <b>DO NOT</b> exceed 24 fl. oz. of Stockade™ Herbicide per acre (0.375 lb. a.i. fluzifop-p-butyl/A) per application.</li> <li>• <b>DO NOT</b> exceed 2 applications per year.</li> <li>• Retreatment Interval: minimum of 14 days between applications.</li> <li>• Pre-Harvest Interval (PHI): 45 days</li> </ul>
<p><b>Onion, Green</b></p>	<ul style="list-style-type: none"> <li>• <b>DO NOT</b> exceed a total of 48 fl. oz. of Stockade™ Herbicide per acre (0.750 lb. a.i. fluzifop-p-butyl/A) per year.</li> <li>• <b>DO NOT</b> exceed 24 fl. oz. of Stockade™ Herbicide per acre (0.375 lb. a.i. fluzifop-p-butyl/A) per application.</li> <li>• <b>DO NOT</b> exceed 2 applications per year.</li> <li>• Retreatment Interval: minimum of 14 days between applications.</li> <li>• Pre-Harvest Interval (PHI): 14 days</li> </ul>
<p><b>Peanuts</b></p>	<ul style="list-style-type: none"> <li>• <b>DO NOT</b> exceed a total of 48 fl. oz. of Stockade™ Herbicide per acre (0.750 lb. a.i. fluzifop-p-butyl/A) per year.</li> <li>• <b>DO NOT</b> exceed 24 fl. oz. of Stockade™ Herbicide per acre (0.375 lb. a.i. fluzifop-p-butyl/A) per application.</li> <li>• <b>DO NOT</b> exceed 2 applications per year.</li> <li>• Retreatment Interval: minimum of 14 days between applications.</li> <li>• <b>DO NOT</b> feed green immature growing plants to livestock or harvest for livestock feed.</li> <li>• Pre-Harvest Interval (PHI): 40 days</li> </ul>
<p><b>Pecans</b></p>	<ul style="list-style-type: none"> <li>• <b>DO NOT</b> exceed a total of 72 fl. oz. of Stockade™ Herbicide per acre (1.125 lbs. a.i. fluzifop-p-butyl/A) per year.</li> <li>• <b>DO NOT</b> exceed 24 fl. oz. of Stockade™ Herbicide per acre (0.375 lb. a.i. fluzifop-p-butyl/A) per application.</li> <li>• <b>DO NOT</b> exceed 3 applications per year.</li> <li>• Retreatment Interval: minimum of 14 days between applications.</li> <li>• Pre-Harvest Interval (PHI): 30 days</li> <li>• <b>DO NOT</b> graze animals in treated areas.</li> </ul>
<p><b>Rhubarb</b></p>	<ul style="list-style-type: none"> <li>• <b>DO NOT</b> exceed a total of 32 fl. oz. of Stockade™ Herbicide per acre (0.500 lb. a.i. fluzifop-p-butyl/A) per year.</li> <li>• <b>DO NOT</b> exceed 16 fl. oz. of Stockade™ Herbicide per acre (0.250 lb. a.i. fluzifop-p-butyl/A) per application.</li> <li>• <b>DO NOT</b> exceed 2 applications per year.</li> <li>• Retreatment Interval: minimum of 14 days between applications.</li> <li>• Pre-Harvest Interval (PHI): 14 days</li> </ul>
<p><b>Small Fruit Vine Climbing Subgroup 13-07F</b> (Except Fuzzy Kiwifruit) Amur river grape; gooseberry; grape; kiwifruit, hardy; maypop; schisandra berry; cultivars, varieties, and/or hybrids of these</p>	<ul style="list-style-type: none"> <li>• <b>DO NOT</b> exceed a total of 72 fl. oz. of Stockade™ Herbicide per acre (1.125 lbs. a.i. fluzifop-p-butyl/A) per year.</li> <li>• <b>DO NOT</b> exceed 24 fl. oz. of Stockade™ Herbicide per acre (0.375 lb. a.i. fluzifop-p-butyl/A) per application.</li> <li>• <b>DO NOT</b> exceed 3 applications per year.</li> <li>• Retreatment Interval: minimum of 14 days between applications.</li> <li>• Pre-Harvest Interval (PHI): 50 days</li> </ul>

*(continued)*

**CROP SPECIFIC RESTRICTIONS (cont.)**

<b>Crop</b>	<b>Use Restrictions</b>
<b>Soybeans</b>	<ul style="list-style-type: none"> <li>• <b>DO NOT</b> exceed a total of 30 fl. oz. of Stockade™ Herbicide per acre (0.469 lb. a.i. fluzifop-p-butyl/A) per year.</li> <li>• <b>DO NOT</b> exceed 24 fl. oz. of Stockade™ Herbicide per acre (0.375 lb. a.i. fluzifop-p-butyl/A) per application.</li> <li>• <b>DO NOT</b> exceed 24 fl. oz. of Stockade™ Herbicide per acre (0.375 lb. a.i. fluzifop-p-butyl/A) pre-bloom (up to V5 growth stage).</li> <li>• <b>DO NOT</b> exceed 6 fl. oz. of Stockade™ Herbicide per acre (0.094 lb. a.i. fluzifop-p-butyl/A) at or after bloom (R1 growth stage or later).</li> <li>• <b>DO NOT</b> exceed 3 applications per year.</li> <li>• Retreatment Interval: minimum of 14 days between applications.</li> <li>• Pre-Harvest Interval (PHI): 60 days</li> </ul>
<b>Strawberry</b>	<ul style="list-style-type: none"> <li>• <b>DO NOT</b> exceed a total of 16 fl. oz. of Stockade™ Herbicide per acre (0.250 lb. a.i. fluzifop-p-butyl/A) per year.</li> <li>• <b>DO NOT</b> exceed 16 fl. oz. of Stockade™ Herbicide per acre (0.250 lb. a.i. fluzifop-p-butyl/A) per application.</li> <li>• <b>DO NOT</b> exceed 1 application per year.</li> <li>• Pre-Harvest Interval (PHI): 14 days</li> </ul>
<b>Sugar Beets</b>	<ul style="list-style-type: none"> <li>• <b>DO NOT</b> exceed a total of 48 fl. oz. of Stockade™ Herbicide per acre (0.750 lb. a.i. fluzifop-p-butyl/A) per year.</li> <li>• <b>DO NOT</b> exceed 24 fl. oz. of Stockade™ Herbicide per acre (0.375 lb. a.i. fluzifop-p-butyl/A) per application.</li> <li>• <b>DO NOT</b> exceed 2 applications per year.</li> <li>• Retreatment Interval: minimum of 14 days between applications.</li> <li>• Pre-Harvest Interval (PHI): 90 days</li> </ul>
<b>Tabasco Peppers</b> (Louisiana only)	<ul style="list-style-type: none"> <li>• <b>DO NOT</b> exceed a total of 48 fl. oz. of Stockade™ Herbicide per acre (0.750 lb. a.i. fluzifop-p-butyl/A) per year.</li> <li>• <b>DO NOT</b> exceed 24 fl. oz. of Stockade™ Herbicide per acre (0.375 lb. a.i. fluzifop-p-butyl/A) per application.</li> <li>• <b>DO NOT</b> exceed 2 applications per year.</li> <li>• Retreatment Interval: minimum of 14 days between applications.</li> <li>• Pre-Harvest Interval (PHI): 45 days</li> </ul>
<b>Tuberous and Corm Vegetables Subgroup 1D</b> (Except Potato) Arracacha; arrowroot; artichoke, Chinese; artichoke, Jerusalem; canna, edible; cassava, bitter and sweet; chayote (root); chufa; dasheen (taro); ginger; leren; sweet potato; tanier; turmeric; yam bean; and yam, true	<ul style="list-style-type: none"> <li>• <b>DO NOT</b> exceed a total of 48 fl. oz. of Stockade™ Herbicide per acre (0.750 lb. a.i. fluzifop-p-butyl/A) per year.</li> <li>• <b>DO NOT</b> exceed 12 fl. oz. of Stockade™ Herbicide per acre (0.188 lb. a.i. fluzifop-p-butyl/A) per application.</li> <li>• <b>DO NOT</b> exceed 4 applications per year.</li> <li>• Retreatment Interval: minimum of 14 days between applications.</li> <li>• Pre-Harvest Interval (PHI): 14 days</li> </ul>

**ANNUAL AND PERENNIAL GRASS WEED CONTROL FOR REGISTERED CROPS  
REGIONAL USE MAP**



**Region 1** – Includes the following states or portions of states where application of Stockade™ Herbicide can be made at listed use rates: Alabama, Alaska, Arkansas, California (Northern; see regional map), Connecticut, Delaware, Florida, Georgia, Idaho, Illinois, Indiana, Iowa, Kansas, Kentucky, Louisiana, Maine, Maryland, Massachusetts, Michigan, Minnesota, Mississippi, Missouri, Montana, Nebraska, Nevada (Northern; see regional map), New Hampshire, New Jersey, New York, North Carolina, North Dakota, Ohio, Oklahoma (east of Interstate 35), Oregon, Pennsylvania, Puerto Rico, Rhode Island, South Carolina, South Dakota, Tennessee, Texas (east of Interstate 35), Utah (Northern; see regional map), Vermont, Virginia, Washington, West Virginia, Wisconsin, and Wyoming

**Region 2** – Includes the following states or portions of states where application of Stockade™ Herbicide can be made at listed use rates: Arizona, California (Southern; see regional map), Colorado, Hawaii, Oklahoma (west of Interstate 35), Nevada (Southern; see regional map), New Mexico, Utah (Southern; see regional map), and Texas (west of Interstate 35)

**Table 2. Stockade™ Herbicide**

**Annual Grass Control Use Rate Directions for All Crops Except Coffee - Region 1**

Annual Grass Species*	Height (Inches)	Number of Leaves Not to Exceed	Stockade™ Herbicide Rate	Stockade™ Herbicide Reduced Rate**
Barleygrass	2 - 3	3	12 fl. oz./A	10 fl. oz./A
Brome, Downy <sup>1</sup>	2 - 6	4	8 fl. oz./A	
Crabgrass				
Large	1 - 2	4	12 fl. oz./A	10 fl. oz./A
Smooth	1 - 2	4	12 fl. oz./A	10 fl. oz./A
Southern	1 - 2	4	12 fl. oz./A	10 fl. oz./A
Tropical	1 - 2	4	12 fl. oz./A	10 fl. oz./A
Cupgrass, Woolly	2 - 4	6	12 fl. oz./A	10 fl. oz./A
Foxtails				
Giant	2 - 6	4	12 fl. oz./A	10 fl. oz./A
Green	2 - 4	4	12 fl. oz./A	10 fl. oz./A
Yellow	2 - 4	4	12 fl. oz./A	10 fl. oz./A
Goosegrass	2 - 4	6	8 fl. oz./A	
Itchgrass	4 - 24	6	8 fl. oz./A	
Johnsongrass, Seedling	2 - 8	4	6 fl. oz./A	
Junglerice	2 - 3	3	12 fl. oz./A	10 fl. oz./A
Panicum				

*(continued)*

**Table 2. Stockade™ Herbicide  
Annual Grass Control Use Rate Directions for All Crops Except Coffee - Region 1 (cont.)**

Annual Grass Species*	Height (Inches)	Number of Leaves Not to Exceed	Stockade™ Herbicide Rate	Stockade™ Herbicide Reduced Rate**
Fall	2 - 6	6	12 fl. oz./A	10 fl. oz./A
Texas	2 - 8	8	12 fl. oz./A	10 fl. oz./A
Proso Millet, Wild	4 - 8	6	6 fl. oz./A <sup>4</sup>	
Rice, Red	0.5 - 1	2	16 fl. oz./A	10 fl. oz./A <sup>2</sup>
Ryegrass, Italian	2 - 4	4	12 fl. oz./A	10 fl. oz./A
Sandbur				
Field	2 - 4	4	12 fl. oz./A	10 fl. oz./A
Southern	2 - 6	6	12 fl. oz./A	10 fl. oz./A
Shattercane	6 - 12	8	6 fl. oz./A <sup>4</sup>	
Signalgrass, Broadleaf	2 - 4	5	12 fl. oz./A	10 fl. oz./A
Sorghum Alnum	6 - 12	8	8 fl. oz./A	
Volunteer Cereals				
Volunteer Barley	2 - 6	6	8 fl. oz./A	
Volunteer Corn <sup>6,7</sup>	12 - 24	10	6 fl. oz./A <sup>4</sup>	4 fl. oz./A <sup>3,5</sup>
Volunteer Milo	6 - 12	4	6 fl. oz./A <sup>4</sup>	
Volunteer Oats	2 - 6	6	8 fl. oz./A	
Volunteer Rye	2 - 6	6	8 fl. oz./A	
Volunteer Wheat	2 - 6	6	8 fl. oz./A	
Wild Oats	2 - 6	6	8 fl. oz./A	
Witchgrass	2 - 4	6	12 fl. oz./A	10 fl. oz./A

\*Retreatment at the directed rate may be necessary to control later germinating grasses or if regrowth occurs.

\*\* Reduced Rates – Rates of Stockade™ Herbicide per acre can be reduced to the rates listed for species indicated when following conditions are met:

- Soil and humidity conditions are favorable, typically a few days after rainfall or irrigation. Avoid extreme air temperatures.
- Application at earliest growth stages indicated on rate tables.
- Application is made in highly competitive crop stands (ex. narrow row or drilled soybeans), or where cultivation is planned.
- Application when weed density is light to moderate.
- Application with 1% v/v crop oil concentrate only.
- Application of Stockade™ Herbicide alone, without tank mixtures with other pesticides.

<sup>1</sup>Not registered for use in California on this species.

<sup>2</sup>Two applications of Stockade™ Herbicide at 10 fl. oz. per acre (0.156 lb. a.i. fluzifop-p-butyl/A) may be necessary to achieve satisfactory control.

<sup>3</sup>A second application of Stockade™ Herbicide at 4 fl. oz. per acre (0.063 lb. a.i. fluzifop-p-butyl/A) may be needed if infestations are heavy or to control later germinating plants including those emerging from buried ears.

<sup>4</sup>Apply 6 - 8 fl. oz. of Stockade™ Herbicide per acre (0.095 - 0.125 lb. a.i. fluzifop-p-butyl/A) when applying in tank mixture with broadleaf herbicides in soybeans. Use the 8 fl. oz. per acre (0.125 lb. a.i. fluzifop-p-butyl/A) rate under conditions of low soil moisture or low humidity or when weeds have reached the maximum listed growth stage.

<sup>5</sup>Use 4 fl. oz. of Stockade™ Herbicide per acre (0.063 lb. a.i. fluzifop-p-butyl/A) when tank mixing with imazethapyr. Apply to actively growing plants less than 18" tall.

<sup>6</sup>Stockade™ Herbicide will provide suppression of sethoxydim-resistant volunteer corn.

<sup>7</sup>Includes control of glyphosate-resistant; glufosinate-resistant; and imazethapyr-resistant varieties of volunteer corn.

**Table 3. Stockade™ Herbicide  
Annual Grass Control Use Rate Directions for All Crops Except Coffee - Region 2**

Deleted: Annual Grass Species*	Height (Inches)	Number of Leaves Not to Exceed	Stockade™ Herbicide Rate
Barryardgrass <sup>1</sup>	1 - 2	3	12 fl. oz./A
Canarygrass, Littleseed <sup>2</sup>	2 - 4	4	12 fl. oz./A
Crabgrass, Large <sup>2</sup>	1 - 2	3	12 fl. oz./A
Smooth <sup>2,3</sup>	1 - 2	4	12 fl. oz./A
Johnsongrass, Seedling	2 - 4	3	8 fl. oz./A
Junglerice <sup>2</sup>	2 - 3	3	12 fl. oz./A
Panicums Fall <sup>2,3</sup>	2 - 6	6	12 fl. oz./A
Texas <sup>2,3</sup>	8	8	12 fl. oz./A
Rabbitfootgrass <sup>2</sup>	2 - 4	4	12 fl. oz./A
Volunteer Cereals Volunteer Barley	2 - 4	3	12 fl. oz./A
Volunteer Corn <sup>2,4,5</sup>	12 - 18	6	12 fl. oz./A
Volunteer Milo	2 - 4	4	12 fl. oz./A
Volunteer Oats	2 - 4	3	12 fl. oz./A
Volunteer Wheat	2 - 4	3	12 fl. oz./A
Wild Oats <sup>3</sup>	2 - 4	4	12 fl. oz./A

\*Retreatment at the listed rate may be necessary to control late germinating grasses or if regrowth occurs.

<sup>1</sup>California and Arizona: Use 24 fl. oz. of Stockade™ Herbicide per acre (0.375 lb. a.i. fluzifop-p-butyl/A).

<sup>2</sup>Not registered for use in Arizona and California for control of this species.

<sup>3</sup>For control in Colorado, Oklahoma, and Texas.

<sup>4</sup>Stockade™ Herbicide provides suppression of sethoxydim-resistant volunteer corn.

<sup>5</sup>Includes control of glyphosate-resistant; glufosinate-resistant; and imazethapyr-resistant varieties of volunteer corn.

**Table 4. Stockade™ Herbicide Perennial Grass Control Use Rate Directions for All Crops Except Coffee - Region 1**

Perennial Grass Species	Application Number	Height (Inches)	Stockade™ Herbicide Rate	Stockade™ Herbicide Rate*
Bermudagrass <sup>1,5</sup>	1	4 - 8 (runner length)	12 fl. oz./A	16 - 24 fl. oz./A
	2	4 - 8	8 fl. oz./A	12 - 24 fl. oz./A
Johnsongrass, Rhizome <sup>3,5</sup>	1	8 - 18	12 fl. oz./A	16 - 24 fl. oz./A
	2	6 - 12	8 fl. oz./A	12 - 24 fl. oz./A
Muhly, Wirestem <sup>4,5</sup>	1 & 2	4 - 12	12 fl. oz./A	16 - 24 fl. oz./A
Quackgrass <sup>2,5</sup>	1	6 - 10	12 fl. oz./A	16 - 24 fl. oz./A
	2	up to 10	8 fl. oz./A	12 - 24 fl. oz./A

\*Use this specified rate of Stockade™ Herbicide under heavy grass weed pressure and/or when weeds are at maximum height. **DO NOT** exceed the maximum labeled rate for any individual crop as specified in the **CROP SPECIFIC RESTRICTIONS**.

<sup>1</sup>A second application may be needed if regrowth occurs (usually about 4 weeks after 1<sup>st</sup> application). Control of Bermudagrass may be improved by directing the spray beneath the crop canopy. To improve coverage, apply the product at a minimum of 15 gals. per acre.

<sup>2</sup>A second application may be made 2 - 3 weeks after the first, but before the quackgrass exceeds 10" in height. Always use 1% v/v crop oil concentrate. In no-till soybeans, a pre-plant application of a burndown herbicide (including paraquat) is advised. **DO NOT** make spot treatments.

<sup>3</sup>Make first application before the boot stage. In eastern Oklahoma, the Brazos Bottoms, the Blacklands, Coastal Bend and Rio Grande areas of eastern Texas, make the first application at 8" - 12". If new shoots emerge or regrowth occurs, make a second application at 4" - 6".

<sup>4</sup>A second application may be needed if regrowth occurs.

<sup>5</sup>Increase rates of Stockade™ Herbicide to 24 fl. oz. per acre (0.375 lb. a.i. fluzifop-p-butyl/A) for the first application and 16 fl. oz. per acre (0.250 lb. a.i. fluzifop-p-butyl/A) for the second application when applied in sodded orchards.

**Table 5. Stockade™ Herbicide Perennial Grass Control Use Rate Directions for All Crops Except Coffee - Region 2**

For best results, apply Stockade™ Herbicide 3 days before to 7 days after irrigation.

Perennial Grass Species	Application Number	Height (Inches)	Stockade™ Herbicide Rate <sup>6</sup>
Bermudagrass <sup>1,2</sup>	1	4 - 8" (runner length)	16 - 24 fl. oz./A
	2	4" - 8"	16 - 24 fl. oz./A
Johnsongrass, Rhizome <sup>3,4</sup>	1	12" - 18"	16 - 24 fl. oz./A <sup>5</sup>
	2	12" - 18"	16 - 24 fl. oz./A <sup>5</sup>

<sup>1</sup>A second application may be needed if regrowth occurs (usually about 4 weeks after first application). Control of Bermudagrass may be improved by directing the spray beneath the crop canopy. To improve coverage, apply the product at a minimum of 20 gals. per acre. **DO NOT** exceed the maximum rate for any individual crop as specified in the **CROP SPECIFIC RESTRICTIONS**.

<sup>2</sup>Colorado, Oklahoma (west of Interstate 35), and Texas (west of Interstate 35): Make application of Stockade™ Herbicide at the reduced rates of 12 - 16 fl. oz. per acre (0.188 - 0.250 lb. a.i. fluzifop-p-butyl/A) when soil moisture and growing conditions are favorable.

<sup>3</sup>Make first application before the boot stage. If new shoots emerge or regrowth occurs, make a second application (usually about 4 weeks later).

**DO NOT** exceed the maximum rate for any individual crop as specified in the **CROP SPECIFIC RESTRICTIONS**.

<sup>4</sup>Colorado, Oklahoma (west of Interstate 35) and Texas (west of Interstate 35): Make the first application Stockade™ Herbicide johnsongrass at 16 fl. oz. per acre (0.250 lb. a.i. fluzifop-p-butyl/A); and a second application at 12 - 16 fl. oz. per acre (0.188 - 0.250 lb. a.i. fluzifop-p-butyl/A).

<sup>5</sup>**For California only**, make first application to johnsongrass at 16 fl. oz. per acre (0.250 lb. a.i. fluzifop-p-butyl/A) and second application at 12 - 16 fl. oz. per acre (0.188 - 0.250 lb. a.i. fluzifop-p-butyl/A).

<sup>6</sup>For lb. ai fluzifop-p-butyl/acre, refer to **Stockade™ Herbicide Rate Conversion Table**.

**SOYBEANS: TANK MIXING AND SEQUENTIAL APPLICATIONS**

**Table 6. Soybean Herbicide Tank Mixes for Region 1\***

Product**	Rate per Acre	Spray Additives (% v/v)
<b>Stockade™ Herbicide</b> + Flexstar <sup>®1</sup> (Sodium Salt of Fomesafen, EPA Reg. # 100-1101)	12 fl. oz. + See label	0.5 - 1% COC or 0.25 - 0.5% NIS
<b>Stockade™ Herbicide</b> + Flexstar <sup>®1</sup> (Sodium Salt of Fomesafen, EPA Reg. # 100-1101) + Basagran <sup>®</sup> Herbicide (Sodium bentazon, EPA Reg. # 7969-45)	12 fl. oz. + 0.75 - 1.5 pts. + See label.	0.5 - 1% COC or 0.25 - 0.5% NIS
<b>Stockade™ Herbicide</b> + Reflex <sup>®</sup> Herbicide <sup>2</sup> (Sodium Salt of Fomesafen, EPA Reg. # 100-993)	12 fl. oz. + See label.	0.5 - 1% COC or 0.25 - 0.5% NIS
<b>Stockade™ Herbicide</b> + Reflex Herbicide <sup>2</sup> (Sodium Salt of Fomesafen, EPA Reg. # 100-993) + Basagran <sup>®</sup> Herbicide (Sodium bentazon, EPA Reg. # 7969-45)	12 fl. oz. + See label. + See label.	0.5 - 1% COC or 0.25 - 0.5% NIS
<b>Stockade™ Herbicide</b> + Basagran <sup>®</sup> Herbicide (Sodium bentazon, EPA Reg. # 7969-45)	12 fl. oz. + See label	0.5 - 1% COC or 0.25 - 0.5% NIS
<b>Stockade™ Herbicide</b> + Ultra Blazer <sup>®</sup> (Acifluorfen, EPA Reg. # 70506-60)	12 fl. oz. + See label.	0.25% NIS

\*Region 1 - All states except the areas of Arizona, California, Colorado, Hawaii, New Mexico, West Oklahoma, West Texas, and Utah as outlined in the **REGIONAL USE MAP** section.

\*\*Follow the listed use rate and growth stages for the grass and broadleaf weeds on the respective product labels.

<sup>1</sup>See the Flexstar<sup>®</sup> label for maximum use rate for specified geographic regions.

<sup>2</sup>See the Reflex Herbicide label for maximum use rate for specified geographic regions.

**Table 7. Soybean Herbicide Tank Mixes for Region 2\***

Product**	Rate per Acre	Spray Additives (% v/v)
<b>Stockade™ Herbicide</b> + Basagran® Herbicide (Sodium bentazon, EPA Reg. # 7969-45)	12 - 24 fl. oz.  See label.	0.5 - 1% COC or 0.25 - 0.5% NIS
<b>Stockade™ Herbicide</b> + Ultra Blazer® (Acifluorfen, EPA Reg. # 70506-60)	12 - 24 fl. oz.  See label.	0.25 - 0.5% NIS

\*Region 2 - For the areas of Arizona, California, Colorado, Hawaii, New Mexico, West Oklahoma, West Texas, and Utah as outlined in the **REGIONAL USE MAP** section.  
\*\*Follow the listed rate and growth stages for the grass and broadleaf weeds on the respective product labels.

**Additional Soybean Tank Mix Directions with Chlorimuron**

Applications of Stockade™ Herbicide may be made in tank mix combination with chlorimuron for control of volunteer corn, shattercane and broadleaf weeds in soybeans. In Region 1, add Stockade™ Herbicide to the tank at 6 - 8 fl. oz. per acre (0.094 - 0.125 lb. a.i. fluzifop-p-butyl/A). The 8 fl. oz. (0.125 lb. a.i.) per acre rate may be needed under conditions of low humidity and low soil moisture and may be used when volunteer corn and/or shattercane foliage is dense or has reached the maximum specified growth stage. In Region 2, add Stockade™ Herbicide to the tank at 12 fl. oz. per acre (0.188 lb. a.i. fluzifop-p-butyl/A). Add chlorimuron to the tank at the labeled use rates for broadleaf weed growth stages described on the chlorimuron label. Always add a nonionic surfactant at 0.25% v/v or a crop oil concentrate at 1% v/v to the finished spray volume.

It is the pesticide user's responsibility to ensure that all products are registered for the intended use. Read and follow the applicable restrictions and limitations and directions for use on all product labels involved in tank mixing. Users must follow the most restrictive directions for use and precautionary statements of each product in the tank mixture.

**Tank Mix with Imazethapyr - Region 1 Only**

Application of Stockade™ Herbicide and imazethapyr may be made as a tank mix for control of volunteer corn, shattercane and broadleaf weeds in soybeans (Region 1 only).

Add Stockade™ Herbicide to the tank mix at 4 - 6 fl. oz. per acre (0.063 - 0.094 lb. a.i. fluzifop-p-butyl/A). The 6 fl. oz. per acre (0.094 lb. a.i. fluzifop-p-butyl/A) rate may be needed under conditions of low humidity and low soil moisture and may be used when volunteer corn and/or shattercane foliage is dense or has reached the maximum specified growth stage. Add Imazethapyr to the tank at the labeled use rates for broadleaf weed growth stages described on the imazethapyr label. Always add an adjuvant (approved nonionic surfactant or crop oil concentrate) and liquid fertilizer to the spray mixture. See the imazethapyr label for additive rates.

Under certain conditions, tank mixtures with Stockade™ Herbicide and 1 or more of the above-listed broadleaf herbicides may reduce control of grass weeds and possibly cause increase in crop injury as compared to the products used alone. Make a second application of Stockade™ Herbicide if grass regrowth occurs or an additional flush of grasses emerge, according to label directions. When perennial grasses are the predominant grass to be controlled, a sequential application is advised.

It is the pesticide user's responsibility to ensure that all products are registered for the intended use. Read and follow the applicable restrictions and limitations and directions for use on all product labels involved in tank mixing. Users must follow the most restrictive directions for use and precautionary statements of each product in the tank mixture.

**Soybean Tank Mixtures with Glyphosate**

Stockade™ Herbicide can be tank mixed with glyphosate for control of volunteer corn including volunteer glyphosate-resistant corn in glyphosate-resistant soybean. Make application of Stockade™ Herbicide at 4 - 6 fl. oz. per acre (0.063 - 0.094 lb. a.i. fluzifop-p-butyl/A). Use the 4 fl. oz. per acre (0.063 lb. a.i. fluzifop-p-butyl/A) rate only under the following conditions:

- Favorable soil moisture and humidity conditions, typically within a few days after rainfall or irrigation.
- Avoid extreme air temperatures.
- When volunteer corn is less than 12" tall.
- When 0.25% v/v crop oil concentrate (COC) is included in tank mix. This COC is in addition to the additives required by the glyphosate product.

If the above conditions are not met, use the higher application rate.

It is the pesticide user's responsibility to ensure that all products are registered for the intended use. Read and follow the applicable restrictions and limitations and directions for use on all product labels involved in tank mixing. Users must follow the most restrictive directions for use and precautionary statements of each product in the tank mixture.

**Sequential Applications**

Stockade™ Herbicide can be used sequentially with other labeled soybean herbicides. Allow 2 - 3 days after the application of Stockade™ Herbicide before applying a broadleaf herbicide or mixture. In situations where the broadleaf herbicide or mixture is applied first, apply Stockade™ Herbicide when the grass weeds begin to develop new leaves (typically about 7 days).

**Restrictions:**

**DO NOT** apply less than 12 fl. oz. Stockade™ Herbicide per acre (0.188 lb. a.i. fluzifop-p-butyl/A) in a tank mix with broadleaf herbicides in soybeans, except as listed on this label.

It is the pesticide user's responsibility to ensure that all products are registered for the intended use. Read and follow the applicable restrictions and limitations and directions for use on all product labels involved in tank mixes or sequential applications. Users must follow the most restrictive directions for use and precautionary statements of each product in the tank mixture.



## TANK MIXES AND SEQUENTIAL APPLICATIONS FOR COTTON

### Glyphosate-Resistant Cotton Tank Mixtures

Application of Stockade™ Herbicide may be made in tank mix combination with glyphosate products for control of volunteer corn including volunteer glyphosate-resistant corn in glyphosate-resistant cotton. Make application of Stockade™ Herbicide at 4 - 6 fl. oz. per acre (0.063 - 0.094 lb. a.i. fluzifop-p-butyl/A). Use the 4 fl. oz. per acre (0.063 lb. a.i. fluzifop-p-butyl/A) rate only under the following conditions:

- Favorable soil moisture and humidity conditions, typically within a few days after rainfall or irrigation.
- Avoid extreme air temperatures.
- When volunteer corn is less than 12" tall.

When 0.25% v/v crop oil concentrate (COC) is included in tank mix. This COC is in addition to the additives required by the glyphosate product label.

If the above conditions are not met, use the higher application rate.

It is the pesticide user's responsibility to ensure that all products are registered for the intended use. Read and follow the applicable restrictions and limitations and directions for use on all product labels involved in tank mixing. Users must follow the most restrictive directions for use and precautionary statements of each product in the tank mixture.

### Sequential Applications

Stockade™ Herbicide can be used sequentially with other cotton herbicides labeled for use. For sequential applications, allow 2 - 3 days after the application of Stockade™ Herbicide before making application of a broadleaf herbicide or mixture. In instances where the broadleaf herbicide or mixture is applied first, make application of Stockade™ Herbicide when the grass weeds begin to develop new leaves (typically about 7 days).

It is the pesticide user's responsibility to ensure that all products are registered for the intended use. Read and follow the applicable restrictions and limitations and directions for use on all product labels involved in tank mixes or sequential applications. Users must follow the most restrictive directions for use and precautionary statements of each product in the tank mixture.

### COFFEE - HAWAII ONLY

Use Stockade™ Herbicide as a post-emergence ground application. Make application with sufficient spray volume to ensure complete coverage of the target grass weeds. Applications can be made as a broadcast, strip band, or spot spray treatments. Make application of Stockade™ Herbicide at 16 - 24 fl. oz. per acre (0.250 - 0.375 lb. a.i. fluzifop-p-butyl/A) for control of annual and perennial grass weeds at the listed growth stages in the tables below. Add crop oil concentrate at 1% v/v (1 gals./100 gals.) or nonionic surfactant at 0.25 - 0.5% v/v (1 - 2 qts./100 gals.) in the finished spray volume.

#### Stockade™ Herbicide Annual Grass Control Growth Stages For Coffee

Make applications when grasses are 2" - 8" tall, but prior to tillering and/or heading.

Annual Grass Species		
Barnyardgrass	Goosegrass	Shattercane
Crabgrass	Guineagrass, Seedling	Signalgrass, Broadleaf
Large	Itchgrass	Sorghum, Alnum
Smooth	Johnsongrass, Seedling	Volunteer Cereals
Southern	Junglerice	Volunteer Barley
Tropical	Panicums	Volunteer Corn
Cupgrass	Fall	Volunteer Milo
Prairie	Texas	Volunteer Oats
Southwestern	Proso Millet, Wild	Volunteer Rye
Woolly	Rice, Red	Volunteer Wheat
Foxtail	Ryegrass, Italian	Wildcane
Giant	Sandbur	Wild Oats
Green	Field	Witchgrass
Yellow	Southern	

#### Stockade™ Herbicide Perennial Grass Control Growth Stages For Coffee

Perennial Grass Species	Height (Inches)
Bermudagrass	4" - 8" (runners)
Johnsongrass, Rhizome	8" - 18" tall and before boot stage
Kikuyugrass	4" - 8" (runners)
Muhly, Wirestem	4" - 12" tall and before seedhead initiation
Quackgrass	6" - 10"

### BANANAS AND PLANTAINS

Make application of Stockade™ Herbicide as a directed post-emergence treatment in the interspaces and around the base of banana and plantain plants. Avoid contact of the product (including mist) with the trunk and foliage. Applications can be made as a broadcast, strip band, or spot spray application at rates and growth stages listed in Tables 2 through 5. Make application with sufficient spray volume and pressure to ensure complete coverage of target weeds.

**APRICOT; BLUEBERRY, LOWBUSH; BUSHBERRY SUBGROUP 13-07B; CANEBERRY SUBGROUP 13-07A; CHERRY; CITRUS FRUITS GROUP 10; MACADAMIA NUT; NECTARINE; PEACH; PECAN; PLUM; PRUNE; SMALL FRUIT VINE CLIMBING SUBGROUP 13-07F (EXCEPT FUZZY KIWIFRUIT)**

**APRICOT; BLUEBERRY, LOWBUSH** (A swell as lingonberry; currant, native); **BUSHBERRY SUBGROUP 13-07B** (Aronia berry; blueberry, highbush; buffalo currant; Chilean guava; cranberry, highbush; currant, black; currant, red; elderberry; European barberry; gooseberry; honeysuckle, edible; huckleberry; jostaberry; Juneberry (Saskatoon berry); salal; sea buckthorn; and cultivars, varieties, and/or hybrids of these); **CANEBERRY SUBGROUP 13-07A** (Blackberry; loganberry; raspberry, black and red; wild raspberry; cultivars, varieties, and/or hybrids of these); **CHERRY; CITRUS FRUITS GROUP 10** (Australian desert lime; Australian finger-lime; Australian round lime; Brown River finger lime; calamondin; citron; citrus hybrids; grapefruit; Japanese summer grapefruit; kumquat; lemon; lime; Mediterranean mandarin; mount white lime; New Guinea wild lime; orange, sour; orange, sweet; pummelo; Russell River lime; satsuma mandarin; sweet lime; tachibana orange; Tahiti lime; tangelo; tangerine (mandarin); tangor; trifoliolate orange; uni fruit; cultivars, varieties, and/or hybrids of these); **MACADAMIA NUT; NECTARINE; PEACH; PECAN; PLUM; PRUNE; SMALL FRUIT VINE CLIMBING SUBGROUP 13-07F (EXCEPT FUZZY KIWIFRUIT)** (Amur River grape; gooseberry; grape; kiwifruit, hardy; maypop; schisandra berry; cultivars, varieties, and/or hybrids of these)

Apply Stockade™ Herbicide as a directed post-emergence treatment in the interspaces and around the base of plants. Avoid contact of the product with plants. Make application with sufficient spray volume and pressure to ensure complete coverage of target weeds. Applications can be made as a broadcast, strip band, or spot spray application at rates and growth stages listed in Tables 2 through 5. Refer to the **SPRAY ADDITIVES** section for spray additives.

### FINE FESCUE GRASSES GROWN FOR SEED IN IDAHO, OREGON, AND WASHINGTON

Apply Stockade™ Herbicide for control of downy brome, quackgrass, bentgrass and volunteer cereals in fine fescue grasses (including Chewings, Creeping Red, and Hard Fescue varieties) grown for seed. See Tables 2 and 4 for a complete listing of grass weeds controlled. See the **SPRAY ADDITIVES** section for spray additives.

#### Application Rate and Timing Fall Application

Application Rate of Stockade™ Herbicide	Timing
8 fl. oz./A (0.125 lb. a.i. fluzifop-p-butyl/A)	• Actively growing downy brome in the 2"-4" stage
12 - 16 fl. oz. per acre (0.188 - 0.250 lb. a.i. fluzifop-p-butyl/A)	• Actively growing quackgrass or bentgrass in the 6"-10" stage • 2 <sup>nd</sup> application: Same rate before regrowth exceeds 10"

#### Spring Application

Application Rate of Stockade™ Herbicide	Timing
8 - 16 fl. oz. per acre (0.125 - 0.250 lb. a.i. fluzifop-p-butyl/A)	• Actively growing grasses. Downy brome in the 2"-4" stage can be controlled by the lower rate but larger, established grasses (4" - 6") may need the higher rate for adequate control.
12 - 16 fl. oz. per acre (0.188 - 0.250 lb. a.i. fluzifop-p-butyl/A)	• Actively growing quackgrass and bentgrass is at the 6"-10" stage • 2 <sup>nd</sup> application: same rate before regrowth exceeds 10"

#### Restrictions:

- **DO NOT** make application of Stockade™ Herbicide after fescue grass seedhead develops into the boot stage.
- **DO NOT** use on tall fescue.
- See the **CROP SPECIFIC RESTRICTIONS** section for additional information.

#### Precaution:

- For use on fine fescues (Chewings, Creeping Red, and Hard Fescue varieties) grown for seed. Other types of fescues may be injured by Stockade™ Herbicide.

### NON-BEARING CROPS

Stockade™ Herbicide can be used to control annual and perennial grass weeds in non-bearing groves, orchards, vineyards, or tree farms\* or during site preparation before transplanting. Refer to the tables below for specific uses.

\*Not registered for use in California.

Make applications of Stockade™ Herbicide at 16 - 24 fl. oz. per acre (0.250 - 0.375 lb. a.i. fluzifop-p-butyl/A) for control of annual and perennial grass weeds at the listed growth stages in the following tables. Add crop oil concentrate at 1% v/v (1 gal./100 gals.) or nonionic surfactant at 0.25 - 0.5% v/v (1 - 2 qts./100 gals.) in the finished spray volume.

### Stockade™ Herbicide

#### Annual Grass Control Growth Stages For Non-Bearing Crops

Make applications when grasses are 2" - 8" tall, but before tillering and/or heading.

Annual Grass Species		
Barnyardgrass	Goosegrass	Signalgrass, Broadleaf
Brome, Downy <sup>1</sup>	Guineagrass, Seedling	Sorghum, Alnum
Crabgrass	Itchgrass	Volunteer Cereals
Large	Johnsongrass, Seedling	Volunteer Barley
Smooth	Junglerice	Volunteer Corn
Southern	Panicurns	Volunteer Milo
Tropical	Fall	Volunteer Oats
Cupgrass	Texas	Volunteer Rye
Prairie	Proso Millet, Wild	Volunteer Wheat
Southwestern	Rice, Red	Wildcane
Woolly	Ryegrass, Italian	Wild Oats
Foxtail	Sandbur	Witchgrass
Giant	Field	
Green	Southern	
Yellow	Shattercane	

<sup>1</sup>Not registered for use in California.

### Stockade™ Herbicide

#### Perennial Grass Control Growth Stages For Non-Bearing Crops

Perennial Grass Species	Height (Inches)
Bermudagrass	4" - 8" (runners)
Guineagrass	6" - 12" tall before seedhead initiation
Johnsongrass, Rhizome	8" - 18" tall and before boot stage
Kikuyugrass <sup>1</sup>	4" - 8" (runners)
Muhly, Wirestem	4" - 12" tall and before seedhead initiation
Quackgrass	6" - 10"
Torpedograss <sup>2</sup>	3" - 6" tall (1 <sup>st</sup> application)
	2" - 3" tall (subsequent application)

<sup>1</sup>Not registered for use in California.  
<sup>2</sup>Use Stockade™ Herbicide at 24 fl. oz. per acre (0.375 lb. a.i. fluzafop-p-butyl/A) per application. 3 applications may be needed.

#### Stockade™ Herbicide can be Used on The Following Non-Bearing Crops\*

Crops		
Acerola (West Indian Cherry) <sup>1</sup>	Figs	Macadamia
Almonds	Filberts	Mango <sup>1</sup>
Apples	Florigraze rhizoma peanuts <sup>1</sup> (Nursery stock only)	Olives
Asparagus	Ginseng <sup>1</sup>	Oranges
Avocados	Grapes	Pears
Berries	Grapefruit	Pineapple
Conifers <sup>1</sup>	Guava <sup>1</sup>	Pistachios
Christmas tree plantings	Jojoba	Pomegranates
Nursery beds	Kiwi <sup>1</sup>	Tangelos
Seedling establishment	Lemons	Tangerines
Dates	Limes	Walnuts

\*Non-bearing crops not listed need to be screened for phytotoxicity before large scale use.  
<sup>1</sup>Not registered for use in California.

**Restrictions - Non-Bearing Crops:**

- **DO NOT** use or store in or around the home.
- **DO NOT** make application of Stockade™ Herbicide to grass weeds that are stressed due to moisture, temperature, low soil fertility, mechanical or chemical injury.
- **DO NOT** make application to grass weeds that have tillered, formed seed heads, or exceeded listed growth stages.
- **DO NOT** make application to trees, vines, or other listed crops that will be harvested for food/feed within 1 year after application.
- **DO NOT** make application to asparagus from where spears will be harvested within 1 year of treatment. See the Asparagus section of the **CROP SPECIFIC RESTRICTIONS** for use in asparagus that will be harvested within 1 year.
- **DO NOT** graze or harvest *Florigraze rhizoma* peanuts for 1 year after treatment.
- **DO NOT** plant rotational grass crops including corn, sorghum and cereals within 60 days after the last application of Stockade™ Herbicide.
- **DO NOT** exceed a total of 72 fl. oz. of Stockade™ Herbicide per acre (1.125 lbs. a.i. fluzifop-p-butyl/A) per year.
- **DO NOT** exceed 24 fl. oz. of Stockade™ Herbicide per acre (0.375 lb. a.i. fluzifop-p-butyl/A) per application.
- **DO NOT** exceed 3 applications per year.
- Retreatment Interval: minimum of 14 days between applications.

**Precautions - Non-Bearing Crops:**

- Make applications of Stockade™ Herbicide to actively growing grass weeds before they exceed the specified growth stages.
- Spray to obtain complete coverage of grass foliage, but not to runoff. Additional treatments may be necessary to provide full season control.
- In a mixed grass weed population, make applications of Stockade™ Herbicide when the first grass species reaches the specified growth stage for treatment.
- When treating non-bearing trees and vines, avoid contact of Stockade™ Herbicide with foliage by using directed sprays.

**NON-FOOD USES: FALLOW AGRICULTURAL LAND AND OTHER NON-CROP AREAS OF FARMS**

Stockade™ Herbicide can be used to control annual and perennial grass weeds in agricultural fallow land of farms, and other non-crop areas including areas around farm buildings, farm equipment storage yards, and fence rows.

Make application of Stockade™ Herbicide at 16 - 24 fl. oz. per acre (0.250 - 0.375 lb. a.i. fluzifop-p-butyl/A) for control of annual and perennial grass weeds at the listed growth stages in the tables below. Add crop oil concentrate at 1% v/v (1 gal./100 gals.) or nonionic surfactant at 0.25 - 0.5% v/v (1 - 2 qts./100 gals.) in the finished spray volume.

**Stockade™ Herbicide Annual Grass Control Growth Stages For Fallow Agricultural Land and Non-Crop Areas of Farms**

Make applications when grasses are 2 - 8" tall, but before tillering and/or heading.

Annual Grass Species		
Barryardgrass	Goosegrass	Signalgrass, Broadleaf
Brome, Downy <sup>1</sup>	Guineagrass, Seedling	Sorghum, Alnum
Crabgrass	Itchgrass	Volunteer Cereals
Large	Johnsongrass, Seedling	Volunteer Barley
Smooth	Junglerice	Volunteer Corn
Southern	Panicums	Volunteer Milo
Tropical	Fall	Volunteer Oats
Cupgrass	Texas	Volunteer Rye
Prairie	Proso Millet, Wild	Volunteer Wheat
Southwestern	Rice, Red	Wildcane
Woolly	Ryegrass, Italian	Wild Oats
Foxtail	Sandbur	Witchgrass
GIant	Field	
Green	Southern	
Yellow	Shattercane	

<sup>1</sup>Not registered for use in California.

**Stockade™ Herbicide Perennial Grass Control Growth Stages For Fallow Agricultural Land and Non-Crop Areas of Farms**

Perennial Grass Species	Height (Inches)
Bermudagrass	4" - 8" (runners)
Guineagrass	6" - 12" tall before seedhead initiation
Johnsongrass, Rhizome	8" - 18" tall and before boot stage
Kikuyugrass <sup>1</sup>	4" - 8" (runners)
Muhly, Wirestem	4" - 12" tall and before seedhead initiation
Quackgrass	6" - 10"
Torpedograss <sup>2</sup>	3" - 6" tall (1 <sup>st</sup> application)
	2" - 3" tall (subsequent application)

<sup>1</sup>Not registered for use in California.  
<sup>2</sup>Use Stockade™ Herbicide at 24 fl. oz. per acre (0.375 lb. a.i. fluzifop-p-butyl/A) per application. 3 applications may be needed.

**Restrictions - Fallow Agricultural Land and Non-Crop Areas of Farms:**

- **DO NOT** use or store in or around the home.
- **DO NOT** make application of Stockade™ Herbicide to grass weeds that are stressed due to moisture, temperature, low soil fertility, mechanical or chemical injury.
- **DO NOT** make application to grass weeds that have tillered, formed seed heads, or exceeded listed growth stages.
- **DO NOT** exceed a total of 72 fl. oz. of Stockade™ Herbicide per acre (1.125 lbs. a.i. fluzifop-p-butyl/A) per year.
- **DO NOT** exceed 24 fl. oz. of Stockade™ Herbicide per acre (0.375 lb. a.i. fluzifop-p-butyl/A) per application.
- **DO NOT** exceed 3 applications per year.
- Retreatment Interval: minimum of 14 days between applications.

**Precautions - Fallow Agricultural Land and Non-Crop Areas of Farms:**

- Spray to obtain complete coverage of weed foliage, but not to runoff. Additional treatments may be needed to provide full season control.
- In a mixed grass weed population, make application of Stockade™ Herbicide when the first grass species reaches the specified growth stage for treatment.

**CONVERSION TABLE**

Stockade™ Herbicide Rate To Be Applied			
Lb. A.i. per Acre	Pts. per Acre	Fl. Oz. Stockade™ Herbicide per Acre	Acres per Gal.
0.094	3/8	6	21.3
0.125	1/2	8	16
0.156	5/8	10	12.8
0.188	3/4	12	10.7
0.250	1	16	8
0.375	1-1/2	24	5.3
0.469	1-3/4	30	4.3
0.500	2	32	4.0
0.750	3	48	2.7
1.125	4-1/2	72	1.8

**APPENDIX**

Scientific names are listed for those weeds listed in the Stockade™ Herbicide label.

Common Name	Scientific Name	Common Name	Scientific Name
Barryardgrass	<i>Echinochloa crus-galli</i>	Muhly, Wirestem	<i>Muhlenbergia frondosa</i>
Bentgrass	<i>Agrostis</i> spp.	Panicum	
Bermudagrass	<i>Cynodon dactylon</i>	Fall	<i>Panicum dichotomiflorum</i>
Brome, Downy	<i>Bromus tectorum</i>	Texas	<i>Panicum texanum</i>
Crabgrass		Proso Millet, Wild	<i>Panicum miliaceum</i>
Large	<i>Digitaria sanguinalis</i>	Quackgrass	<i>Elymus repens</i>
Smooth	<i>Digitaria ischaemum</i>	Rabbitfootgrass	<i>Polyogon monspeliensis</i>
Southern	<i>Digitaria ciliaris</i>	Rice, Red	<i>Oryza sativa</i>
Tropical	<i>Digitaria bicornis</i>	Ryegrass, Italian	<i>Lolium multiflorum</i>
Cupgrass		Sandbur	
Prairie	<i>Eriochloa contracta</i>	Field	<i>Cenchrus incertus</i>
Southwestern	<i>Eriochloa gracilis</i>	Southern	<i>Cenchrus echinatus</i>
Woolly	<i>Eriochloa villosa</i>	Shattercane	<i>Sorghum bicolor</i>
Foxtail		Signalgrass, Broadleaf	<i>Brachiaria platyphylla</i>
Giant	<i>Setaria faberi</i>	Sorghum, Almum	<i>Sorghum almum</i>
Green	<i>Setaria viridis</i>	Volunteer Cereals	
Yellow	<i>Setaria pumila</i>	Volunteer Barley	<i>Hordeum vulgare</i>
Goosegrass	<i>Eleusine indica</i>	Volunteer Corn	<i>Zea mays</i>
Guineagrass, Seedling	<i>Panicum maximum</i>	Volunteer Milo	<i>Sorghum bicolor</i>
Itchgrass	<i>Rottboellia exaltata</i>	Volunteer Oats	<i>Avena sativa</i>
Johnsongrass		Volunteer Rye	<i>Secale cereale</i>
Rhizome	<i>Sorghum halepense</i>	Volunteer Wheat	<i>Triticum aestivum</i>
Seedling	<i>Sorghum halepense</i>	Wild Oats	<i>Avena fatua</i>
Junglerice	<i>Echinochloa colonum</i>	Witchgrass	<i>Panicum capillare</i>
Kikuyugrass	<i>Pennisetum clandestinum</i>		

**STORAGE AND DISPOSAL**

**DO NOT** contaminate water, food or feed by storage or disposal.

**Pesticide Storage**

Store in original container only. Keep container closed when not in use. **DO NOT** store near food or feed. In case of spill or leak on floor or paved surfaces, soak up with sand, earth, or synthetic absorbent. Remove to chemical waste area.

**Pesticide Disposal**

Open dumping is prohibited. Pesticide wastes are toxic. Improper disposal of excess pesticide, spray mixture or rinsate is a violation of Federal Law. If these wastes cannot be disposed of by use according to label instructions, contact your State Pesticide or Environmental Control Agency or the Hazardous Waste Representative at the nearest EPA Regional Office for guidance.

**Container Handling plastic less than or equal to 5 gallons**

**Non-refillable container. DO NOT** reuse or refill this container. Triple rinse container (or equivalent) promptly after emptying. Triple rinse as follows: Empty the remaining contents into application equipment or a mix tank and drain for 10 seconds after the flow begins to drip. Fill the container ¼ full with water and recap. Shake for 10 seconds. Pour rinsate into application equipment or a mix tank or store rinsate for later use or disposal. Drain for 10 seconds after the flow begins to drip. Repeat this procedure two more times. Then offer for recycling if available or puncture and dispose of in a sanitary landfill, or by incineration, or by other procedures approved by State and local authorities.

**CONTAINER IS NOT SAFE FOR FOOD, FEED OR DRINKING WATER**

## WARRANTY DISCLAIMER AND NOTICE

### IMPORTANT: READ BEFORE USE

Read the entire Directions for Use, Conditions, Disclaimer of Warranties and Limitations of Liability before using this product. If terms are not acceptable, return the unopened product container at once.

By using this product, user or buyer accepts the following Conditions, Disclaimer of Warranties and Limitations of Liability.

**CONDITIONS:** The directions for use of this product are believed to be adequate and must be followed carefully. However, it is impossible to eliminate all risks associated with the use of this product. Crop injury, ineffectiveness or other unintended consequences may result because of such factors as weather conditions, presence of other materials, or the manner of use or application, all of which are beyond the control of Aceto Life Sciences, L.L.C. To the extent consistent with applicable law, all such risks shall be assumed by the user or buyer.

**DISCLAIMER OF WARRANTIES:** To the extent consistent with applicable law, ACETO LIFE SCIENCES, L.L.C. MAKES NO OTHER WARRANTIES, EXPRESS OR IMPLIED, OF MERCHANTABILITY OR OF FITNESS FOR A PARTICULAR PURPOSE OR OTHERWISE, THAT EXTEND BEYOND THE STATEMENTS MADE ON THIS LABEL. No agent of Aceto Life Sciences, L.L.C. is authorized to make any warranties beyond those contained herein or to modify the warranties contained herein. To the extent consistent with applicable law, ACETO LIFE SCIENCES, L.L.C. DISCLAIMS ANY LIABILITY WHATSOEVER FOR SPECIAL, INCIDENTAL OR CONSEQUENTIAL DAMAGES RESULTING FROM THE USE OR HANDLING OF THIS PRODUCT.

**LIMITATIONS OF LIABILITY:** To the extent consistent with applicable law, THE EXCLUSIVE REMEDY OF THE USER OR BUYER FOR ANY AND ALL LOSSES, INJURIES OR DAMAGES RESULTING FROM THE USE OR HANDLING OF THIS PRODUCT, WHETHER IN CONTRACT, WARRANTY, TORT, NEGLIGENCE, STRICT LIABILITY OR OTHERWISE, SHALL NOT EXCEED THE PURCHASE PRICE PAID, OR AT ACETO LIFE SCIENCES, L.L.C.'S ELECTION, THE REPLACEMENT OF PRODUCT.

All trademarks are the property of their respective owners.

Made in China, formulated in USA & packaged in USA





FLUAZIFOP-P-BUTYL GROUP 1A HERBICIDE

# STOCKADE™ HERBICIDE

A Post-Emergence Herbicide for Control of Annual and Perennial Grass Weeds

**ACTIVE INGREDIENT:**

**WT. BY %**

Fluazifop-P-butyl: Butyl (R)-2-[4-[[5-(trifluoromethyl)-2-pyridinyl]oxy]phenoxy]propanoate\* ..... 24.5%

**OTHER INGREDIENTS\*\*:** ..... 75.5%

**TOTAL:** ..... 100.0%

\*This product contains 2.0 pounds (+) isomer (fluazifop-P-butyl) per gallon.

\*\* Contains petroleum distillates.

EPA Reg. No. 2749-614

EPA Est. No. 42403-TX-001 [R]

EPA Est. No. 42403-TX-002 [E]

EPA Est. No. 74023-TX-001 [P]

Letters in Lot Number indicate EPA Est.

## KEEP OUT OF REACH OF CHILDREN CAUTION

Si usted no entiende la etiqueta, busque a alguien para que se la explique a usted en detalle. (If you do not understand this label, find someone to explain it to you in detail.)

**FIRST AID**

<b>IF ON SKIN OR CLOTHING:</b>	<ul style="list-style-type: none"> <li>Take off contaminated clothing.</li> <li>Rinse skin immediately with plenty of water for 15-20 minutes.</li> <li>Call a poison control center or doctor for treatment advice.</li> </ul>
<b>IF INHALED:</b>	<ul style="list-style-type: none"> <li>Move person to fresh air.</li> <li>If person is not breathing, call 911 or an ambulance, then give artificial respiration, preferably mouth-to-mouth if possible.</li> <li>Call a poison control center or doctor for further treatment advice.</li> </ul>
<b>IF IN EYES:</b>	<ul style="list-style-type: none"> <li>Hold eye open and rinse slowly and gently with water for 15-20 minutes. Remove contact lenses, if present, after the first 5 minutes, then continue rinsing eye.</li> <li>Call a poison control center or doctor for treatment advice.</li> </ul>
<b>IF SWALLOWED:</b>	<ul style="list-style-type: none"> <li>Immediately call a poison control center or doctor.</li> <li><b>DO NOT</b> induce vomiting unless told to do so by a poison control center or doctor.</li> <li><b>DO NOT</b> give any liquid to the person.</li> <li><b>DO NOT</b> give anything by mouth to an unconscious person.</li> </ul>

**HOTLINE NUMBER**

Have the product container or label with you when calling a poison control center or doctor or going for treatment. FOR MEDICAL EMERGENCIES INVOLVING THIS PRODUCT, CALL CHEMTREC® TOLL FREE 1-800-424-9300 or 1-703-527-3887 (24 Hours per Day, 7 Days per Week).

For information on this pesticide product (including general health concerns or pesticide incidents), call the National Pesticide Information Center at 1-800-858-7378, Monday through Friday, 8:00 AM to 12:00 PM PST or at <http://npic.orst.edu>.

**Note to Physician:** Contains petroleum distillates - vomiting may cause aspiration pneumonia.

FOR CHEMICAL SPILL, LEAK, FIRE, EXPOSURE OR MEDICAL EMERGENCY INVOLVING THIS PRODUCT CALL CHEMTREC® TOLL FREE 1-800-424-9300 or 1-703-527-3887 (24 Hours per Day, 7 Days per Week).

**2.5 gallons**

**NET CONTENTS**

**Manufactured for:** Aceto Life Sciences, L.L.C., 4 Tri Harbor Court, Port Washington, NY 11050

## PRECAUTIONARY STATEMENTS HAZARDS TO HUMANS AND DOMESTIC ANIMALS

**CAUTION**

Harmful if absorbed through skin. Harmful if inhaled. Causes moderate eye irritation. Avoid contact with skin, eyes, or clothing. Avoid breathing spray mist or vapor. Prolonged or frequently repeated skin contact may cause allergic reactions in some individuals. Wash thoroughly with soap and water after handling and before eating, drinking, chewing gum, using tobacco or using the toilet. Remove and wash contaminated clothing before reuse.

## STORAGE AND DISPOSAL

**DO NOT** contaminate water, food or feed by storage or disposal.

**Pesticide Storage**

Store in original container only. Keep container closed when not in use. **DO NOT** store near food or feed. In case of spill or leak on floor or paved surfaces, soak up with sand, earth, or synthetic absorbent. Remove to chemical waste area.

**Pesticide Disposal**

Open dumping is prohibited. Pesticide wastes are toxic. Improper disposal of excess pesticide, spray mixture or rinsate is a violation of Federal Law. If these wastes cannot be disposed of by use according to label instructions, contact your State Pesticide or Environmental Control Agency or the Hazardous Waste Representative at the nearest EPA Regional Office for guidance.

**Container Handling plastic less than or equal to 5 gallons**

**Non-refillable container. DO NOT** reuse or refill this container. Triple rinse container (or equivalent) promptly after emptying. Triple rinse as follows: Empty the remaining contents into application equipment or a mix tank and drain for 10 seconds after the flow begins to drip. Fill the container 1/4 full with water and recap. Shake for 10 seconds. Pour rinsate into application equipment or a mix tank or store rinsate for later use or disposal. Drain for 10 seconds after the flow begins to drip. Repeat this procedure two more times. Then offer for recycling if available or puncture and dispose of in a sanitary landfill, or by incineration, or by other procedures approved by State and local authorities.

**CONTAINER IS NOT SAFE FOR FOOD, FEED OR DRINKING WATER**

**Batch Code No. See Container**

See label booklet for First Aid, Precautionary Statements, Directions For Use, and Storage and Disposal.

Read "LIMIT OF WARRANTY AND LIABILITY" before buying or using. If terms are not acceptable, return at once unopened.

Made in China, formulated in USA & package in USA



PEEL BACK BOOK HERE AND RESEAL AFTER OPENING

# PROOF

## THIS PROOF IS TO BE CHECKED FOR ACCURACY

Please review and approve **Text, Spelling, Copy Placement, Size, Shape, Colors** and **Dieline**.

**Authorized signature** accepts responsibility for accuracy of all copy, color break and artwork. Cimarron Label is not liable for any discrepancies subsequently identified.

**PLEASE NOTE:** Due to color variance between printers/monitors, the colors represented by this proof cannot be deemed accurate. Please refer to a color matching system such as the Pantone Matching System for a truer representation of spot colors.

**THIS PROOF IS NOT ACCURATE FOR COLOR-MATCH.**





*Dieline does not print.*

 **Cimarron Label**

Experts in Extended Text Labeling

4201 North Westport Ave. • Sioux Falls, SD 57107

Phone: (605) 978-0451 • Fax: (605) 978-0463

DATE	JOB NUMBER	CUSTOMER
7/31/23	214036	Aceto Life Science, LLC
LABEL SIZE	BOOKLET SIZE	
7.125" X 6.375"	6.875" X 5.375"	
LABEL COLORS	BOOKLET OUTSIDE COLORS	BOOKLET INSIDE COLORS
 BLK	 BLK  7733	 BLK
PATTERN VARNISH: <input checked="" type="checkbox"/> YES <input type="checkbox"/> NO		

Form: CS 006B - 3/29/2017

**ARTWORK IS APPROVED**

**REVISED PROOF NEEDED**

**WE CANNOT PROCESS  
THIS ORDER WITHOUT AN  
AUTHORIZED SIGNATURE**

Signed \_\_\_\_\_ Date \_\_\_\_\_