

ETOXAZOLE GROUP 10B INSECTICIDE

SUREMITE™ SC MITICIDE

Miticide for use on Beet, Sugar Roots and Beet, Sugar Leaves, Caneberry, Cotton, Cucurbit Vegetables, Field Corn, Popcorn, Corn (Grown for Seed), Hops, Low Growing Berry, Mint, Non-Bearing Fruit Trees, Pepper and Eggplant, Pome Fruit, Small Fruit Vine Climbing (except Fuzzy Kiwifruit), Soybean, Stone Fruit, Sweet Corn, Tree Nuts, and Tropical and Sub-Tropical Fruit (Inedible Peel).

ACTIVE INGREDIENT:	% BY WT
Etoxazole*	31.7%
OTHER INGREDIENTS:	68.3%
TOTAL	100.0%

*2-(2,6-difluorophenyl)-4-[4-(1,1-dimethylethyl)-2-ethoxyphenyl]-4,5-dihydrooxazole

SUREMITE™ SC Miticide is a soluble concentrate containing 2.88 lbs. of etoxazole per gallon.

EPA Reg. No. 2749-612

EPA Est. No. 70815-GA-002

Batch Code: See container

See inside booklet for Precautionary Statements and Directions for Use.

Read "LIMIT OF WARRANTY AND LIABILITY" before buying or using. If terms are not acceptable, return at once unopened.

KEEP OUT OF REACH OF CHILDREN CAUTION

Si usted no entiende la etiqueta, busque a alguien para que se la explique a usted en detalle. (If you do not understand the label, find someone to explain it to you in detail.)

PRECAUTIONARY STATEMENTS HAZARDS TO HUMANS AND DOMESTIC ANIMALS CAUTION.

Emergency Assistance: Have the product container or label with you when calling a poison control center or doctor or going for treatment. FOR EMERGENCY MEDICAL HELP, CALL CHEMTREC® TOLL FREE 1-800-424-9300 or 1-703-527-3887.

ENVIRONMENTAL HAZARDS

This pesticide is toxic to freshwater and marine/estuarine aquatic invertebrates, including oysters and shrimp. Do not apply directly to water, or to areas where surface water is present or to intertidal areas below the mean high water mark. Do not apply when weather conditions favor drift from treated areas. Drift and runoff from treated areas may be hazardous to aquatic organisms in water adjacent to treated areas. Do not contaminate water when disposing of equipment washwaters or rinsate.

PHYSICAL OR CHEMICAL HAZARDS

Do not mix or allow coming in contact with Oxidizing agents. Hazardous Chemical reaction may occur.

2.5 gallons (9.45 liters) NET CONTENTS

Manufactured for: Aceto Life Sciences, L.L.C., 4 Tri Harbor Court, Port Washington, NY 11050

Storage and Disposal

Do not contaminate water, food, or feed by storage and disposal.

Pesticide Storage: Store in original container only. Avoid freezing. Store above 40°F. In case of leak or spill, use absorbent materials to contain liquids and dispose as waste.

Pesticide Disposal: Wastes resulting from the use of this product may be disposed of on site or at an approved waste disposal facility.

Container Handling: Nonrefillable container (plastic). Do not reuse or refill this container. Offer for recycling if available or puncture and dispose of in a sanitary landfill, or by incineration, or by other procedures allowed by state and local authorities.

Triple rinse or pressure rinse container (or equivalent) promptly after emptying. **Triple rinse** as follows: Empty the remaining contents into application equipment or a mix tank and drain for 10 seconds after the flow begins to drip. Fill the container 1/4 full with water and recap. Shake for 10 seconds. Pour rinsate into application equipment or a mix tank or store rinsate for later use or disposal. Drain for 10 seconds after the flow begins to drip. Repeat this procedure two more times. **Pressure rinse** as follows: Empty the remaining contents into application equipment or a mix tank and continue to drain for 10 seconds after the flow begins to drip. Hold container upside down over application equipment or mix tank or collect rinsate for later use or disposal. Insert pressure rinsing nozzle in the side of the container, and rinse at about 40 psi for at least 30 seconds. Drain for 10 seconds after the flow begins to drip.

FOR CHEMICAL SPILL, LEAK, FIRE, EXPOSURE OR MEDICAL EMERGENCY INVOLVING THIS PRODUCT CALL CHEMTREC® TOLL FREE 1-800-424-9300 or 1-703-527-3887.



PRECAUTIONARY STATEMENTS

HAZARDS TO HUMANS AND DOMESTIC ANIMALS CAUTION.

Emergency Assistance: Have the product container or label with you when calling a poison control center or doctor or going for treatment. FOR EMERGENCY MEDICAL HELP, CALL CHEMTREC® TOLL FREE 1-800-424-9300 or 1-703-527-3887.

PERSONAL PROTECTIVE EQUIPMENT (PPE)

Applicators and other handlers must wear:

- Long-sleeved shirt and long pants
- Chemical resistant gloves made out of: barrier laminate, butyl rubber ≥ 14 mils, nitrile rubber ≥ 14 mils, neoprene rubber ≥ 14 mils, natural rubber ≥ 14 mils, polyethylene, polyvinyl chloride ≥ 14 mils, or viton ≥ 14 mils
- Shoes plus socks

Follow manufacturer's instructions for cleaning/maintaining PPE. If no such instructions for washables exists, use detergent and hot water. Keep and wash PPE separately from other laundry.

USER SAFETY RECOMMENDATIONS

Users should:

- Wash hands before eating, drinking, chewing gum, using tobacco, or using the toilet.
- Remove clothing/PPE immediately if pesticide gets inside. The wash thoroughly and put on clean clothing.
- Remove PPE immediately after handling this product. Wash the outside of the gloves before removing. As soon as possible, wash thoroughly and change into clean clothing.

ENVIRONMENTAL HAZARDS

This pesticide is toxic to freshwater and marine/estuarine aquatic invertebrates, including oysters and shrimp. Do not apply directly to water, or to areas where surface water is present or to intertidal areas below the mean high water mark. Do not apply when weather conditions favor drift from treated areas. Drift and runoff from treated areas may be hazardous to aquatic organisms in water adjacent to treated areas. Do not contaminate water when disposing of equipment washwaters or rinsate.

PHYSICAL OR CHEMICAL HAZARDS

Do not mix or allow coming in contact with Oxidizing agents. Hazardous Chemical reaction may occur.

DIRECTIONS FOR USE

It is a violation of Federal law to use this product in a manner inconsistent with its labeling.

Do not apply this product in a way that will contact workers or other persons, either directly or through drift. Only protected handlers may be in the area during application. For any requirements specific to your State or Tribe, consult the agency responsible for pesticide regulation.

AGRICULTURAL USE REQUIREMENTS

Use this product only in accordance with the Worker Protection Standard, 40 CFR Part 170. This Standard contains requirements for the protection of agricultural workers on farms, forests, nurseries, and greenhouses, and handlers of agricultural pesticides. It contains requirements for training, decontamination, notification, and emergency assistance. It also contains specific instructions and exceptions pertaining to the statements on this label about personal protective equipment (PPE), and restricted-entry interval. The requirements in this box only apply to uses of this product that are covered by the Worker Protection Standard.

Do not enter or allow worker entry into treated areas during the restricted entry interval (REI) of 12 hours.

PPE required for early entry to treated areas that is permitted under the Worker Protection Standard and that involves contact with anything that has been treated, such as plants, soil, or water is:

- Long-sleeved shirt and long pants
- Chemical resistant gloves
- Shoes plus socks

PRODUCT INFORMATION

Suremite™ SC Miticide contains etoxazole, a contact acaricide/ovicide and a member of the diphenylloxazoline class of insecticide/miticide. This product kills eggs and nymphs and prevent adults from laying viable eggs, it inhibits the molting process in juvenile mites, but does not kill mite adults.

Evidence of activity may be slower than typical contact insecticides as treated susceptible pests may remain alive on the plant for 3-7 days; however, pests have stopped feeding and any feeding damage during this time is typically very low.

Always mix product thoroughly before use.

USE RESTRICTIONS

- Chemigation for field corn, popcorn and corn (grown for seed production) only.

RESISTANCE MANAGEMENT

For resistance management, Suremite™ SC Miticide contains a Group 10B acaricide. Any mite population may contain individuals naturally resistant to Suremite™ SC Miticide and other Group 10B acaricides. The resistant individuals may dominate the mite population if this group of acaricides are used repeatedly in the same fields. Appropriate resistance-management strategies should be followed.

To delay acaricide resistance, take the following steps:

- Rotate the use of Suremite™ SC Miticide or other Group 10B acaricides within a growing season, or among growing seasons, with different groups that control the same pests.
- Use tank mixtures with acaricides from a different group that are equally effective on the target pest when such use is permitted. Do not rely on the same mixture repeatedly for the same pest population. Consider any known cross-resistance issues (for the targeted pests) between the individual components of a mixture. In addition, consider the following recommendations provided by the Insecticide Resistance Action Committee (IRAC):

(continued)

RESISTANCE MANAGEMENT (continued)

- Individual insecticides selected for use in mixtures should be highly effective and be applied at the rates at which they are individually registered for use against the target species.
- Mixtures with components having the same IRAC mode of action classification are not recommended for insect resistance management.
- When using mixtures, consider any known cross-resistance issues between the individual components for the targeted pest(s).
- Mixtures become less effective if resistance is already developing to one or both active ingredients, but they may still provide pest management benefits.
- The insect resistance management benefits of an insecticide mixture are greatest if the two components have similar periods of residual insecticidal activity. Mixtures of insecticides with unequal periods of residual insecticide activity may offer an insect resistance management benefit only for the period where both insecticides are active.
- Adopt an integrated pest management program for acaricides use that includes scouting, uses historical information related to pesticide use, crop rotation, record keeping, and which considers cultural, biological and other chemical control practices.
- Monitor after application for unexpected target pest survival. If the level of survival suggests that the presence of resistance, consult with your local university specialist or certified pest control advisor.
- Contact your local extension specialist or certified crop advisors for any additional pesticide resistance-management and/or IPM recommendations for the specific site and pest problems in your area.
- For further information or to report suspected resistance contact Aceto Life Sciences, L.L.C. at Aceto@aceto.com.

CHEMIGATION (For Use on Field Corn, Popcorn and Corn Grown for Seed Production Only)

Suremite™ SC Miticide alone or in combination with other products which are registered for application through sprinkler irrigation may be applied through irrigation systems. Apply this product only through micro-irrigation (individual spaghetti tube), drip irrigation, overhead irrigation or motorized calibrated irrigation equipment. Do not apply through any other type of irrigation system. Lack of effectiveness can result from non-uniform distribution of treated water. If you have questions about calibration, contact your State Extension Service specialist, equipment manufacturer or other experts. A person knowledgeable of the chemigation system and responsible for its operation, or under the supervision of the responsible person, shall shut the system down and make necessary adjustments.

Using Water from Public Water Systems

- **Do not apply SUREMITE™ SC Miticide through any irrigation system physically connected to a public water system.**

Public water system means a system for the provision to the public of piped water for human consumption if such system has at least 15 service connections or regularly serves an average of at least 25 individuals daily at least 60 days per year. Suremite™ SC Miticide may be applied through irrigation

systems which may be supplied by a public water system only if the water from the public water system is discharged into a reservoir tank prior to pesticide introduction. There shall be a complete physical break (air gap) between the outlet end of the fill pipe and to top or overflow rim of the reservoir tank of at least twice the inside diameter of the fill pipe. Before beginning chemigation, always make sure that the air gap exists and that there is no blockage of the overflow of the reservoir tank.

Any irrigation system using water supplied from a public water system must also meet the following requirements:

Operating Instructions for All Specified Types of Irrigation Systems

1. The system must be calibrated to uniformly apply the rates specified. If you have questions about calibration, contact your State Extension Service specialist, equipment manufacturer or water management experts.
2. The system must contain a functional check valve, vacuum relief valve, and low pressure drain appropriately located on the irrigation pipeline to prevent water source contamination from backflow.
3. The pesticide injection pipeline must contain a functional, automatic, quick closing check valve to prevent the flow of fluid back toward the injection pump.
4. The pesticide injection pipeline must also contain a functional, normally closed, solenoid operated valve located on the intake side of the injection pump and connected to the system interlock to prevent fluid from being withdrawn from the supply tank when the irrigation system is either automatically or manually shut down.
5. The system must contain functional interlocking controls to automatically shut off the pesticide injection pump when the water pump motor stops.
6. The irrigation line or water pump must include a functional pressure switch which will stop the water pump motor when the water pressure decreases to the point where pesticide distribution is adversely affected.
7. Systems must use a metering pump, such as a positive displacement injection pump (e.g., diaphragm pump) effectively designed and constructed of materials that are compatible with pesticides and capable of being fitted with a system interlock.
8. Do not apply when wind speed favors drift beyond the area intended.

Calibration and Application Instructions

Apply Suremite™ SC Miticide under the schedule specified in the specific crop rates/instructions, not according to the irrigation schedule, unless the events coincide. In general, set the equipment to apply the minimum amount of water per acre. Run the system at 95-100 % of the manufacturer's maximum rated travel speed.

The following calibration and application techniques are provided for user reference, but do not constitute a warranty of fitness for application through sprinkler irrigation equipment. Check with State and local regulatory agencies for potential use restrictions before applying any agricultural chemical through sprinkler irrigation equipment.

Center Pivot Irrigation Equipment

1. Use only drive systems that provide uniform water distribution.
2. Do not use end guns when chemigating Suremite™ SC Miticide through center pivot systems because of non-uniform application.
3. Plug the first nozzle closest to the well head to protect the water source.
4. Determine the size of the area to be treated.
5. Determine the time required to apply 0.10 to 0.15 inches of water over the area to be treated when the system and injection equipment are operated at normal pressures as recommended by the equipment manufacturer. Run the system at 95 to 100% of the manufacturer's rated maximum travel speed.
6. Using water, determine the injection pump output when operated at normal line pressure.
7. Determine the amount of Suremite™ SC Miticide, and any tank mix partners, required to treat the area covered by the irrigation system.
8. Add the required amount of Suremite™ SC Miticide, and any tank mix partners, and sufficient water to meet the injection time requirements to the solution tanks. (See "Mixing Instructions" section of this label.)
9. Make sure the system is fully charged with water before starting injection of the Suremite™ SC Miticide solution. Time the injection to last at least as long as it takes to bring the system to full pressure.
10. Maintain constant agitation in the solution tank during the injection period.
11. Inject the specified amount of Suremite™ SC Miticide per acre continuously for one complete revolution of the system.
12. Stop the injection equipment after treatment is complete. Continue to operate the system until the Suremite™ SC Miticide solution has cleared all of the sprinkler heads.
13. Allow time for all lines to flush the pesticide through all nozzles before turning off irrigation water.

Solid Set, Hand Move and Moving Wheel Irrigation Equipment

1. Determine the acreage covered by the sprinklers.
2. Fill injector solution tank with plain water and calibrate the flow rate of the system to deliver the contents of the tank over a 30 to 50 minute time interval at the end of the irrigation cycle.
3. Determine the amount of Suremite™ SC Miticide required to treat the area covered by the irrigation system.
4. Add the required amount of Suremite™ SC Miticide, and any other tank mix partners, into the same quantity of water used to calibrate the injection period. (See "Mixing Instructions" section of this label.)
5. Operate the system at the same pressure and time interval established during the calibration.
6. Inject specified amount of Suremite™ SC Miticide per acre for either a 30 to 50 minute period at the end of a regular irrigation set, or as a 30 to 50 minute injection as a separate application not associated with a regular irrigation to maximize retention of the insecticide by the foliage.
7. Stop injection equipment after treatment is completed. Continue to operate the system until the Suremite™ SC Miticide solution has cleared the last sprinkler head. To ensure lines are flushed and free from remaining pesticides, a dye indicator may be injected into the lines to mark the end of the application period.

MANDATORY SPRAY DRIFT MANAGEMENT

Aerial Applications:

- Do not release spray at a height greater than 10 ft above the ground or vegetative canopy, unless a greater application height is necessary for pilot safety.
- Applicators are required to select a nozzle and pressure that deliver a medium or coarser droplet size (ASABE S572.1).
- If the windspeed is 10 miles per hour or less, applicators must use 1/2 swath displacement upwind at the downwind edge of the field. When the windspeed is between 11-15 miles per hour, applicators must use 3/4 swath displacement upwind at the downwind edge of the field.
- Do not apply when wind speeds exceed 15 mph at the application site. If the windspeed is greater than 10 mph, the boom length must be 65% or less of the wingspan for fixed wing aircraft and 75% or less of the rotor diameter for helicopters. Otherwise, the boom length must be 75% or less of the wingspan for fixed-wing aircraft and 90% or less of the rotor diameter for helicopters.
- Do not apply during temperature inversions.

Airblast applications:

- Sprays must be directed into the canopy.
- Do not apply when wind speeds exceed 15 miles per hour at the application site.
- User must turn off outward pointing nozzles at row ends and when spraying outer row.
- Do not apply during temperature inversions.

Ground Boom Applications:

- User must only apply with the release height recommended by the manufacturer, but no more than 4 feet above the ground or crop canopy.
- Applicators are required to select a nozzle and pressure that deliver a medium or coarser droplet size (ASABE S572.1).
- Do not apply when wind speeds exceed 15 miles per hour at the application site.
- Do not apply during temperature inversions.

Boomless Ground Applications:

- Applicators are required to use a medium or coarser droplet size (ASABE S572.1) for all applications.
- Do not apply when wind speeds exceed 15 miles per hour at the application site.
- Do not apply during temperature inversions.

SPRAY DRIFT ADVISORIES

THE APPLICATOR IS RESPONSIBLE FOR AVOIDING OFF-SITE SPRAY DRIFT.

BE AWARE OF NEARBY NON-TARGET SITES AND ENVIRONMENTAL CONDITIONS.

IMPORTANCE OF DROPLET SIZE

An effective way to reduce spray drift is to apply large droplets. Use the largest droplets that provide target pest control. While applying larger droplets will reduce spray drift, the potential for drift will be greater if applications are made improperly or under unfavorable environmental conditions.

Controlling Droplet Size – Ground Boom

Volume - Increasing the spray volume so that larger droplets are produced will reduce spray drift. Use the highest practical spray volume for the application. If a greater spray volume is needed, consider using a nozzle with a higher flow rate.

- Pressure - Use the lowest spray pressure recommended for the nozzle to produce the target spray volume and droplet size.
- Spray Nozzle - Use a spray nozzle that is designed for the intended application. Consider using nozzles designed to reduce drift.

Controlling Droplet Size – Aircraft

Adjust Nozzles - Follow nozzle manufacturers' recommendations for setting up nozzles. Generally, to reduce fine droplets, nozzles should be oriented parallel with the airflow in flight.

BOOM HEIGHT – Ground Boom

For ground equipment, the boom should remain level with the crop and have minimal bounce.

RELEASE HEIGHT - Aircraft

Higher release heights increase the potential for spray drift.

SHIELDED SPRAYERS

Shielding the boom or individual nozzles can reduce spray drift. Consider using shielded sprayers. Verify that the shields are not interfering with the uniform deposition of the spray on the target area.

TEMPERATURE AND HUMIDITY

When making applications in hot and dry conditions, use larger droplets to reduce effects of evaporation.

TEMPERATURE INVERSIONS

Drift potential is high during a temperature inversion. Temperature inversions are characterized by increasing temperature with altitude and are common on nights with limited cloud cover and light to no wind. The presence of an inversion can be indicated by ground fog or by the movement of smoke from a ground source or an aircraft smoke generator. Smoke that layers and moves laterally in a concentrated cloud (under low wind conditions) indicates an inversion, while smoke that moves upward and rapidly dissipates indicates good vertical air mixing. Avoid applications during temperature inversions.

WIND

Drift potential generally increases with wind speed. AVOID APPLICATIONS DURING GUSTY WIND CONDITIONS. Applicators need to be familiar with local wind patterns and terrain that could affect spray drift.

Boomless Ground Applications:

Setting nozzles at the lowest effective height will help to reduce the potential for spray drift.

Handheld Technology Applications:

Take precautions to minimize spray drift

APPLICATION DIRECTIONS

Suremite™ SC Miticide is a suspension concentrate designed to be diluted with water at the rates listed in the specific crop use directions. Applications should be made immediately after the spray solution is prepared. Thorough spray coverage is essential for effective control. Applications may be made with high or low volume spray equipment that provides thorough coverage of the plant. Apply with properly calibrated spray equipment. For best results, apply when pest populations are beginning to build, before reaching economic thresholds.

Since this product forms a suspension in water, it is important to maintain good agitation during mixing and spraying. If the spray suspension is allowed to settle for a short period of time, be sure to agitate the spray suspension for a minimum 10 minutes. Apply spray solutions within 24 hours after mixing.

TANK MIXTURES

To improve this product's effectiveness, apply in combination with other pesticide products that are registered for the same crop and application techniques. For current information on the best tank mixture partner in your area, consult with the local dealer, distributor or State Agricultural Extension service.

It is the pesticide user's responsibility to ensure that all products are registered for the intended use. Read and follow the applicable restrictions and limitations and directions for use on all product labels involved in tank mixing. Users must follow the most restrictive directions for use and precautionary statements of each product in the tank mixture.

NOTICE: Tank mixing or use of this product with any other product which is not specifically and expressly authorized by the label shall be the exclusive risk of user, applicator and/or application advisor, to the extent allowed by applicable law.

If Suremite™ SC Miticide is to be tank mixed with other pesticides, conduct a compatibility test prior to mixing. Use a small container and mix all components in a small amount, usually 0.5 to 1qt. of spray. Mix this product as indicated above and then combine all products in the same ratio and order of addition as in the proposed spray mixture. Observe the mixture for indication of incompatibility which usual occurs in 10 to 30 minutes after mixing. If incompatibility is observed, try changing the order of addition of the components. The guideline on tank mixture partners is driven by formulation type. Start with water dispersible granules (WP's), wettable powders (WP's) including water soluble bags (WSB's), suspension concentrated (SC's) or flowable (F's), all with very good agitation. Next follow with water miscible concentrates and emulsifiable concentrates (EC's) before adding drift control additives, nonionic surfactants (NIS's) or crop oil concentrates (COC's). After vigorous agitation, there must be a homogeneous suspension. Let the final tank mixture stand and observe for any rapid settling or floating of components. If any indications of physical incompatibility develop, do not use this mixture for spraying.

SPRAY COVERAGE: All parts of the crop must receive uniform spray coverage or else desired result may not occur. Higher water volumes and increased spray pressure generally provide better coverage. Consult your local agricultural specialist for specific information on the best rates, timings, and spray volumes for your region.

Suremite™ SC Miticide Crop/Use Site Index

Crop	Page
Beet, Sugar, Roots and Beet, Sugar, Leaves	6
Caneberry	7
Cotton	7
Cucurbit Vegetables	8
Field Corn, Popcorn, Corn (Grown for Seed Production)	9
Hops	10
Low Growing Berry	10
Mint (Peppermint and Spearmint)	11
Non-Bearing Fruit Trees	12
Pepper and Eggplant	12
Pome Fruit	13
Small Fruit Vine Climbing (except Fuzzy Kiwifruit)	13
Soybean	14
Stone Fruit	14
Sweet Corn	15
Tree Nuts	15
Tropical and Sub-Tropical Fruit (Inedible Peel).	16

The use rate for this product is expressed in terms of the fl. oz. of this product per acre as Rate fl. oz. /acre and Rate lb. a.i. acre.

The pre-harvest interval (PHI) is the required number of days between the last application of this product and the harvesting of the crop.

Beet, Sugar, Roots and Beet, Sugar, Leaves

Pest	Rate fl. oz./acre	Rate lb. a.i./acre	Application Instructions
Carmine Spider Mite European Red Spider Mite McDaniel Spider Mite Pacific Spider Mite Strawberry Spider Mite Two-spotted Spider Mite Yellow Spider Mite	4.0 – 6.0	0.09 – 0.135	<p>Apply a minimum spray solution of 20 gallons per acre by ground. Apply a minimum spray solution of 3 gallons per acre by air.</p> <p>Use a sufficient volume of water to ensure thorough coverage of foliage, reproductive parts and fruit. This prevents mites from dispersal, feeding and reproduction.</p> <p>This product is predominately an ovicide/larvicide. Use when mite populations are low.</p> <p>Apply before the population levels reaches economic threshold, Consult local and state agricultural authorities for specific details.</p> <p>Select the lower rate for light infestations and the higher rate for heavy infestations.</p> <p>Adjust volume based on size of the bush canopy. Use higher volumes for older and varieties that have more compact and dense foliage.</p> <p>Good spray coverage is essential. Orient nozzles to assure good coverage. Use a higher volume of spray will assure better coverage especially under adverse conditions, such as hot, dry weather and/or a dense canopy.</p>
<p>Restrictions:</p> <ul style="list-style-type: none"> Do not apply more than 1 application per calendar year. Do not use more than 6 fl. oz. of this product per acre per calendar year (0.135 lb. a.i. per acre per calendar year). Pre-Harvest Interval (PHI) is 30 days. Do not use below 4.0 fl. oz. of this product per application (0.09 lb. a.i. per application), as this may result in poor control and contribute to development of resistance to etoxazole among mite populations. Do not use on sugar beets grown for seed. 			

Caneberry - Subgroup 13-07 A: Blackberry; Loganberry; Raspberry, Black and Red; Wild Raspberry; cultivars, varieties, and/or hybrids of these.

Pest	Rate fl. oz./acre	Rate lb. a.i./acre	Application Instructions
European Red Spider Mite McDaniel Spider Mite Two-spotted Spider Mite Yellow Spider Mite	4.0 – 6.0	0.09 – 0.135	<p>Apply by ground as a full coverage spray in a minimum spray solution of 50 gallons per acre.</p> <p>Use a sufficient volume of water to ensure thorough coverage of foliage, reproductive parts and fruit. This prevents mites from dispersal, feeding and reproduction.</p> <p>This product is predominately an ovicide/larvicide. Use when mite populations are low.</p> <p>Apply before the population levels reaches economic threshold, Consult local and state agricultural authorities for specific details.</p> <p>Select the lower rate for light infestations and the higher rate for heavy infestations.</p> <p>Adjust volume based on size of the bush canopy. Use higher volumes for older and varieties that have more compact and dense foliage.</p> <p>Good spray coverage is essential. Orient nozzles to assure good coverage. Use a higher volume of spray will assure better coverage especially under adverse conditions, such as hot, dry weather and/or a dense canopy.</p>

Restrictions:

- Do not apply more than 1 application per calendar year.
- Do not use more than 6 fl. oz. of this product per acre per calendar year (0.135 lb. a.i. per acre per calendar year).
- Pre-Harvest Interval (PHI) is 0 day.
- Do not use below 4.0 fl. oz. of this product per application (0.09 lb. a.i. per application), as this may result in poor control and contribute to development of resistance to etoxazole among mite populations.

Cotton and Cottonseed - Subgroup 20C: Cottonseed; cultivars, varieties, and/or hybrids of these.

Pest	Rate fl. oz./acre	Rate lb. a.i./acre	Application Instructions
Carmine Spider Mite Pacific Spider Mite Two-spotted Spider Mite	1.33 – 2.0	0.03 – 0.045	<p>Apply a minimum spray solution of 10 up to 50 gallons per acre by ground.</p> <p>Apply a minimum spray solution of 3 up to 10 gallons per acre by air.</p> <p>This product is predominately an ovicide/larvicide. Use when mite populations are low.</p> <p>Use a sufficient volume of water to ensure thorough coverage of foliage.</p> <p>Apply when the mite populations are low and beginning to build up on the plants before the population levels reaches economic threshold. Consult local and state agricultural authorities for specific details.</p> <p>Select the lower rate for light infestations and the higher rate for heavy infestations.</p> <p>Adjust volume based on size of the foliage.</p> <p>Good spray coverage is essential. Orient nozzles to assure good coverage. Use a higher volume of spray will assure better coverage especially under adverse conditions, such as hot, dry weather and/or a dense canopy.</p>

Restrictions:

- Do not apply more than 1 application per calendar year.
- Do not use more than 2.0 fl. oz. of this product per acre per calendar year (0.045 lb. a.i. per acre per calendar year).
- Pre-Harvest Interval (PHI) is 28 days.
- Do not use below 1.33 fl. oz. of this product per application (0.03 lb. a.i. per application), as this may result in poor control and contribute to development of resistance to etoxazole among mite populations.

Cucurbit Vegetables - Acorn Squash; Balsam Apple; Balsam Pear; Bittermelon; Butternut Squash; Calabaza Squash; Cantaloupe; Chayote (fruit); Chinese Cucumber; Chinese Okra; Chinese Waxgourd (Chinese Preserving Melon); Citron Melon; Cucumber; Cucuzza; Gherkin; Gourd, Edible; Hechima; Hubbard Squash; Hyotan; Momordica spp.; Muskmelon; Pumpkin; Spaghetti Squash; Summer Squash; Watermelon; Winter Squash

Pest	Rate fl. oz./acre	Rate lb. a.i./acre	Application Instructions
Carmine Spider Mite Pacific Spider Mite Strawberry Spider Mite Two-spotted Spider Mite	4.0 – 6.0	0.09 – 0.135	<p>Apply a minimum spray solution of 10 gallons per acre by ground.</p> <p>Apply a minimum spray solution of 3 gallons per acre by air**.</p> <p>This product is predominately an ovicide/larvicide. Use when mite populations are low.</p> <p>Use a sufficient volume of water to ensure thorough coverage of crop's foliage and reproductive parts. This prevents mites from dispersal, feeding and reproduction.</p> <p>Apply when the mite populations are low and beginning to build up on the plants before the population levels reaches economic threshold. Consult local and state agricultural authorities for specific details.</p> <p>Select the lower rate for light infestations and the higher rate for heavy infestations.</p> <p>Adjust volume based on size of the foliage. Use higher volumes on more mature plants and varieties that have more compact and dense foliage.</p> <p>Good spray coverage is essential. Orient nozzles to assure good coverage. Use a higher volume of spray will assure better coverage especially under adverse conditions, such as hot, dry weather and/or a dense canopy.</p>

Restrictions:

- ** Do not use aerial applications in New York
- Do not apply more than 1 application per calendar year.
- Do not use more than 6 fl. oz. of this product per acre per calendar year (0.135 lb. a.i. per acre per calendar year).
- Do not use below 4.0 fl. oz. of this product per application (0.09 lb. a.i. per application), as this may result in poor control and contribute to development of resistance to etoxazole among mite populations.
- Pre-Harvest Interval (PHI) is 7 days.

Field Corn, Popcorn, Corn (Grown for Seed Production)

Pest	Rate fl. oz./acre	Rate lb. a.i./acre	Application Instructions
Banks Grass Mite ^A Carmine Spider Mite Pacific Spider Mite Strawberry Spider Mite Two-spotted Spider Mite	2.0 – 6.0	0.045 – 0.135	Apply a minimum spray solution of 10 gallons per acre by ground. Apply a minimum spray solution of 3 gallons per acre by air ^{**} . This product is predominately an ovicide/larvicide. Use when mite populations are low. Use a sufficient volume of water to ensure thorough coverage of foliage. Apply when the mite populations are beginning to build up on the plants before the population levels reaches economic threshold. Also apply this product before the tasseling growth stage. Consult local and state agricultural authorities for specific details. Select the lower rate for light infestations and the higher rate for heavy infestations. Adjust volume based on size of the foliage. Good spray coverage is essential. Orient nozzles to assure good coverage. Use a higher volume of spray will assure better coverage especially under adverse conditions, such as hot, dry weather and/or a dense canopy. For corn (grown for seed) use this product before tasseling growth stage. For applications using chemigation refer to chemigation section ^{***} . ^A Applications targeting exclusively Banks grass mites may require higher rates within the rate range of 2.0 to 6.0 fl. oz/acre particularly if populations have exceeded the established threshold in the fields to be treated with this product. Also, under extreme drought conditions and higher populations of Banks grass mites may require an additional application of a non-etoxazole miticide.

Restrictions:

^{**} Do not use aerial applications in New York

^{***} Do not apply by chemigation in California

- Do not apply more than 1 application per calendar year.
- Do not use more than 6.0 fl. oz. of this product per acre per calendar year (0.135 lb. a.i. per acre per calendar year).
- Pre-Harvest Interval (PHI) is 21 days.
- Do not use below 2.0 fl. oz. of this product per application (0.045 lb. a.i. per application), as this may result in poor control and contribute to development of resistance to etoxazole among mite populations.

Hops

Pest	Rate fl. oz./acre	Rate lb. a.i./acre	Application Instructions
Two-spotted Spider Mite	6.0 – 8.0	0.135 – 0.18	<p>Apply a minimum spray solution of 50 gallons per acre by ground.</p> <p>Use a sufficient volume of water to ensure thorough coverage of foliage.</p> <p>This product is predominately an ovicide/larvicide. Use when mite populations are low.</p> <p>Apply before the population levels reaches economic threshold, Consult local and state agricultural authorities for specific details.</p> <p>Select the lower rate for light infestations and the higher rate for heavy infestations.</p> <p>Adjust volume based on size of the crop. Use higher volumes for more compact and dense foliage.</p> <p>Good spray coverage is essential. Orient nozzles to assure good coverage. Use a higher volume of spray will assure better coverage especially under adverse conditions, such as hot, dry weather and/or a dense canopy.</p>

Restrictions:

- Do not apply more than 1 application per calendar year.
- Do not use more than 8.0 fl. oz. of this product per acre per calendar year (0.18 lb. a.i. per acre per calendar year).
- Pre-Harvest Interval (PHI) is 7 days.
- Do not use below 6.0 fl. oz. of this product per application (0.135 lb. a.i. per application), as this may result in poor control and contribute to development of resistance to etoxazole among mite populations.

Low-growing Berry Subgroup - Subgroup 13-07 G: Bearberry; Bilberry; Blueberry, Lowbush; Cloudberry; Cranberry; Lingonberry; Muntries; Partridgeberry; Strawberry; cultivars, varieties, and/or hybrids of these.

Pest	Rate fl. oz./acre	Rate lb. a.i./acre	Application Instructions
European Red Mite Pacific Spider Mite Two-spotted Spider Mite	4.0 – 6.0	0.09 – 0.135	<p>Apply a minimum spray solution of 100 gallons per acre by ground.</p> <p>Use a sufficient volume of water to ensure thorough coverage of foliage, reproductive parts and fruit. This prevents mites from dispersal, feeding and reproduction.</p> <p>This product is predominately an ovicide/larvicide. Use when mite populations are low.</p> <p>Apply early in the life cycle of mites before the population levels reaches economic threshold, Consult local and state agricultural authorities for specific details.</p> <p>Select the lower rate for light infestations and the higher rate for heavy infestations.</p> <p>This product will not control Cyclamine Mites. Use another miticide registered for this pest if these mites are a problem.</p> <p>Adjust volume based on size of the bush canopy. Use higher volumes for older and varieties that have more compact and dense foliage.</p> <p>Good spray coverage is essential. Orient nozzles to assure good coverage. Use a higher volume of spray will assure better coverage especially under adverse conditions, such as hot, dry weather and/or a dense canopy.</p>

Restrictions:

- Do not apply more than 1 application per calendar year.
- Do not use more than 6.0 fl. oz. of this product per acre per calendar year (0.135 lb. a.i. per acre per calendar year).
- Pre-Harvest Interval (PHI) is 1 day.
- Do not use below 4.0 fl. oz. of this product per application (0.09 lb. a.i. per application), as this may result in poor control and contribute to development of resistance to etoxazole among mite populations.

Tank Mix Instructions for Low Growing Berry (Subgroup 13-07G)			
Pest	Rate fl. oz./acre	Rate lb. a.i./acre	Application Instructions
Two-spotted Spider Mite	4.0 – 6.0	0.09 – 0.135	<p>Apply a minimum spray solution of 100 gallons per acre by ground.</p> <p>Select the lower rate for light infestations and the higher rate for heavy infestations.</p> <p>Alternate with other non-pyrethroid insecticides if retreatment is needed in less than 30 days to comply with local IPM programs.</p> <p>It is the pesticide user's responsibility to ensure that all products are registered for the intended use. Read and follow the applicable restrictions and limitations and directions for use on all product labels involved in tank mixing. Users must follow the most restrictive directions for use and precautionary statements of each product in the tank mixture.</p>
<p>Restrictions:</p> <ul style="list-style-type: none"> Do not apply more than 1 application per calendar year. Do not use more than 6.0 fl. oz. of this product per acre per calendar year (0.135 lb. a.i. per acre per calendar year). Pre-Harvest Interval (PHI) is 1 day. Do not use below 4.0 fl. oz. of this product per application (0.09 lb. a.i. per application), as this may result in poor control and contribute to development of resistance to etoxazole among mite populations. 			

Mint (Peppermint and Spearmint)

Pest	Rate fl. oz./acre	Rate lb. a.i./acre	Application Instructions
Pacific Spider Mite Strawberry Spider Mite Two-spotted Spider Mite	4.0 - 8.0	0.09 – 0.18	<p>Apply a minimum spray solution of 50 gallons per acre by ground.</p> <p>Apply a minimum spray solution of 10 gallons per acre by air**.</p> <p>This product is predominately an ovicide/larvicide. Use when mite populations are low.</p> <p>Use a sufficient volume of water to ensure thorough coverage of foliage.</p> <p>Apply when the mite populations are beginning to build up on the plants before the population levels reaches economic threshold. Consult local and state agricultural authorities for specific details.</p> <p>Select the lower rate for light infestations and the higher rate for heavy infestations.</p> <p>Adjust volume based on size of the foliage.</p> <p>Good spray coverage is essential. Orient nozzles to assure good coverage. Use a higher volume of spray will assure better coverage especially under adverse conditions, such as hot, dry weather and/or a dense canopy.</p>
<p>Restrictions:</p> <p>** Do not use aerial applications in New York</p> <ul style="list-style-type: none"> Do not apply more than 1 application per calendar year. Do not use more than 8.0 fl. oz. of this product per acre per calendar year (0.18 lb. a.i. per acre per calendar year). Pre-Harvest Interval (PHI) is 7 days. Do not use below 4.0 fl. oz. of this product per application (0.09 lb. a.i. per application), as this may result in poor control and contribute to development of resistance to etoxazole among mite populations. 			

Non-Bearing Fruit Trees

Pest	Rate fl. oz./acre	Rate lb. a.i./acre	Application Instructions
European Red Spider Mite McDaniel Spider Mite Pacific Spider Mite Two-spotted Spider Mite	4.0 – 6.0	0.09 – 0.135	Apply as a full coverage spray by ground with airblast equipment. This product is predominately an ovicide/larvicide. Use when mite populations are low. Apply early in the life cycle of mites before the population levels reaches economic threshold, Consult local and state agricultural authorities for specific details. Select the lower rate for light infestations and the higher rate for heavy infestations.

Restrictions:

- Do not harvest fruit from treated trees within one (1) calendar year of application.
- Do not apply more than 1 application per calendar year.
- Do not use more than 6.0 fl. oz. of this product per acre per calendar year (0.135 lb. a.i. per acre per calendar year).
- Do not use below 4.0 fl. oz. of this product per application (0.09 lb. a.i. per application), as this may result in poor control and contribute to development of resistance to etoxazole among mite populations.

Pepper/Eggplant - Subgroup 8-10B: African Eggplant; Eggplant; Pea Eggplant; Pepino; Roselle; Scarlet Eggplant; Bell Pepper; Martynia; Non-bell Pepper; Okra; cultivars, varieties and/or hybrids of these.

Pest	Rate fl. oz./acre	Rate lb. a.i./acre	Application Instructions
Two-spotted Spider Mite Broad Mite (<i>Polyphagotarsonemus latus</i>) [(except CA)]	4.0 - 6.0	0.09 – 0.135	Apply a minimum spray solution of 20 gallons per acre by ground. Use a sufficient volume of water to ensure thorough coverage of crop's foliage and reproductive parts. This product is predominately an ovicide/larvicide. Use when mite populations are low. Apply early in the life cycle of mites before the population levels reaches economic threshold, Consult local and state agricultural authorities for specific details. Select the lower rate for light infestations and the higher rate for heavy infestations. Adjust volume based on size of the bush canopy. Use higher volumes on more mature plants and varieties that have more compact and dense foliage. Good spray coverage is essential. Orient nozzles to assure good coverage. Use a higher volume of spray will assure better coverage especially under adverse conditions, such as hot, dry weather and/or a dense canopy.

Restrictions:

- Do not apply more than 1 application per calendar year.
- Do not use more than 6.0 fl. oz. of this product per acre per calendar year (0.135 lb. a.i. per acre per calendar year).
- Pre-Harvest Interval (PHI) is 7 days.
- Do not use below 4.0 fl. oz. of this product per application (0.09 lb. a.i. per application), as this may result in poor control and contribute to development of resistance to etoxazole among mite populations.

Pome Fruit - Crop Group 11-10: Apple; Azarole; Crabapple; Loquat; Mayhaw; Medlar; Pear; P Asian; Quince; Quince, Chinese; Quince, Japanese; Tejocote; cultivars, varieties, and/or hybrids of these.

Pest	Rate fl. oz./acre	Rate lb. a.i./acre	Application Instructions
European Red Spider Mite McDaniel Spider Mite Pacific Spider Mite Two-spotted Spider Mite	4.0 – 6.0	0.09 – 0.135	<p>Apply a minimum spray solution of 100 gallons by ground as a full coverage spray with airblast equipment.</p> <p>This product is predominately an ovicide/larvicide. Use when mite populations are low.</p> <p>Apply early in the life cycle of mites before the population levels reaches economic threshold, Consult local and state agricultural authorities for specific details.</p> <p>Select the lower rate for light infestations and the higher rate for heavy infestations.</p> <p>Use a sufficient volume of water to ensure thorough coverage of fruit and leaf surfaces. Adjust volume based on size of the tree canopy, Use higher volumes for dense canopies.</p> <p>This product will not control Rust Mites or Blister Mites. Use another miticide registered for these pests if these mites are a problem.</p>

Restrictions:

- Do not apply more than 1 application per calendar year.
- Do not use more than 6.0 fl. oz. of this product per acre per calendar year (0.135 lb. a.i. per acre per calendar year).
- Pre-Harvest Interval (PHI) is 14 days.
- Do not use below 4.0 fl. oz. of this product per application (0.09 lb. a.i. per application), as this may result in poor control and contribute to development of resistance to etoxazole among mite populations.

Small Fruit Vine Climbing Subgroup, except Fuzzy Kiwifruit - Subgroup 13-07 F: Amur River Grape; Gooseberry; Grape; Kiwifruit, Hardy; Maypop; Schisandra Berry; cultivars, varieties, and/or hybrids of these.

Pest	Rate fl. oz./acre	Rate lb. a.i./acre	Application Instructions
European Red Spider Mite Pacific Spider Mite Two-spotted Spider Mite Willamette Mite	4.0 – 6.0	0.09 – 0.135	<p>Apply a full coverage spray with a minimum spray solution of 25 gallons per acre by ground.</p> <p>This product is predominately an ovicide/larvicide. Use when mite populations are low.</p> <p>Apply early in the life cycle of mites before the population levels reaches economic threshold, Consult local and state agricultural authorities for specific details.</p> <p>Select the lower rate for light infestations and the higher rate for heavy infestations.</p> <p>This product will not control Rust Mites or Blister Mites. Use another miticide registered for these pests if these mites are a problem.</p> <p>Use a sufficient volume of water to ensure thorough coverage of fruit and leaf surfaces. Adjust volume based on size of the tree canopy, Use higher volumes for dense canopies.</p>

Restrictions:

- Do not apply more than 1 application per calendar year.
- Do not use more than 6.0 fl. oz. of this product per acre per calendar year (0.135 lb. a.i. per acre per calendar year).
- Pre-Harvest Interval (PHI) is 14 days.
- Do not use below 4.0 fl. oz. of this product per application (0.09 lb. a.i. per application), as this may result in poor control and contribute to development of resistance to etoxazole among mite populations.

Soybean

Pest	Rate fl. oz./acre	Rate lb. a.i./acre	Application Instructions
Two-spotted Spider Mite and any other species belonging to the spider mite family (Tetranychidae)	2.0 – 6.0	0.045 – 0.135	<p>Apply a minimum spray solution of 10 up to 50 gallons per acre by ground. Apply a minimum spray solution of 3 up to 10 gallons per acre by air**.</p> <p>This product is predominately an ovicide/larvicide. Use when mite populations are low.</p> <p>Use a sufficient volume of water to ensure thorough coverage of foliage.</p> <p>For best results, apply when the mite populations are low and beginning to build up on the plants before the population levels reaches economic threshold. Consult local and state agricultural authorities for specific details.</p> <p>Select lower rate for light infestations and higher rate for heavy infestations.</p> <p>Adjust volume based on size of the foliage.</p> <p>Good spray coverage is essential. Orient nozzles to assure good coverage. Use a higher volume of spray will assure better coverage especially under adverse conditions, such as hot, dry weather and/or a dense canopy.</p> <p>Use a sufficient volume of water to ensure thorough coverage of foliage canopy. Adjust volume based on size of the canopy, Use higher volumes for dense canopies.</p>

Restrictions:

- Do not apply by air in New York.
- Do not apply more than 1 application per calendar year.
- Do not use more than 6.0 fl. oz. of this product per acre per calendar year (0.135 lb. a.i. per acre per calendar year).
- Do not apply after the R5 stage.
- Do not graze treated soybean fields or feed treated forage or hay to livestock.
- Do not use below 2.0 fl. oz. of this product per application (0.045 lb. a.i. per application), as this may result in poor control and contribute to development of resistance to etoxazole among mite populations.

Stone Fruit - Crop Group 12-12: Apricot; Apricot, Japanese; Capulin; Cherry, Black; Cherry, Nanking; Cherry, Sweet; Cherry, Tart; Jujube, Chinese; Nectarine; Peach; Plum; Plum, American; Plum, Beach; Plum, Canada; Plum, Cherry; Plum, Chickasaw; Plum, Damson; Plum, Japanese; Plum, Klamath; Plum, Prune; Plumcot; Sloe; cultivars, varieties, and/or hybrids of these.

Pest	Rate fl. oz./acre	Rate lb. a.i./acre	Application Instructions
European Red Spider Mite Pacific Spider Mite Two-spotted Spider Mite	4.0 – 6.0	0.09 – 0.135	<p>Apply a minimum spray solution of 50 gallons per acre by ground.</p> <p>This product is predominately an ovicide/larvicide. Use when mite populations are low.</p> <p>Apply early in the life cycle of mites before the population levels reaches economic threshold. Consult local and state agricultural authorities for specific details.</p> <p>Select the lower rate for light infestations and the higher rate for heavy infestations.</p> <p>Use a sufficient volume of water to ensure thorough coverage of fruit and leaf surfaces. Adjust volume based on size of the tree canopy, Use higher volumes for dense canopies.</p>

Restrictions:

- Do not apply more than 1 application per calendar year.
- Do not use more than 6.0 fl. oz. of this product per acre per calendar year (0.135 lb. a.i. per acre per calendar year).
- Pre-Harvest Interval (PHI) is 7 days.
- Do not use below 4.0 fl. oz. of this product per application (0.09 lb. a.i. per application), as this may result in poor control and contribute to development of resistance to etoxazole among mite populations.

Sweet Corn ***

Pest	Rate fl. oz./acre	Rate lb. a.i./acre	Application Instructions
Banks Grass Mite ^A Carmine Spider Mite Pacific Spider Mite Strawberry Spider Mite Two-spotted Spider Mite	2.0 – 6.0	0.045 – 0.135	<p>Apply a minimum spray solution of 10 gallons per acre by ground.</p> <p>Apply a minimum spray solution of 3 gallons per acre by air**.</p> <p>This product is predominately an ovicide/larvicide. Use when mite populations are low.</p> <p>Use a sufficient volume of water to ensure thorough coverage of foliage.</p> <p>Apply when the mite populations are beginning to build up on the plants before the population levels reaches economic threshold. Also apply this product before the tasseling growth stage to allow good spray penetration and better control through the plant's canopy. Consult local and state agricultural authorities for specific details.</p> <p>Select the lower rate for light infestations and the higher rate for heavy infestations.</p> <p>Adjust volume based on size of the foliage.</p> <p>Good spray coverage is essential. Orient nozzles to assure good coverage. Use a higher volume of spray will assure better coverage especially under adverse conditions, such as hot, dry weather and/or a dense canopy.</p> <p>^AApplications targeting exclusively Banks grass mites may require higher rates within the rate range of 2.0 to 6.0 oz/acre particularly if populations have exceeded the established threshold in the fields to be treated with this product. Also, under extreme drought conditions and higher populations Banks grass mites may require an additional application of a non-etoxazole miticide.</p>

Restrictions:

** Do not use aerial applications in New York

*** Do not use in California

- Do not apply more than 1 application per calendar year.
- Do not use more than 6.0 fl. oz. of this product per acre per calendar year (0.0135 lb. a.i. per acre per calendar year).
- Pre-Harvest Interval (PHI) is 21 days.
- Do not use below 2.0 fl. oz. of this product per application (0.045 lb. a.i. per application), as this may result in poor control and contribute to development of resistance to etoxazole among mite populations.

Tree Nuts – Crop Group No. 14–12: African Nut–tree; Almond; Beechnut; Brazil Nut; Brazilian Pine; Bunya; Bur Oak; Butternut; Cajou Nut; Candlenut; Cashew; Chestnut; Chinquapin; Coconut; Coquito Nut; Dika Nut; Ginkgo; Guiana Chestnut; Hazelnut (Filbert); Heartnut; Hickory Nut; Japanese Horse-chestnut; Macadamia Nut; Mongongo Nut; Monkey-pot; Monkey Puzzle Nut; Okari Nut; Pachira Nut; Peach Palm Nut; Pecan; Pequi; Pili Nut; Pine Nut; Pistachio; Sapucaia Nut; Tropical Almond; Walnut, Black; Walnut, English; Yellowhorn; cultivars, varieties, and/or hybrids of these.

Pest	Rate fl. oz./acre	Rate lb. a.i./acre	Application Instructions
European Red Spider Mite Pacific Spider Mite Pecan Leaf Scorch Mite (<i>Eotetranychus hicoriae</i>) [(except CA)] Two-spotted Spider Mite	4.0 – 6.0	0.09 – 0.135	<p>Apply as a full coverage spray by ground with airblast equipment.</p> <p>This product is predominately an ovicide/larvicide. Use when mite populations are low.</p> <p>Apply early in the life cycle of mites before the population levels reaches economic threshold. Consult local and state agricultural authorities for specific details.</p> <p>Select the lower rate for light infestations and the higher rate for heavy infestations.</p>

Restrictions:

- Do not apply more than 1 application per calendar year.
- Preharvest interval (PHI) is 28 days.
- Do not use more than 6.0 fl. oz. of this product per acre per calendar year (0.135 lb. a.i. per acre per calendar year).
- Do not use below 4.0 fl. oz. of this product per application (0.09 lb. a.i. per application), as this may result in poor control and contribute to development of resistance to etoxazole among mite populations.

Tropical and Sub-Tropical (Inedible Peel): Avocado, Papaya, Star Apple, Black Sapote, Mango, Sapodilla, Canistel, Mamey Sapote.

Pest	Rate fl. oz./acre	Rate lb. a.i./acre	Application Instructions
Avocado Brown Mite Persea Mite Two-spotted Spider Mite	4.0 – 6.0	0.09 – 0.135	<p>Apply a minimum spray solution of 50 gallons per acre by ground.</p> <p>Apply a minimum spray solution of 20 gallons per acre by air**.</p> <p>This product is predominately an ovicide/larvicide. Use when mite populations are low.</p> <p>Use a sufficient volume of water to ensure thorough coverage of crop's foliage and reproductive parts. This prevents mites from dispersal, feeding and reproduction.</p> <p>Apply when the mite populations are low and beginning to build up on the plants before the population levels reaches economic threshold. Consult local and state agricultural authorities for specific details.</p> <p>Select the lower rate for light infestations and the higher rate for heavy infestations.</p> <p>Adjust volume based on size of the foliage. Use higher volumes on more mature plants and varieties that have more compact and dense foliage.</p> <p>Good spray coverage is essential. Orient nozzles to assure good coverage. Use a higher volume of spray will assure better coverage especially under adverse conditions, such as hot, dry weather and/or a dense canopy.</p>

Restrictions:

**Do not use aerial applications in New York.

- Do not apply more than 1 application per calendar year.
- Preharvest interval (PHI) is 1 day.
- Do not use more than 6.0 fl. oz. of this product per acre per calendar year (0.135 lb. a.i. per acre per calendar year).
- Do not use below 4.0 fl. oz. of this product per application (0.09 lb. a.i. per application), as this may result in poor control and contribute to development of resistance to etoxazole among mite populations.

WARRANTY DISCLAIMER AND NOTICE

IMPORTANT: READ BEFORE USE

Read the entire Directions for Use, Conditions, Disclaimer of Warranties and Limitations of Liability before using this product. If terms are not acceptable, return the unopened product container at once.

By using this product, user or buyer accepts the following Conditions, Disclaimer of Warranties and Limitations of Liability.

CONDITIONS: The directions for use of this product are believed to be adequate and must be followed carefully. However, it is impossible to eliminate all risks associated with the use of this product. Crop injury, ineffectiveness or other unintended consequences may result because of such factors as weather conditions, presence of other materials, or the manner of use or application, all of which are beyond the control of Aceto Life Sciences, L.L.C. To the extent consistent with applicable law all such risks shall be assumed by the user or buyer.

DISCLAIMER OF WARRANTIES: To the extent consistent with applicable law, ACETO LIFE SCIENCES, L.L.C. MAKES NO OTHER WARRANTIES, EXPRESS OR IMPLIED, OF MERCHANTABILITY OR OF FITNESS FOR A PARTICULAR PURPOSE OR OTHERWISE, THAT EXTEND BEYOND THE STATEMENTS MADE ON THIS LABEL. No agent of Aceto Life Sciences, LLC is authorized to make any warranties beyond those contained herein or to modify the warranties contained herein. To the extent consistent with applicable law, ACETO LIFE SCIENCES, L.L.C. DISCLAIMS ANY LIABILITY WHATSOEVER FOR SPECIAL, INCIDENTAL OR CONSEQUENTIAL DAMAGES RESULTING FROM THE USE OR HANDLING OF THIS PRODUCT.

LIMITATIONS OF LIABILITY: To the extent consistent with applicable law, THE EXCLUSIVE REMEDY OF THE USER OR BUYER FOR ANY AND ALL LOSSES, INJURIES OR DAMAGES RESULTING FROM THE USE OR HANDLING OF THIS PRODUCT, WHETHER IN CONTRACT, WARRANTY, TORT, NEGLIGENCE, STRICT LIABILITY OR OTHERWISE, SHALL NOT EXCEED THE PURCHASE PRICE PAID, OR AT ACETO LIFE SCIENCES, L.L.C.'S ELECTION, THE REPLACEMENT OF PRODUCT.

All trademarks are proprietary of their respective owners.

Active ingredient made in China, formulated in USA and package in USA.

ETOXAZOLE GROUP 10B INSECTICIDE

SUREMITE™ SC MITICIDE

Miticide for use on Beet, Sugar Roots and Beet, Sugar Leaves, Caneberry, Cotton, Cucurbit Vegetables, Field Corn, Popcorn, Corn (Grown for Seed), Hops, Low Growing Berry, Mint, Non-Bearing Fruit Trees, Pepper and Eggplant, Pome Fruit, Small Fruit Vine Climbing (except Fuzzy Kiwifruit), Soybean, Stone Fruit, Sweet Corn, Tree Nuts, and Tropical and Sub-Tropical Fruit (Inedible Peel).

ACTIVE INGREDIENT:	% BY WT
Etoxazole*	31.7%
OTHER INGREDIENTS:	68.3%
TOTAL	100.0%

*2-(2,6-difluorophenyl)-4-[4-(1,1-dimethylethyl)-2-ethoxyphenyl]-4,5-dihydrooxazole

SUREMITE™ SC Miticide is a soluble concentrate containing 2.88 lbs. of etoxazole per gallon.

EPA Reg. No. 2749-612

EPA Est. No. 70815-GA-002

Batch Code: See container

See inside booklet for Precautionary Statements and Directions for Use.

Read "LIMIT OF WARRANTY AND LIABILITY" before buying or using. If terms are not acceptable, return at once unopened.

KEEP OUT OF REACH OF CHILDREN CAUTION

Si usted no entiende la etiqueta, busque a alguien para que se la explique a usted en detalle. (If you do not understand the label, find someone to explain it to you in detail.)

PRECAUTIONARY STATEMENTS HAZARDS TO HUMANS AND DOMESTIC ANIMALS CAUTION.

Emergency Assistance: Have the product container or label with you when calling a poison control center or doctor or going for treatment. FOR EMERGENCY MEDICAL HELP, CALL CHEMTREC® TOLL FREE 1-800-424-9300 or 1-703-527-3887.

ENVIRONMENTAL HAZARDS

This pesticide is toxic to freshwater and marine/estuarine aquatic invertebrates, including oysters and shrimp. Do not apply directly to water, or to areas where surface water is present or to intertidal areas below the mean high water mark. Do not apply when weather conditions favor drift from treated areas. Drift and runoff from treated areas may be hazardous to aquatic organisms in water adjacent to treated areas. Do not contaminate water when disposing of equipment washwaters or rinsate.

PHYSICAL OR CHEMICAL HAZARDS

Do not mix or allow coming in contact with Oxidizing agents. Hazardous Chemical reaction may occur.

**2.5 gallons (9.45 liters)
NET CONTENTS**

Manufactured for: Aceto Life Sciences, L.L.C., 4 Tri Harbor Court, Port Washington, NY 11050

Storage and Disposal

Do not contaminate water, food, or feed by storage and disposal.

Pesticide Storage: Store in original container only. Avoid freezing. Store above 40°F. In case of leak or spill, use absorbent materials to contain liquids and dispose as waste.

Pesticide Disposal: Wastes resulting from the use of this product may be disposed of on site or at an approved waste disposal facility.

Container Handling: Nonrefillable container (plastic). Do not reuse or refill this container. Offer for recycling if available or puncture and dispose of in a sanitary landfill, or by incineration, or by other procedures allowed by state and local authorities.

Triple rinse or pressure rinse container (or equivalent) promptly after emptying. **Triple rinse** as follows: Empty the remaining contents into application equipment or a mix tank and drain for 10 seconds after the flow begins to drip. Fill the container 1/4 full with water and recap. Shake for 10 seconds. Pour rinsate into application equipment or a mix tank or store rinsate for later use or disposal. Drain for 10 seconds after the flow begins to drip. Repeat this procedure two more times. **Pressure rinse** as follows: Empty the remaining contents into application equipment or a mix tank and continue to drain for 10 seconds after the flow begins to drip. Hold container upside down over application equipment or mix tank or collect rinsate for later use or disposal. Insert pressure rinsing nozzle in the side of the container, and rinse at about 40 psi for at least 30 seconds. Drain for 10 seconds after the flow begins to drip.

FOR CHEMICAL SPILL, LEAK, FIRE, EXPOSURE OR MEDICAL EMERGENCY INVOLVING THIS PRODUCT CALL CHEMTREC® TOLL FREE 1-800-424-9300 or 1-703-527-3887.



PEEL BACK BOOK HERE AND RESEAL AFTER OPENING

PROOF

THIS PROOF IS TO BE CHECKED FOR ACCURACY

Please review and approve **Text, Spelling, Copy Placement, Size, Shape, Colors** and **Dieline**.

Authorized signature accepts responsibility for accuracy of all copy, color break and artwork. Cimarron Label is not liable for any discrepancies subsequently identified.

PLEASE NOTE: Due to color variance between printers/monitors, the colors represented by this proof cannot be deemed accurate. Please refer to a color matching system such as the Pantone Matching System for a truer representation of spot colors.

THIS PROOF IS NOT ACCURATE FOR COLOR-MATCH.





Dieline does not print.

 **Cimarron Label**

Experts in Extended Text Labeling

4201 North Westport Ave. • Sioux Falls, SD 57107

Phone: (605) 978-0451 • Fax: (605) 978-0463

DATE	JOB NUMBER	CUSTOMER
04/01/22	201182	Aceto
LABEL SIZE	BOOKLET SIZE	
7.125" X 6.375"	6.875" X 5.375"	
LABEL COLORS	BOOKLET OUTSIDE COLORS	BOOKLET INSIDE COLORS
 BLK	 BLK  7657	 BLK
PATTERN VARNISH: <input checked="" type="checkbox"/> YES <input type="checkbox"/> NO		

Form: CS 006B - 3/29/2017

ARTWORK IS APPROVED

REVISED PROOF NEEDED

**WE CANNOT PROCESS
THIS ORDER WITHOUT AN
AUTHORIZED SIGNATURE**

Signed _____ Date _____