

**RESTRICTED USE PESTICIDE**

Toxic to fish and aquatic organisms

For retail sale to and use only by certified applicators or persons under their direct supervision and only for the uses covered by the certified applicator's certification.

GROUP

3A

INSECTICIDE

# Willowood BIFENTHRIN 2EC

## Insecticide/Miticide

For use to control listed insects and mites on artichokes, brassicas, caneberries, canola, cilantro, citrus, coriander, corn, cotton, crambe, cucurbits, dried beans and peas, fruiting vegetables, grapes, head lettuce, hops, leafy brassicas, mayhaw, okra, peanuts, pears, rapeseed, root crops, soybeans, spinach, succulent peas and beans, tobacco, and tuberous and corm vegetables.

For use to control listed insect pests on Ornamentals and Trees\* (including Field and Container Grown Nursery Stock, Christmas Trees, Interiorscapes and Landscapes, Lawns, Trees and Shrubs, and on Golf Courses and Sod Farms)

\* Not For Use in California

DO NOT APPLY THIS PRODUCT ON GOLF COURSES AND SOD FARMS IN NASSAU OR SUFFOLK COUNTY, NEW YORK

ACTIVE INGREDIENT:	% BY WT.
Bifenthrin: (2 methyl[1,1-biphenyl]-3-yl)methyl 3-(2-chloro-3,3,3-trifluoro-1-propenyl)-2,2-dimethyl-cyclopropanecarboxylate*	25.0%
OTHER INGREDIENTS**:	75.0%
<b>TOTAL:</b>	<b>100.0%</b>

\*Cis isomers 97% minimum, trans isomers 3% maximum.

\*\*Contains xylene range aromatic solvents.

This product contains 2 pounds active ingredient per gallon.

## KEEP OUT OF REACH OF CHILDREN WARNING-AVISO

Si usted no entiende la etiqueta, busque a alguien para que se la explique a usted en detalle.  
(If you do not understand the label, find someone to explain it to you in detail).

See inside label booklet for First Aid, Precautionary Statements and Directions for Use including Storage and Disposal instructions.

Manufactured For:  
Willowood, LLC  
1887 Whitney Mesa Drive #9740  
Henderson, NV 89014-2069  
20191021

EPA Reg. No. 87290-54  
EPA Est. No. 072344-MO-004(T); 88746-GA-1(Z)  
First letter(s) in lot number correspond to letter(s) following the EPA Est. No.

**NET CONTENTS: 1 Gallon**

Job 159356

<b>FIRST AID</b>	
<b>IF SWALLOWED:</b>	<ul style="list-style-type: none"> <li>• Immediately call a poison control center or doctor.</li> <li>• Do not induce vomiting unless told to do so by a poison control center or doctor.</li> <li>• Do not give any liquid to the person.</li> <li>• Do not give anything by mouth to an unconscious person.</li> </ul>
<b>IF IN EYES:</b>	<ul style="list-style-type: none"> <li>• Hold eye open and rinse slowly and gently with water for 15-20 minutes.</li> <li>• Remove contact lenses, if present, after the first 5 minutes, then continue rinsing eye.</li> <li>• Call a poison control center or doctor for treatment advice.</li> </ul>
<b>IF ON SKIN OR CLOTHING:</b>	<ul style="list-style-type: none"> <li>• Take off contaminated clothing.</li> <li>• Rinse skin immediately with plenty of water for 15-20 minutes.</li> <li>• Call a poison control center or doctor for treatment advice.</li> </ul>
<b>IF INHALED:</b>	<ul style="list-style-type: none"> <li>• Move person to fresh air.</li> <li>• If person is not breathing, call 911 or an ambulance, then give artificial respiration, preferably by mouth-to-mouth if possible.</li> <li>• Call a poison control center or doctor for further treatment advice.</li> </ul>
<b>HOT LINE NUMBER</b>	
<p>Have the product container or label with you when calling a poison control center or doctor, or going for treatment. For emergency information concerning this product, call the National Pesticides Information Center (NPIC) at 1-800-858-7378 seven days a week, 6:30 am to 4:30 pm Pacific Time or your poison control center at 1-800-222-1222.</p>	
<p><b>NOTE TO PHYSICIAN:</b> This product is a pyrethroid. If large amounts have been ingested, the stomach and intestines should be evacuated. Treatment is symptomatic and supportive. Digestible fats, oils, or alcohol may increase absorption and should be avoided. This product contains a petroleum distillate. Vomiting may cause aspiration pneumonia.</p>	

**PRECAUTIONARY STATEMENTS**  
**HAZARDS TO HUMANS AND DOMESTIC ANIMALS**

**WARNING**

May be fatal if swallowed. Causes substantial but temporary eye injury. Do not get in eyes or on clothing. Wear protective eyewear (goggles, face shield, or safety glasses). Harmful if inhaled or absorbed through skin. Avoid breathing vapor or spray mist. Avoid contact with skin. Wash thoroughly with soap and water after handling and before eating, drinking, chewing gum, using tobacco or using the toilet. Remove and wash contaminated clothing before reuse.

**PERSONAL PROTECTIVE EQUIPMENT (PPE)**

Some materials that are chemical-resistant to this product are listed below. If you want more options, follow the instructions for category E on an EPA chemical resistance category selection chart.

**Handlers who may be exposed to the dilute through application or other tasks must wear:**

- Long-sleeved shirt and long pants
- Chemical-resistant gloves, such as barrier laminate, nitrile rubber, neoprene rubber, or viton
- Shoes plus socks

**Handlers who may be exposed to the concentrate through mixing, loading, application, or other tasks must wear:**

- Long-sleeved shirt and long pants
- Chemical-resistant gloves, such as barrier laminate, nitrile rubber, neoprene rubber, or viton
- Shoes plus socks
- Protective eyewear

Discard clothing and other absorbent materials that have been drenched or heavily contaminated with this product's concentrate. Do not reuse them. Follow manufacturer's instructions for cleaning/maintaining PPE. If no such instructions for washables exist, use detergent and hot water. Keep and wash PPE separately from other laundry.

**USER SAFETY RECOMMENDATIONS**

**Users should:**

- Wash hands before eating, drinking, chewing gum, using tobacco, or using the toilet.
- Remove clothing immediately if pesticide gets inside. Then wash thoroughly and put on clean clothing.
- Remove PPE immediately after handling this product. Wash outside of gloves before removing. As soon as possible, wash thoroughly and change into clean clothing.

## ENVIRONMENTAL HAZARDS

This pesticide is extremely toxic to fish and aquatic invertebrates. Use with care when applying in areas adjacent to any body of water. Do not apply directly to water, to areas where surface water is present, or to intertidal areas below the mean high water mark. Do not make applications when weather conditions favor drift from treated areas. Drift and runoff from treated areas may be hazardous to aquatic organisms in neighboring areas. Do not contaminate water when disposing of equipment washwaters.

This product is highly toxic to bees exposed to direct treatment or residues on blooming crops or weeds. Do not apply this product or allow it to drift to blooming crops or weeds while bees are actively visiting the treatment area.

The use of Willowood Bifenthrin 2EC is prohibited in areas that may result in exposure of endangered species to bifenthrin. Prior to use in a particular county contact the local extension service for procedures and precautions to use to protect endangered species.

## PHYSICAL/CHEMICAL HAZARDS

Do not use or store near heat or open flame.

## DIRECTIONS FOR USE

It is a violation of Federal law to use this product in a manner inconsistent with its labeling.

Do not apply this product in a way that will contact workers or other persons, either directly or through drift. Only protected handlers may be in the area during application. For any requirements specific to your State or Tribe, consult the agency responsible for pesticide regulation.

## AGRICULTURAL USE REQUIREMENTS

Use this product only in accordance with its labeling and with the Worker Protection Standard, 40 CFR Part 170. This Standard contains requirements for the protection of agricultural workers on farms, forests, nurseries, and greenhouses, and handlers of agricultural pesticides. It contains requirements for training, decontamination, notification, and emergency assistance. It also contains specific instructions and exceptions pertaining to the statements on this label about personal protective equipment (PPE) and restricted-entry interval. The requirements in this box only apply to uses of this product that are covered by the Worker Protection Standard.

**Do not enter or allow worker entry into treated areas during the restricted entry interval (REI) of 12 hours.**

PPE required for early entry to treated areas that is permitted under the Worker Protection Standard and that involves contact with anything that has been treated, such as plants, soil, or water, is:

- Coveralls
- Chemical-resistant gloves, such as barrier laminate, nitrile rubber, neoprene rubber, or Viton
- Shoes plus socks

### NON-AGRICULTURAL USE REQUIREMENTS

The requirements in this box apply to uses of this product that are NOT within the scope of the Worker Protection Standard for agricultural pesticides (40 CFR Part 170). The WPS applies when this product is used to produce agricultural plants on farms, forests, nurseries and greenhouses.

Do not allow people or pets on treated areas until the spray has dried.

### STORAGE AND DISPOSAL

Do not contaminate water, food or feed by storage or disposal.

**PESTICIDE STORAGE AND SPILL PROCEDURES:** Keep out of reach of children and animals. Store in original containers only, in a cool, dry place and avoid excess heat. Do not freeze. Do not store below 40°F. Carefully open containers. If crystals are observed, warm material to above 60°F by placing container in warm location. Shake or roll container periodically to redissolve solids. After partial use, replace lids and close tightly. Do not put concentrate or dilute material into food or drink containers. Do not contaminate other pesticides, fertilizers, water, food or feed by storage or disposal.

In case of spill, avoid contact, isolate area, and keep out animals and unprotected persons. Confine spills.

**To confine spill:** If liquid, dike surrounding area or absorb with sand, cat litter, or commercial clay. If dry material, cover to prevent dispersal. Place damaged package in a holding container. Identify contents.

**PESTICIDE DISPOSAL:** Pesticide wastes are toxic. Improper disposal of excess pesticide, spray mixture, or rinsate is a violation of Federal Law. If these wastes cannot be disposed of by use according to label instructions, contact your State Pesticide or Environmental Control Agency, or the Hazardous Waste representative of the nearest EPA Regional Office for guidance.

**CONTAINER HANDLING:** Nonrefillable container. Do not reuse or refill container. Triple rinse container (or equivalent) promptly after emptying.

Triple rinse as follows: Empty the remaining contents into application equipment or a mix tank and drain for 10 seconds after the flow begins to drip. Fill the container 1/4 full with water and recap. Shake for 10 seconds. Pour rinsate into application equipment or a mix tank or store rinsate for later use or disposal. Drain for 10 seconds after the flow begins to drip. Repeat this procedure two more times. Then offer for recycling if available or puncture and dispose of in a sanitary landfill, or by incineration.

## **RESISTANCE MANAGEMENT**

Willowood Bifenthrin 2EC contains a Group 3 Insecticide. With repeated use of Group 3 insecticide as the primary method of control in the same field or in successive years, insect/mite populations can develop resistant biotypes. If this occurs, insect/mite biotypes with acquired resistance to Group 3 insecticides may eventually dominate the insect/mite population. This may result in partial or total loss of control of those species by Willowood Bifenthrin 2EC or other Group 3 insecticides.

To delay development of insecticide resistance, the following practices are suggested:

- Base insecticide applications on comprehensive IPM programs. This program should include an insect management program that includes cultural and biological control where possible.
- Use good resistance management strategies established for the use area. This may include the use of insecticide rotations or tank mixes with other groups of insecticide and miticides in an IPM program.
- Always apply Willowood Bifenthrin 2EC at the labeled rates and according to label directions. Do not use less than label rates alone or in tank mixtures unless directed otherwise in supplemental labeling supplied by Willowood, LLC.
- Monitor treated populations in the field for loss of control. If poor performance cannot be attributed to improper application or extreme weather conditions, a resistant strain may be present. Immediately consult your local Willowood, LLC representative or agricultural advisor for the best alternative method of control for your area.
- Do not treat seedling plants grown for transplant in greenhouses, shade houses, or field plots.
- Consult your local extension specialist, certified crop advisor, and/or manufacturer for insecticide resistance management and /or IPM guidance for the specific site and resistant pest problems.

## **APPLICATIONS INSTRUCTIONS**

The rate of Willowood Bifenthrin 2EC applied will vary according to pest pressure and timing of application. Use lower rates under light to moderate infestations and higher rates under heavy insect pressure and for mite control. Arid climates generally require higher rates.

Unless otherwise specified for a specific crop, apply when pest population reaches economic (damaging) threshold and repeat as necessary to maintain control. Thorough coverage is essential to achieve control.

In the COMMENTS section of the label for each crop, the application rate when applied by ground and/or air is listed as an amount of spray per acre. In all cases, this refers to finished spray per acre.

## **CHEMIGATION USE DIRECTIONS**

Apply this product only through sprinkler including center pivot, lateral move, end tow, side (wheel) roll, traveler, big gun, solid set, or hand move irrigation systems. Do not apply this product through any other type of irrigation system.

Do not connect an irrigation system (including greenhouse systems) used for pesticide application to a public water system.

Crop injury, lack of effectiveness, or illegal residues in the crop can result from non-uniform distribution of treated water. Contact your State Agricultural Extension Service specialists, equipment manufacturers, or other experts for consultation on the suitability of the equipment setup to obtain effective control of the target insect pests.

A person knowledgeable of the chemigation system and responsible for its operation, or under the supervision of the responsible person, shall shut the system down and make necessary adjustments should the need arise. Failure to cease application during a mechanical stoppage may result in undesirable residues to adjacent area.

The system must contain a functional check valve, vacuum-relief valve, and low pressure drain appropriately located on the irrigation pipeline to prevent water source contamination from backflow.

The pesticide injection pipeline must contain a functional, automatic, quick-closing check valve to prevent the flow of fluid back toward the injection pump.

The pesticide injection pipeline must also contain a functional, normally closed, solenoid-operated valve located on the intake side of the injection pump and connected to the system interlock to prevent fluid from being withdrawn from the supply tank when the irrigation system is either automatically or manually shut down.

The system must contain functional interlocking controls to automatically shut off the pesticide injection pump when the water pump motor stops.

The irrigation line or water pump must include a functional pressure switch which will stop the water pump motor when the water pressure decreases to the point where pesticide distribution is adversely affected.

Systems must use a metering pump, such as a positive displacement injection pump (e.g., diaphragm pump) effectively designed and constructed of materials that are compatible with pesticides and capable of being fitted with a system interlock.

Do not apply when wind speed favors drift beyond the area intended for treatment.

For sprinkler irrigation, meter Willowood Bifenthrin 2EC at a continuous uniform rate during the entire irrigation period. To ensure accurate application over the treated area, apply in sufficient volume of water or other diluent. If non-emulsified oil is used as the diluent, use 1 to 2 pints per acre. Maintain continuous agitation of the pesticide supply tank for the duration of the application period. When chemigation systems are used, 0.5 inch per acre of irrigation water is suggested except that for Low Energy Precision Application (LEPA) irrigation, a minimum of 0.75 inch of water per acre is suggested.

## BUFFER ZONES

### Vegetative Buffer Strip

Construct and maintain a minimum 10-foot-wide vegetative filter strip of grass or other permanent vegetation between the field edge and down gradient aquatic habitat (such as, but not limited to, lakes, reservoirs, rivers, permanent streams, marshes or natural ponds, estuaries; and commercial fish farm ponds).

Only apply products containing bifenthrin onto fields where a maintained vegetative buffer strip of at least 10 feet exists between the field and down gradient aquatic habitat.

For guidance, refer to the following publication for information on constructing and maintaining effective buffers:

- *Conservation Buffers to Reduce Pesticide Losses. Natural Resources Conservation Services. USDA, NRCS. 2000. Fort Worth, Texas. 21 pp. <http://www.in.nrcs.usda.gov/technical/agronomy/newconbuf.pdf>.*

### Buffer Zone for Ground Application (ground boom, overhead chemigation, or airblast)

Do not apply within 25 feet of aquatic habitats (such as, but not limited to, lakes, reservoirs, rivers, streams, marshes, natural ponds, estuaries, and commercial fish ponds).

### Buffer Zone for ULV Aerial Application

Do not apply within 450 feet of aquatic habitats (such as, but not limited to, lakes, reservoirs, rivers, streams, marshes, natural ponds, estuaries, and commercial fish ponds).

### Buffer Zone for Non-ULV Aerial Application

Do not apply within 150 feet of aquatic habitats (such as, but not limited to, lakes, reservoirs, rivers, streams, marshes, natural ponds, estuaries, and commercial fish ponds).

## SPRAY DRIFT REQUIREMENTS

### Wind Direction and Speed

Only apply this product if the wind direction favors on-target deposition. Do not apply when wind velocity exceeds 15 mph.

### Temperature Inversions

Do not make aerial or ground applications into temperature inversions.

Inversions are characterized by stable air and increasing temperatures with height above the ground. Mist or fog may indicate the presence of an inversion in humid areas. The applicator may detect the presence of an inversion by producing smoke and observing a smoke layer near the ground surface.

### Droplet size

Use only Medium or coarse spray nozzles (for ground and non-ULV aerial application) according to ASAE (S572) definition for standard nozzles. In conditions of low humidity and high temperatures, applicators should use a coarser droplet size.

### Additional Requirements for Ground Application

Wind speed must be measured adjacent to the application site on the upwind side, immediately prior to application.



For ground boom applications, apply using a nozzle height of no more than 4 feet above the ground or crop canopy.

For airblast applications, turn off outward-pointing nozzles at row ends and when spraying the outer two rows. To minimize spray loss over the top in orchard applications, spray must be directed into the canopy.

#### **Additional Requirements for Aerial Application**

The spray boom should be mounted on the aircraft as to minimize drift caused by wingtip or rotor vortices. The minimum practical boom length should be used and must not exceed 75% of wing span or 80% rotor diameter.

Flight speed and nozzle orientation must be considered in determining droplet size.

Spray must be released at the lowest height consistent with pest control and flight safety. Do not release spray at a height greater than 10 feet above the crop canopy unless a greater height is required for aircraft safety.

When applications are made with a crosswind, the swath will be displaced downwind. The applicator must compensate for this displacement at the downwind edge of the application area by adjusting the path of the aircraft upwind.

In New York State, this product may not be applied within 100 feet (using ground equipment) to 300 feet (using aerial equipment) of coastal marshes or streams that drain into coastal marshes.

### **ROTATIONAL CROPS**

If applying to crops for which Bifenthrin tolerances exist, the crops may be rotated at any time. All other crops may be rotated 30 days following the final application of Willowood Bifenthrin 2EC.

### **MIXING INSTRUCTIONS**

The spray tank must be clean, thoroughly rinsed, and decontaminated before adding either Willowood Bifenthrin 2EC alone or with tank mix combinations (see **Willowood Bifenthrin 2EC in Tank Mixtures** section below). If water is used as the carrier, use clean water.

For aerial applications made on brassicas (see **CROPS** section of the label below for full list of approved brassicas), canola, crambe, rapeseed, foliar applications on corn, cucurbits (see **CROPS** section of the label below for full list of approved cucurbits), eggplant, grapes, head lettuce, and succulent peas and beans (see **CROPS** section of the label below for full list of approved succulent peas and beans), 1 to 2 quarts of emulsified oil may be substituted for 1 to 2 quarts of water in the finished spray. For aerial applications made on cotton, 1 quart of emulsified oil may be substituted for one quart of water in the finished spray. Thorough coverage is essential to achieve control.

**Willowood Bifenthrin 2EC Used Alone:** When Willowood Bifenthrin 2EC is used alone, add the labeled amount to the spray tank when the tank is half filled with water or other carrier; then add the rest of the water or other carrier (as permitted on this label). Provide sufficient agitation during mixing and application to maintain a uniform emulsion.

**Willowood Bifenthrin 2EC with Fertilizer:** Fill the spray tank approximately one-half full with water and/or liquid fertilizer, add the proper amount of Willowood Bifenthrin 2EC, and then add the rest of the water and/

or fertilizer. Provide sufficient agitation during mixing and application to maintain a uniform spray mixture.

Perform a jar compatibility test with the appropriate ratio of Willowood Bifenthrin 2EC and fertilizer to ensure the mixture will stay in solution. Maintain constant agitation during mixing and application.

**Willowood Bifenthrin 2EC in Tank Mixtures:** If a tank mixture is used, perform a compatibility test before actual tank mixing. Test all untried mixtures using proper ratios and mixing sequences of all ingredients to be included in the mixture. Once compatibility is confirmed for the tank mix, fill the tank half full with water or other carrier. Start and continue agitation throughout mixing following conventional mixing order practices. Willowood Bifenthrin 2EC may be applied in tank mixtures with other products approved for use on registered crops. Observe all restrictions and precautions which appear on the labels of these products.

### FOOD CROPS USE INSTRUCTIONS

#### ARTICHOKE

PEST	DOSAGE		APPLICATION INSTRUCTIONS
	LB AI/A	FL OZ/A	
Artichoke Plume Moth Cribrate Weevil	0.10	6.4	Repeat as necessary to maintain control, but not apply more often than 15 day intervals. <b>Ground Application:</b> Apply in water in a minimum of 75 gallons per acre as a full cover spray. <b>Air Application:</b> Apply in water in a minimum of 10 gallons per acre.
<b>RESTRICTIONS:</b> <ul style="list-style-type: none"><li>• Do not apply more than 0.5 lb. active ingredient (32 fl. ounces formulated product) per acre per season.</li><li>• Do not apply within 5 days of harvest (PHI).</li></ul>			

**BRASSICAS**

CROP	PEST	DOSAGE		APPLICATION INSTRUCTIONS
		LB AI/A	FL OZ/A	
Head and Stem Brassica Vegetables including: Broccoli Chinese Broccoli (gai lon, white flowering broccoli) Brussels Sprouts Cauliflower Cavalo Broccolo Kohlrabi Cabbage Chinese Cabbage (napa) Chinese Mustard Cabbage (gai choy)	Aphids Armyworms Corn Earworm Crickets Cucumber Beetle Cutworms Diamondback Moth Flea Beetle Ground Beetles Imported Cabbageworm Leafhoppers Loopers Saltmarsh Caterpillar Stink Bugs Thrips Tobacco Budworm Whitefly Wireworm (Adults)	0.033-0.10	2.1-6.4	<p><b>Ground Application:</b> Apply in water in a minimum of 10 gallons per acre.</p> <p><b>Air Application:</b> Apply in water in a minimum of 2 gallons per acre. Emulsified oil may be substituted for water.</p> <p>See section entitled <b>MIXING INSTRUCTIONS</b> for details on the amount of oil to use in the spray tank in lieu of water.</p> <p>Repeat applications if needed to maintain control, but do not make applications less than 7 days apart.</p>
	Banks Grass Mite Carmine Mite <i>Lygus</i> spp. Pacific Spider Mite Twospotted Spider Mite	0.08-0.10	5.12-6.4	
<p><b>RESTRICTIONS:</b></p> <ul style="list-style-type: none"> <li>• Do not apply more than 0.5 lb active ingredient (32 fl. ounces formulated product) per acre per season.</li> <li>• Do not make more than 5 applications after bloom.</li> <li>• Do not apply within 7 days of harvest (PHI).</li> </ul>				

**CANEBERRIES**

CROP	PEST	DOSAGE		APPLICATION INSTRUCTIONS
		LB AI/A	FL OZ/A	
Caneberries including: Blackberries Bingleberries Dewberries Loganberries Lowberries Marionberries Olallieberries Raspberries Youngberries	Leafrollers Orange Tortrix Root Weevils	0.05-0.10	3.2-6.4	Apply by air or ground equipment using sufficient water to obtain full coverage of foliage (minimum of 10 gallons per acre by air and 50 gallons per acre by ground). <b>Ground Application:</b> Apply in water in a minimum of 50 gallons per acre. <b>Air Application:</b> Apply in water in a minimum of 10 gallons per acre. A total of two applications may be made. One application may be made pre-bloom and a second application may be made post bloom.
	Spider Mites	0.10	6.4	
<p><b>RESTRICTIONS:</b></p> <ul style="list-style-type: none"> <li>Do not apply more than 0.2 lb. active ingredient (12.8 fl. ounces formulated product) per acre per season.</li> <li>Do not apply within 3 days of harvest (PHI).</li> </ul>				

**CANOLA, CRAMBE, RAPESEED**

PEST	DOSAGE		APPLICATION INSTRUCTIONS
	LB AI/A	FL OZ/A	
Aphids Armyworms Cutworms Diamondback Moth Flea Beetles Flea Hoppers Grasshoppers Loopers Lygus Bugs Other Lepidopterous Larvae Plant Bugs Seedpod Weevil Stink Bugs Thrips Whitefly	0.033-0.04	2.1-2.6	<p><b>Ground Application:</b> Apply in water in a minimum of 10 gallons per acre.</p> <p><b>Air Application:</b> Apply in water in a minimum of 2 gallons per acre. Emulsified oil may be substituted for water.</p> <p>See section entitled <b>MIXING INSTRUCTIONS</b> for details on the amount of oil to use in the spray tank in lieu of water.</p> <p>Repeat applications if needed to maintain control, but do not make applications less than 14 days apart.</p>
<p><b>RESTRICTIONS:</b></p> <ul style="list-style-type: none"> <li>• Do not apply more than 0.08 lb. active ingredient (5.12 fl. ounces formulated product) per acre per season.</li> <li>• Do not apply within 35 days of harvest (PHI).</li> </ul>			

**CHRISTMAS TREES (For use only in Washington and Oregon)**

PEST	DOSAGE		APPLICATION INSTRUCTIONS
	LB AI/A	FL OZ/A	
Root Weevil Spruce Spider Mite	0.06-0.10	3.9-6.4	<p><b>Ground Application:</b> Apply in water in a minimum of 20 gallons per acre.</p> <p><b>Air Application:</b> Apply in water in a minimum of 5 gallons per acre.</p> <p>Willowood Bifenthrin 2EC is usually not phytotoxic to Christmas trees. However, make applications to a small representative group of plants to ensure that a particular variety grown under current conditions is not unusually sensitive to Willowood Bifenthrin 2EC.</p> <p>Maintain a minimum of 21 days between applications.</p>
<p><b>RESTRICTIONS:</b></p> <ul style="list-style-type: none"> <li>• Do not apply more than 0.1 lb. active ingredient (6.4 fl. ounces formulated product) per acre per season.</li> <li>• Do not make more than 3 applications in a crop year.</li> <li>• Do not make applications through irrigation systems.</li> </ul>			

**CILANTRO, CORIANDER**

PEST	DOSAGE		APPLICATION INSTRUCTIONS
	LB AI/A	FL OZ/A	
Aphids Beet Armyworm Cabbage Looper Cutworm Flea Beetle Grasshoppers Leafminer Saltmarsh caterpillar Spotted Cucumber Beetle Thrips Whitefly	0.033-0.10	2.1-6.4	<b>Ground Application:</b> Apply in water in a minimum of 10 gallons per acre. <b>Air Application:</b> Apply in water in a minimum of 2 gallons per acre. Apply in sufficient water to obtain thorough coverage.
Two Spotted Spider Mite	0.08-0.10	5.12-6.4	

**RESTRICTIONS:**

- Do not apply more than 0.5 lb. active ingredient (32 fl. ounces formulated product) per acre per season.
- Do not make applications less than 7 days apart.
- Do not apply within 3 days of harvest (PHI).

**CITRUS (Except Florida)\***

PEST	DOSAGE		APPLICATION INSTRUCTIONS
	LB AI/A	FL OZ/A	
Asian Cockroach Diaprepes Root Weevil ( <i>Diaprepes abbreviatus</i> ) Fire Ants	0.25 – 0.50	16-32	<p><b>Ground Application:</b> Apply in water in a minimum of 30 gallons per acre.</p> <p>Use a handgun or shielded sprayer to apply to individual citrus trees if they are not planted in solid rows.</p> <p>Diaprepes root weevil emergence generally occurs in the spring, but weather conditions can prompt a second emergence in the fall. In areas where only a spring emergence is expected, use 32 ounces of Willowood Bifenthrin 2EC. In areas where a second emergence is expected, use 16 ounces of Willowood Bifenthrin 2EC in the early season and 16 ounces of Willowood Bifenthrin 2EC later in the season.</p> <p>If the length of control of Willowood Bifenthrin 2EC is not sufficient to cover the emergence of the root weevil, use other pest control measures from State Agricultural Extension Specialists or other local experts.</p> <p>*Use in California not permitted unless accompanied by a supplemental label</p>

**RESTRICTIONS:**

- Do not apply through irrigation systems.
- Do not allow any application of Willowood Bifenthrin 2EC to contact fruit or foliage.
- Do not apply more than 0.5 lb. active ingredient (32 fl. ounces formulated product) per acre per year.
- Do not apply by air.
- Do not apply within 1 day of harvest (PHI).



**CITRUS (Florida only)**

PEST	DOSAGE		APPLICATION INSTRUCTIONS
	LB AI/A	FL OZ/A	
Blue Green Citrus Root Weevil ( <i>Pachnaeus opalus</i> ) Brown Leaf Notcher ( <i>Epicaerus mexicanus</i> ) Diaprepes Root Weevil ( <i>Diaprepes abbreviatus</i> ) Little Leaf Notcher ( <i>Artipus floridanus</i> ) Southern Blue Green Citrus Root Weevil ( <i>Pachnaeus litus</i> )	0.25-0.50	16-32	<p><b>Ground Application:</b> Apply in water in a minimum of 40 gallons per acre.</p> <p>Greater spray volumes increase uniformity of coverage. Also coverage uniformity may be aided by using a pre-and post-irrigation application.</p> <p>Use a handgun or shielded sprayer to apply to individual citrus trees if they are not planted in solid rows.</p> <p>All citrus root weevils have a similar life cycle. They have three immature stages: egg, larva, and pupa. Adult weevils emerge from the soil and lay eggs on host plants above ground, the larvae enter the soil to feed on roots, and the pupae and teneral adult stages are spent below ground.</p>
Asian Cockroach Fire Ants	0.1-0.25	6.4-16	<p>Adults emerge beneath citrus trees throughout the year; it is at this time that Willowood Bifenthrin 2EC applications should be timed. Peak adult emergence varies within and among species and by region. Peak emergence for the blue-green root weevil is normally April and May. Diaprepes adult emergence from the soil appears to be triggered by the onset of regular rainfall events and can have two emergence peaks, in mid-May to mid-July and/or late-August to mid-October. The second peak is variable and may relate to host plant availability. Little leaf notcher has three generations per year. Although there is considerable overlap of generations, adults appear most abundant in April/May, July/August, and October/November.</p> <p>For best control of emerging root weevils, apply Willowood Bifenthrin 2EC to the soil beneath the citrus trees from the trunk to the drip line of the tree.</p> <p>(Cont.)</p>

**CITRUS (Florida only) (Cont.)**

PEST	DOSAGE		APPLICATION INSTRUCTIONS (Cont.)
	LB AI/A	FL OZ/A	
			<p>Willowood Bifenthrin 2EC protects citrus tree roots from citrus root weevils by forming a barrier which provides contact activity on neonate larvae when they fall to the ground shortly after hatching from eggs which were oviposited in the citrus tree foliage.</p> <p>Once application is made, be careful not to disturb the treated soil.</p> <p>In areas where only a spring emergence is expected, use 32 ounces of Willowood Bifenthrin 2EC. In areas where a second emergence is expected, use 16 ounces of Willowood Bifenthrin 2EC in the early season and 16 ounces of Willowood Bifenthrin 2EC later in the season.</p> <p>If the length of control of Willowood Bifenthrin 2EC is not sufficient to cover the emergence of the root weevil, use other pest control measures from State Agricultural Extension Specialists or other local experts.</p>
<p><b>RESTRICTIONS:</b></p> <ul style="list-style-type: none"> <li>• Do not apply through irrigation systems.</li> <li>• Do not allow any application of Willowood Bifenthrin 2EC to contact fruit or foliage.</li> <li>• Do not apply more than 0.5 lb. active ingredient (32 fl. ounces formulated product) per acre per year.</li> <li>• Do not apply by air.</li> <li>• Do not apply within 1 day of harvest (PHI).</li> </ul>			

**CONIFER SEED ORCHARDS**

**(For Use Only in Alabama, Arkansas, Florida, Georgia, Louisiana, Mississippi, Oklahoma, South Carolina, Tennessee, Texas, Virginia)**

PEST	DOSAGE		APPLICATION INSTRUCTIONS
	LB AI/A	FL OZ/A	
Cone Worms Seed Bugs Seed Worms	0.1-0.2	6.4-12.8	<b>Ground Application:</b> Apply in water in a minimum of 100-500 gallons per acre <b>Air Application:</b> Apply in water in a minimum of 10 gallons per acre or 0.5 gallon refined vegetable oil per acre. Apply in sufficient water to obtain thorough coverage. Begin applications 7 days after peak pollen flight and continue on 30-day intervals up to a maximum of 0.6 lb. active per acre per season.

**RESTRICTIONS:**

- Do not make more than six applications per season or apply more than 0.6 lb. active ingredient (38.4 fl. ounces formulated product) per acre per season.

**CORN: FIELD CORN (GRAIN AND SILAGE), POPCORN, FIELD CORN GROWN FOR SEED  
(AT PLANTING)**

PEST	DOSAGE		APPLICATION INSTRUCTIONS	
Corn Rootworm Larvae Northern Southern Western	0.0046 pound active per 1000 linear feet of row	0.30 fluid ounces per 1000 linear feet of row	<b>Ground Application:</b> Apply in water in a minimum of 3 gallons per acre. For use on corn at planting, apply a 5- inch to 7 inch T-band over the open seed furrow.	
Army Cutworm Cutworm Species Grubs Seedcorn Beetle Seedcorn Maggot True Armyworm or Armyworm Species Wireworms	0.0023 to 0.0046 pound active per 1000 linear feet of row	0.15 to 0.30 fluid ounces per 1000 linear feet of row	Center the spray nozzle over the row behind the planter shoe in front of the press wheel. In-furrow pop-up fertilizers may be used alone or in tank mixtures with Willowood Bifenthrin 2EC. See the section entitled <b>MIXING INSTRUCTIONS, Willowood Bifenthrin 2EC with Fertilizer</b> for additional instructions and precautions when mixing with fertilizers.	
<b>RESTRICTIONS:</b>				
<ul style="list-style-type: none"> <li>Do not apply to soil where there is greater than 30% cover of crop residue remaining.</li> <li>Do not graze livestock in treated area or cut treated crops for feed within 30 days of treatment.</li> <li>Do not apply more than 0.1 lb. active ingredient (6.4 fl. ounces formulated product) per acre per season as an at plant application.</li> <li>Do not apply within 30 days of harvest (PHI).</li> </ul>				
<b>Row Spacings (inches)<sup>1</sup></b>	<b>40</b>	<b>38</b>	<b>36</b>	<b>30</b>
Willowood Bifenthrin 2EC (pounds ai per acre)	0.060	0.064	0.069	0.080
Willowood Bifenthrin 2EC (formulated ounces per acre)	3.9	4.1	4.4	5.12

<sup>1</sup>Use this table to determine the Willowood Bifenthrin 2EC needs per acre.

**CORN: FIELD CORN (GRAIN AND SILAGE), POPCORN, FIELD CORN GROWN FOR SEED (PRE & PPI)**

PEST	DOSAGE		APPLICATION INSTRUCTIONS
	LB AI/A	FL OZ/A	
Armyworm spp. Black Cutworm Seedcorn Maggot Stalkborer White Grub Wireworm	0.047 to 0.062 Pre-Plant Incorporated (PPI)	3 to 4 Pre-Plant Incorporated (PPI)	<p><b>Ground Application:</b> Apply in water in a minimum of 3 gallons per acre.</p> <p>Use the labeled dosage as a preplant incorporated treatment either alone or in tank mix combination with registered preplant incorporated herbicides.</p> <p>Incorporate Willowood Bifenthrin 2EC to the intended planting depth, but no deeper than 3 inches.</p>
Black Cutworm Armyworm spp. Stalkborer	0.040 lb/ai per acre Pre- emergence (PRE)	2.56 fl. oz. per acre Pre- emergence (PRE)	<p>The 3 to 4 oz. rate must be applied as PPI and can be tank mixed and applied with PPI herbicides.</p> <p>The 2.56 oz. rate may be applied PRE and can be tank mixed and applied with PRE herbicides.</p>

**CORN: FIELD CORN (GRAIN AND SILAGE), POPCORN, FIELD CORN GROWN FOR SEED  
(FOLIAR)**

PEST	DOSAGE		APPLICATION INSTRUCTIONS
	LB AI/A	FL OZ/A	
Aphids Army Cutworm Beet Armyworm Cereal Leaf Beetle Chinch Bug Common Stalk Borer Corn Earworm Corn Rootworm Adult Cucumber Beetle Adult Cutworm Species European Corn Borer Fall Armyworm Flea Beetle Grasshoppers Greenbug Japanese Beetle Adult Sap Beetle Southern Armyworm Southern Corn Leaf Beetle Southwestern Corn Borer Stink Bugs Tarnished Plant Bug True Armyworm or Armyworm Species Webworms Western Bean Cutworm Yellowstriped Armyworm	0.033-0.10	2.1-6.4	<p><b>Ground Application:</b> Apply in water in a minimum of 10 gallons per acre except see specific comment below for TX, NM, OK, and AZ mite control.</p> <p><b>Air Application:</b> Apply in water in a minimum of 2 to 5 gallons per acre except see specific comment below for TX, NM, OK, and AZ mite control.</p> <p>In all states, insect control will be improved by increasing the finished spray per acre to 5 gallons.</p> <p>In Texas, New Mexico, Oklahoma, and Arizona, use a minimum of 10 gallons of water per acre by ground and 5 gallons of water per acre by air when making applications to control mites.</p> <p>Emulsified oil may be substituted for water. See section entitled <b>MIXING INSTRUCTIONS</b> for details on the amount of oil to use in the spray tank in lieu of water.</p> <p>Make applications of Willowood Bifenthrin 2EC as necessary to maintain control being careful not to exceed reapplication intervals or maximum dosage rates specified in this section.</p> <p>For pests which attack the ear, apply just before silking.</p> <p>For corn borer control, make application just before or at egg hatch.</p> <p>For mite control, apply when colonies first form prior to leaf damage and before they disperse into the canopy (for Banks Grass Mite-before dispersal into the upper 2/3 of the plant).</p> <p>Cont.</p>

**CORN: FIELD CORN (GRAIN AND SILAGE), POPCORN, FIELD CORN GROWN FOR SEED  
(FOLIAR) (Cont.)**

PEST	DOSAGE		APPLICATION INSTRUCTIONS (Cont.)
	LB AI/A	FL OZ/A	
Banks Grass Mite Carmin Mite Twospotted Spider Mite	0.08-0.10	5.12-6.4	<p>Use higher rates of Willowood Bifenthrin 2EC when pest pressure is severe or crop is under stress from drought and/or heat. When these conditions exist, tank mixtures with dimethoate have shown good control.</p> <p>Apply for <b>Banks Grass Mite</b> control when colonies first form prior to leaf damage or discoloration and before dispersal above the bottom third of the plant.</p> <p>For <b>Twospotted Spider Mite</b> and <b>Carmin Mite</b> control, apply when colonies first form prior to leaf damage or discoloration and before widespread mite dispersal throughout the canopy. Higher rates will be necessary for heavier initial populations and corn under heat or drought stress. Field experience with dimethoate at 0.5 lb. active per acre in tank mixture has demonstrated good control under these conditions.</p> <p><b>For Mite Control In Texas, New Mexico, Oklahoma, and Arizona:</b> Apply in a minimum of 5 gallons of finished spray per acre by aircraft or in a minimum of 10 gallons per acre with ground equipment.</p>
<p><b>Restrictions:</b></p> <ul style="list-style-type: none"> <li>• Do not apply more than 0.3 lb. active ingredient (19.2 fl. ounces formulated product) per acre per season including PRE and PPI, at-planting, plus foliar applications.</li> <li>• Do not graze livestock in treated areas or cut treated crops for feed within 30 days of the last application.</li> <li>• Use of ultra low volume (ULV) application on corn is prohibited.</li> <li>• Do not make aerial or ground applications to corn if heavy rainfall is imminent.</li> <li>• Do not apply within 30 days of harvest (PHI).</li> </ul>			

**CORN: SWEET CORN, SWEET CORN GROWN FOR SEED  
(AT PLANTING)**

PEST	DOSAGE		APPLICATION INSTRUCTIONS
Corn Rootworm Larvae Northern Southern Western	0.0046 pound active per 1,000 linear feet of row	0.30 fluid ounces per 1,000 linear feet of row	<p><b>Ground Application:</b> Apply in water in a minimum of 3 gallons per acre.</p> <p>For use on corn at planting, apply in a 5- inch to 7-inch T-band over the open seed furrow. Center the spray nozzle over the row behind the planter shoe in front of the press wheel.</p> <p>In-furrow pop-up fertilizers may be used alone or in tank mixtures with Willowood Bifenthrin 2EC. See the section entitled <b>MIXING INSTRUCTIONS, Willowood Bifenthrin 2EC with Fertilizer</b> for additional instructions and precautions when mixing with fertilizers.</p>
Army Cutworm Cutworm Species Grubs Seedcorn Beetle Seedcorn Maggot True Armyworm or Armyworm Species Wireworms	0.0023 to 0.0046 pound active per 1,000 linear feet of row	0.15 to 0.30 fluid ounces per 1,000 linear feet of row	
<p><b>RESTRICTIONS:</b></p> <ul style="list-style-type: none"> <li>Do not apply to soil where there is greater than 30% cover of crop residue remaining.</li> <li>Do not graze livestock in treated area or cut treated crops for feed within 30 days of treatment.</li> <li>Do not apply more than 0.1 lb. active ingredient (6.4 fl. ounces formulated product) per acre per season as an at plant application.</li> <li>Do not apply within 30 days of harvest (PHI).</li> </ul>			
<b>Row Spacings (inches)<sup>1</sup></b>			
Willowood Bifenthrin 2EC (pounds ai per acre)			
Willowood Bifenthrin 2EC (formulated ounces per acre)			
	<b>40</b>	<b>38</b>	<b>36</b>
	0.060	0.064	0.069
	3.9	4.1	4.4
			<b>30</b>
			0.080
			5.12

<sup>1</sup>Use this table to determine the Willowood Bifenthrin 2EC needs per acre.



**CORN: SWEET CORN, SWEET CORN GROWN FOR SEED  
(FOLIAR)**

PEST	DOSAGE		APPLICATION INSTRUCTIONS
	LB AI/A	FL OZ/A	
Aphids Army Cutworm Beet Armyworm Cereal Leaf Beetle Chinch Bug Common Stalk Borer Corn Earworm Corn Rootworm Adult Cucumber Beetle Adult Cutworm Species European Corn Borer Fall Armyworm Flea Beetle Grasshoppers Greenbugs Japanese Beetle Adult Sap Beetle Southern Armyworm Southern Corn Leaf Beetle Southwestern Corn Borer Stink Bugs Tarnished Plant Bug True Armyworm or Armyworm Species Webworms Western Bean Cutworm Yellowstriped Armyworm	0.033-0.10	2.1-6.4	<p><b>Ground Application:</b> Apply in water in a minimum of 10 gallons per acre.</p> <p><b>Air Application:</b> Apply in water in a minimum of 2 gallons per acre. Emulsified oil may be substituted for water.</p> <p>See section entitled <b>MIXING INSTRUCTIONS</b> for details on the amount of oil to use in the spray tank in lieu of water. Make applications of Willowood Bifenthrin 2EC as necessary to maintain control being careful not to exceed reapplication intervals or maximum dosage rates specified in this section.</p> <p>For pests which attack the ear, apply just before silking.</p> <p>For corn borer control, make application just before or at egg hatch.</p> <p>For mite control, apply when colonies first form prior to leaf damage and before they disperse into the canopy (for Banks Grass Mite - before dispersal into the upper 2/3 of the plant). Use higher rates of Willowood Bifenthrin 2EC when pest pressure is severe or crop is under stress from drought and/or heat. When these conditions exist, tank mixtures with dimethoate have shown acceptable control.</p>
Banks Grass Mite Carmine Mite Twospotted Spider Mite	0.08-0.10	5.12-6.4	

**CORN: SWEET CORN, SWEET CORN GROWN FOR SEED  
(FOLIAR) (Cont.)**

PEST	DOSAGE		APPLICATION INSTRUCTIONS
	LB AI/A	FL OZ/A	
<b>RESTRICTIONS:</b> <ul style="list-style-type: none"><li>• Do not apply more than 0.2 lb. active ingredient (12.8 fl. ounces formulated product) per acre per season.</li><li>• Do not graze livestock in treated areas or cut treated crops for feed within 1 day of the last application.</li><li>• Use of ultra low volume (ULV) application on corn is prohibited.</li><li>• Do not make aerial or ground applications to corn if heavy rainfall is imminent.</li><li>• Do not apply within 1 day of harvest (PHI).</li></ul>			

**COTTON**

PEST	DOSAGE		APPLICATION INSTRUCTIONS
	LB AI/A	FL OZ/A	
European Corn Borer Soybean (Banded) Thrips Tobacco Thrips	0.02-0.10	1.3-6.4	<b>Ground Application:</b> Apply in water in a minimum of 5 gallons per acre. <b>Air Application:</b> Apply in water in a minimum of 1 gallon per acre. Emulsified oil may be substituted for water.
Boll Weevil Bollworm Cabbage Looper Cotton Aphid Cotton Fleahopper Cotton Leafperforator Cutworms Fall Armyworm Plant Bugs Saltmarsh Caterpillar Southern Garden Leafhopper Stink Bugs Tobacco Budworm Whitefly Yellowstriped Armyworm	0.04-0.10	2.6-6.4	See section entitled <b>MIXING INSTRUCTIONS</b> for details on the amount of oil to use in the spray tank in lieu of water. <b>ULV Application:</b> Apply in a minimum of 1 quart per acre using refined vegetable oil with aircraft calibrated to give adequate coverage. Make applications of Willowood Bifenthrin 2EC as necessary to maintain control being careful not to exceed reapplication intervals or maximum dosage rates specified in this section. <b>To Control Boll Weevil:</b> Apply Willowood Bifenthrin 2EC at 3- to 4- day intervals until pest populations are reduced below economic threshold levels.
Beet Armyworm Carmine Spider Mite <i>Lygus</i> spp. Pink Bollworm Twospotted Spider Mite	0.06-0.10	3.8-6.4	<b>To Control Mites and Aphids:</b> Apply when pests first appear. Repeat as necessary to maintain control without exceeding maximum application rates and reapplication intervals. Use higher rates when an economic threshold has been established.
<b>RESTRICTIONS:</b>			
<ul style="list-style-type: none"> <li>Do not apply more than 0.5 lb. active ingredient (32 fl. ounces formulated product) per acre per season.</li> <li>Do not graze livestock in treated areas or cut treated crops for feed.</li> <li>Do not make more than 10 synthetic pyrethroid applications (of one product or combination of products) to a cotton crop in one growing season. Synthetic pyrethroid products include Ambush®, Ammo®, Asana® XL, Baythroid®, Capture®, Danitol®, Karate®, Mustang®, and Scout X-TRA®.</li> <li>Do not apply within 14 days of harvest (PHI).</li> </ul>			

**CUCURBITS**

CROP	PEST	DOSAGE		APPLICATION INSTRUCTIONS
		LB AI/A	FL OZ/A	
Chayote (fruit) Chinese waxgourd (Chinese preserving melon) Citron Melon Cucumber Gherkin Edible Gourd, [(includes hyotan, cucuzza), <i>Luffa</i> spp. (includes hechima, Chinese okra), <i>Momordica</i> spp. (includes balsam apple, balsam pear, bitter melon, Chinese cucumber)] Muskmelon (hybrids and/or cultivars of <i>Cucumis melo</i> ) (includes true cantaloupe, cantaloupe, casaba, crenshaw melon, golden pershaw melon, honeydew melon, honey balls, mango melon, Persian melon, pineapple melon, Santa Claus melon, and snake melon) Pumpkin ( <i>Cucurbita</i> spp.) Squash, summer (includes crookneck squash, scallop squash, straightneck squash, vegetable marrow, zucchini), (Cont.)	Aphids Armyworms Cabbage Looper Corn Earworm Cucumber Beetles Cutworms Grasshoppers Leafhoppers Melonworms Pickleworms Rindworms Squash Bugs Squash Vine Borer Stink Bugs Tobacco Budworm	0.04-0.10	2.6-6.4	<p><b>Ground Application:</b> Apply in water in a minimum of 20 gallons per acre.</p> <p><b>Air Application:</b> Apply in water in a minimum of 5 gallons per acre. Emulsified oil may be substituted for water.</p> <p>See section entitled <b>MIXING INSTRUCTIONS</b> for details on the amount of oil to use in the spray tank in lieu of water.</p>
	Whitefly Banks Grass Mite Twospotted Spider Mite Carmine Mite <i>Lygus</i> spp.	0.08-0.10	5.12-6.4	

**CUCURBITS (Cont.)**

CROP (Cont.)	PEST	DOSAGE		APPLICATION INSTRUCTIONS
		LB AI/A	FL OZ/A	
Squash, winter (includes butternut squash, calabaza, hubbard squash ( <i>C. mixta</i> ; <i>C. pepo</i> ) includes acorn squash, spaghetti squash) Watermelon (includes hybrids and/or varieties of <i>Citrullus</i> spp.)				
<p><b>RESTRICTIONS;</b></p> <ul style="list-style-type: none"> <li>• Do not apply more than 0.3 lb. active ingredient (19.2 fl. ounces formulated product) per acre per season.</li> <li>• Do not make more than two applications after bloom.</li> <li>• Repeat applications if needed to maintain control, but do not make applications less than 7 days apart.</li> <li>• Do not apply within 3 days of harvest (PHI).</li> </ul>				

**DRIED BEANS AND PEAS**

CROP	PEST	DOSAGE		APPLICATION INSTRUCTIONS
		LB AI/A	FL OZ/A	
<b>Dried cultivars of Bean</b> ( <i>Lupinus</i> spp.) Grain Lupin Sweet Lupin White Lupin White Sweet Lupin	Banks Grass Mite Twospotted Spider Mite Carmine Mite	0.08 to 0.10	5.12 to 6.4	<b>Ground Application:</b> Apply in water in a minimum of 10 gallons per acre.  <b>Air Application:</b> Apply in water in a minimum of 2 gallons per acre.  Emulsified oil may be substituted for water. See section entitled <b>MIXING INSTRUCTIONS</b> for details on the amount of oil to use in the spray tank in lieu of water.  Thorough coverage is essential to achieve control.
	<i>Lygus</i> spp.			
	Aster Leafhopper Flea Beetle Grasshoppers Leafhoppers	0.025 to 0.10	1.6 to 6.4	
<b>Bean</b> ( <i>Phaseolus</i> spp.) Field Bean Kidney Bean Lima Bean (dry) Navy Bean Pinto Bean Tepary Bean	Aphids Beet Armyworm Fall Armyworm Southern Armyworm Yellowstriped Armyworm Bean Leaf Beetle Cucumber Beetles	0.033 to 0.10	2.1 to 6.4	
<b>Bean</b> ( <i>Vigna</i> spp.) Adzuki Bean Blackeyed Pea Catjang Cowpea Crowder Pea Moth Bean Mung Bean Rice Bean Southern Pea Urd Bean Broad bean (dry) Chickpeas Guar Lablab Bean Lentils	Japanese Beetle Adult Sap Beetle Plant Bug Stink Bugs Tarnished Plant Bug Alfalfa Caterpillar Cloverworm European Corn Borer Cutworms Western Bean Cutworm Corn Earworm Loopers Corn Rootworm Adults Thrips Webworms			
<b>Pea</b> ( <i>Pisicum</i> spp.) Field Pea Pigeon Pea	Pea Weevil Pea Leaf Weevil Whitefly Imported Cabbageworm Saltmarsh Caterpillar Tobacco Budworm Leafminer			

(Cont.)

**DRIED BEANS AND PEAS (Cont.)**

**RESTRICTIONS:**

- Do not apply more than 0.2 lb. active ingredient (12.8 fl. ounces formulated product) to peas.
- Do not make applications less than 7 days apart.
- Do not apply within 14 days of harvest (PHI).

**FRUITING VEGETABLES**

CROP	PEST	DOSAGE		APPLICATION INSTRUCTIONS
		LB AI/A	FL OZ/A	
Eggplant Groundcherry Pepino Pepper (Bell & Non-Bell)	Armyworms (including Beet Armyworm, Fall Armyworm, Southern Yellowstriped Armyworm)	0.033 to 0.10	2.1 to 6.4	<p><b>Ground Application:</b> Apply in water in a minimum of 10 gallons per acre.</p> <p><b>Air Application:</b> Apply in water in a minimum of 2 gallons per acre.</p> <p>Emulsified oil may be substituted for water, See section entitled <b>MIXING INSTRUCTIONS</b> for details on the amount of oil to use in the spray tank in lieu of water.</p>
	Cabbage Loopers Colorado Potato Beetle Corn Earworm Cucumber Beetles European Corn Borer Flea Beetles Leafminers Loopers Pepper weevil Plant Bugs Stink Bugs Thrips Tomato Hornworm Tomato Pinworm Vegetable Leafminer Whitefly			
	Banks Grass Mite Broad Mite Carmine Mite <i>Lygus</i> spp. Pacific Spider Mite Twospotted Spider Mite	0.08 to 0.10	5.12 to 6.4	

**RESTRICTIONS:**

- To maintain a proper spray interval, do not make applications less than 7 days apart.
- Do not apply more than 0.2 lb. active ingredient (12.8 fl. ounces formulated product) per acre per season.
- Do not apply within 7 days of harvest (PHI).



CROP	PEST	DOSAGE		APPLICATION INSTRUCTIONS
		LB AI/A	FL OZ/A	
Tomatoes Tomatillo	Aphids Armyworms (including Beet Armyworm, Fall Armyworm, Southern Yellowstriped Armyworm) Bean Leaf Beetle Cabbageworms Carmine Mite Cloverworm Corn Earworm Corn Rootworm Cucumber Beetle Cutworms Diamondback Moth European Corn Borer Flea Beetles Flea Hoppers Grasshoppers Japanese Beetle (Adult) Leafhoppers Loopers <i>Lygus</i> spp. Melonworms Pea Weevil Pea Leaf Weevil Pickleworms Plant Bugs Rindworms Salt Marsh Caterpillar Sap Beetle Seedpod Weevil Squash Bugs Stink Bug spp. Tobacco Budworm Tarnished Plant Bug Thrips Whitefly	0.033 to 0.08	2.1 to 5.2	<b>Ground Application:</b> Apply in water in a minimum of 15 gallons per acre. <b>Air Application:</b> Apply in water in a minimum of 3 gallons per acre.

CROP	PEST	DOSAGE		APPLICATION INSTRUCTIONS
		LB AI/A	FL OZ/A	
Tomatoes Tomatillo	Twospotted Spider Mite	0.08 to 0.10	5.12 to 6.4	<b>Ground Application:</b> Apply in water in a minimum of 15 gallons per acre. <b>Air Application:</b> Apply in water in a minimum of 3 gallons per acre.

**RESTRICTIONS:**

- To maintain a proper spray interval, do not make applications less than 10 days apart.
- Do not make more than 4 applications per season.
- Do not apply within 1 day of harvest (PHI).

**GRAPES**

PEST	DOSAGE		APPLICATION INSTRUCTIONS
	LB AI/A	FL OZ/A	
Eastern Grape Leafhopper Variegated Leafhopper Western Grape Leafhopper	0.05 to 0.10	3.2 to 6.4	<b>Ground Application:</b> Apply in water in a minimum of 25 gallons per acre. <b>Air Application:</b> Apply in water in a minimum of 10 gallons per acre. Emulsified oil may be substituted for water.
Black Vine Weevil Glassywinged Sharpshooter Twospotted Spider Mite	0.10	6.4	See section entitled MIXING INSTRUCTIONS for details on the amount of oil to use in the spray tank in lieu of water. When pest pressure is moderate to severe, use the higher rate.

**RESTRICTIONS:**

- Do not apply more than 0.1 lb. active ingredient (6.4 fl. ounces formulated product) per acre per season.
- Do not apply within 30 days of harvest (PHI).

**HOPS**

PEST	DOSAGE		APPLICATION INSTRUCTIONS
	LB AI/A	FL OZ/A	
Aphids Armyworms Cutworms Leafrollers Loopers	0.06-0.10	3.8-6.4	<b>Ground Application:</b> Apply in water in a minimum of 100 – 150 gallons per acre in early season; 200-250 gallons per acre late season. <b>Air Application:</b> Apply in water in a minimum of 10 gallons per acre.
Root Weevils	0.05-0.10	3.2-6.4	
Twospotted Spider Mite	0.10	6.4	Make a directed spray up the vine 3 feet and the soil surface 1.5 to 2 feet on either side of the plant to control root weevil.
<b>RESTRICTIONS:</b> <ul style="list-style-type: none"> <li>Do not apply more than 0.1 lb. active ingredient (6.4 fl. ounces formulated product) per acre per application.</li> <li>Do not apply more than 0.3 lb. active ingredient (19.2 fl. ounces formulated product) per acre per season.</li> <li>To maintain a proper spray interval, do not make applications less than 21 days apart.</li> <li>Use of ultra low volume (ULV) application on hops is prohibited.</li> <li>Do not apply within 14 days of harvest (PHI).</li> </ul>			

**LEAFY BRASSICAS AND TURNIP GREENS**

CROP	PEST	DOSAGE		APPLICATION INSTRUCTIONS
		LB AI/A	FL OZ/A	
Broccoli Raab Bok Choy Kale Mizuna Mustard Greens Mustard Spinach Rape Greens Turnip Greens*	Aphids Armyworms Corn Earworm Crickets Cucumber Beetles Cutworms Diamondback Moth Flea Beetles Grasshoppers Ground Beetles Imported Cabbageworm Japanese Beetle (adult) Leafhoppers Loopers Saltmarsh Caterpillar Stink Bugs Thrips Tobacco Budworm Whitefly Wireworm (adults)	0.033 to 0.10	2.1 to 6.4	<p><b>Ground Application:</b> Apply in water in a minimum of 10 gallons per acre.</p> <p><b>Air Application:</b> Apply in water in a minimum of 2 gallons per acre. Emulsified oil may be substituted for water.</p> <p>See section entitled <b>MIXING INSTRUCTIONS</b> for details on the amount of oil to use in the spray tank in lieu of water.</p> <p>Thorough coverage is essential to achieve control.</p> <p>* Not for use in California.</p>
	Banks Grass Mite Twospotted Spider Mite Carmin Mite Pacific Spider Mite <i>Lygus</i> spp.	0.08 to 0.10	5.12 to 6.4	

**RESTRICTIONS:**

- Do not apply more than 0.4 lb. active ingredient (25.6 fl. ounces formulated product) per acre per season.
- Repeat applications if needed to maintain control, but do not make applications less than 7 days apart.
- Do not apply within 7 days of harvest (PHI).

**LETTUCE, HEAD**

PEST	DOSAGE		APPLICATION INSTRUCTIONS
	LB AI/A	FL OZ/A	
Aphids Armyworms Corn Earworm Cucumber Beetles Cutworms Diamondback Moth Flea Beetle Imported Cabbageworm Leafhoppers Loopers Salt Marsh Caterpillar Stink Bug spp. Tobacco Budworm Whitefly	0.033-0.10	2.1-6.4	<p><b>Ground Application:</b> Apply in water in a minimum of 15 gallons per acre.</p> <p><b>Air Application:</b> Apply in water in a minimum of 5 gallons per acre.</p> <p>Emulsified oil may be substituted for water. See section entitled <b>MIXING INSTRUCTIONS</b> for details on the amount of oil to use in the spray tank in lieu of water.</p>
Carmine Mite <i>Lygus</i> spp. Twospotted Spider Mite	0.08-0.10	5.12-6.4	
<p><b>RESTRICTIONS:</b></p> <ul style="list-style-type: none"> <li>• To maintain a proper spray interval, do not make applications less than 7 days apart.</li> <li>• Do not apply more than 0.5 lb. active ingredient (32 fl. ounces formulated product) per acre per season.</li> <li>• Do not apply within 7 days of harvest (PHI).</li> </ul>			

**MAYHAW\***

PEST	DOSAGE		APPLICATION INSTRUCTIONS
	LB AI/A	FL OZ/A	
Plum Curculio	0.08 -0.10	5.12 -6.4	<b>Ground Application:</b> Apply in water in a minimum of 28 gallons of finished spray per acre. <b>Air Application:</b> Apply in water in a minimum of 2 gallons per acre. Apply in sufficient water to obtain uniform coverage as needed.
<b>RESTRICTIONS:</b> <ul style="list-style-type: none"><li>• Do not apply more than 0.2 lb. active ingredient (12.8 fl. ounces formulated product) per acre per season.</li><li>• To maintain a proper spray interval, do not make applications less than 7 days apart.</li><li>• Do not apply within 30 days of harvest (PHI).</li></ul> <p>*Not registered for use in California unless accompanied by a supplemental label.</p>			

**OKRA**

PEST	DOSAGE		APPLICATION INSTRUCTIONS
	LB AI/A	FL OZ/A	
Aphids Armyworms Corn Earworm Cucumber Beetles Cutworms European Corn Borer Flea Beetles Japanese Beetle (Adult) Leafminers Loopers Stink bugs Thrips Whitefly	0.033 - 0.10	2.1 - 6.4	<p><b>Ground Application:</b> Apply in water in a minimum of 10 gallons of finished spray per acre.</p> <p><b>Air Application:</b> Apply in water in a minimum of 2 gallons per acre. Apply in sufficient water to obtain uniform coverage as needed.</p>
Broad Mite Carmine Mite <i>Lygus</i> spp. Two Spotted Spider Mite	0.08 - 0.10	5.12 - 6.4	

**RESTRICTIONS:**

- To maintain a proper spray interval, do not make applications less than 7 days apart.
- Do not apply more than 0.20 lb. active ingredient (12.8 fl. ounces formulated product) per acre per season.
- Do not apply within 7 days of harvest (PHI).

**PEANUT\***

PEST	DOSAGE		APPLICATION INSTRUCTIONS
	LB AI/A	FL OZ/A	
Beet Armyworm Corn Earworm Cutworm species Fall Armyworm Grasshoppers Green Cloverworm Leafhoppers Lesser Cornstalk Borer Loopers Rednecked Peanut Worm Southern Armyworm Southern Corn Rootworm Stink Bugs Threecornered Alfalfa Hopper Velvetbean Caterpillar Yellowstriped Armyworm	0.033 -0.1	2.1 - 6.4	<b>Ground Application:</b> Apply in water in a minimum of 10 gallons of finished spray per acre. <b>Air Application:</b> Apply in water in a minimum of 2 gallons per acre. Apply in sufficient water to obtain uniform coverage as needed.
Aphids Spider Mites Thrips Whitefly	0.06 - 0.1	3.8 - 6.4	

**RESTRICTIONS:**

- Do not apply more than 0.5 lb. active ingredient (32 fl. ounces formulated product) per acre per season.
- To maintain a proper spray interval, do not make applications less than 14 days apart.
- Do not feed immature plants and peanut hay to livestock.
- Do not apply within 14 days of harvest (PHI).

\* Not For Use in California.



**PEARS**

PEST	DOSAGE		APPLICATION INSTRUCTIONS
	LB AI/A	FL OZ/A	
Aphids Codling Moth Cutworms Green Fruitworm Leafhoppers Leafminers Leafrollers <i>Lygus</i> spp. Plant Bugs Plum Curculio San Jose Scale (Crawlers) Stink Bugs Tarnished Plant Bugs	0.04 - 0.2	2.6 - 12.8	<p><b>Ground Application:</b> Apply in water in a minimum of 200 gallons per acre (dilute) and 50 gallons per acre (concentrate).</p> <p><b>Air Application:</b> Apply in water in a minimum of 10 gallons per acre by air.</p>
Twospotted Spider Mite Yellow Mite	0.06 - 0.2	3.8 - 12.8	
European Red Mite	0.08 - 0.2	5.12 - 12.8	
<p><b>RESTRICTIONS:</b></p> <ul style="list-style-type: none"> <li>Do not apply more than 0.5 lb. active ingredient (32 fl. ounces formulated product) per acre per season with no more than 0.45 (28.8 fl. ounces formulated product) pound active per acre applied after petal fall.</li> <li>To maintain a proper spray interval, do not make applications less than 30 days apart.</li> <li>Do not graze livestock in treated orchards or cut treated cover crops for feed.</li> <li>Do not apply within 14 days of harvest (PHI).</li> </ul>			

**ROOT CROPS (except Sugar Beets)**

CROP	PEST	DOSAGE		APPLICATION INSTRUCTIONS
		LB AI/A	FL OZ/A	
Burdock, edible	Aphids	0.08 -	5.12 - 6.4	<p><b>Ground Application:</b> Apply in water in a minimum of 25 gallons of finished spray per acre.</p> <p><b>Air Application:</b> Apply in water in a minimum of 2 gallons per acre.</p> <p>Apply in sufficient water to obtain uniform coverage as needed.</p>
Carrot	Beet Armyworm	0.10		
Celeriac	Celery Leaf-tier			
Chervil, Turnip rooted	Corn Earworm			
Chicory	Cross-Striped Cabbageworm			
Ginseng	Cutworm species			
Horseradish	Diamondback moth			
Parsley, Turnip rooted	European Corn Borer			
Parsnip	Fall Armyworm			
Radish	Fire Ants			
Radish, Oriental	Flea Beetles			
Rutabaga	Green Cloverworm			
Salsify	Hornworms			
Salsify, Black	Imported Cabbageworm			
Salsify, Spanish	Loopers			
Skirret	Southern Armyworm			
Turnip	Spider Mites			
	Tobacco Budworm			
	Velvetbean Caterpillar			
	Whitefly			
	Yellowstriped Armyworm			
<p><b>RESTRICTIONS:</b></p> <ul style="list-style-type: none"> <li>Do not apply more than 0.5 lb. active ingredient (32 fl. ounces formulated product) per acre per season.</li> <li>To maintain a proper spray interval, do not make applications less than 7 days apart.</li> <li>Do not apply within 21 days of harvest (PHI).</li> </ul>				

(Cont.)

**ROOT CROPS (except Sugar Beets) (Cont.)**

CROP	PEST	DOSAGE		APPLICATION INSTRUCTIONS
		LB AI/A	FL OZ/A	
Garden Beet	Aphids Fire Ants Flea Beetles Lepidopterous Larvae Spider Mites Whitefly	0.08 - 0.10	5.12 - 6.4	<p><b>Ground Application:</b> Apply in water in a minimum of 25 gallons of finished spray per acre.</p> <p><b>Air Application:</b> Apply in water in a minimum of 2 gallons per acre.</p> <p>Apply in sufficient water to obtain uniform coverage as needed.</p>

**RESTRICTIONS:**

- Do not apply more than 0.40 lb. active ingredient (25.6 fl. ounces formulated product) per acre per season.
- To maintain a proper spray interval, do not make applications less than 7 days apart.
- Do not apply within 1 day of harvest (PHI).

**SOYBEANS**

PEST	DOSAGE		APPLICATION INSTRUCTIONS
	LB AI/A	FL OZ/A	
Alfalfa Caterpillar	0.033 - 0.10	2.1 - 6.4	<p><b>Ground Application:</b> Apply in water in a minimum of 10 gallons per acre.</p> <p><b>Air Application:</b> Apply in water in a minimum of 2 gallon per acre.</p> <p>*Pyrethroid resistance is common for Beet Armyworm and Tobacco Budworm. Consult your local extension specialist, certified crop advisor, and/or manufacturer for insecticide resistance management and/or IPM guidance for the specific site and resistant pest problems.</p>
Aphids			
Aster Leafhopper			
Bean Leaf Beetle			
Beet Armyworm*			
Cloverworm			
Corn Earworm			
Corn Rootworm Adult			
Cucumber Beetles			
Cutworms			
European Corn Borer			
Fall Armyworm			
Flea Beetle			
Grasshoppers			
Imported Cabbageworm			
Japanese Beetle Adult			
Leafhoppers			
Leafminers			
Loopers			
Mexican Bean Beetle Adult			
Pea Leaf Weevil			
Pea Weevil			
Plant Bug			
Saltmarsh Caterpillar			
Sap Beetle			
Southern Armyworm			
Soybean Aphid			
Stink Bugs			
Tarnished Plant Bug			
Thrips			
Tobacco Budworm*			
Webworms			
Western Bean Cutworm			
Whitefly			
Yellowstriped Armyworm			

(Cont.)

**SOYBEANS (Cont.)**

PEST	DOSAGE		APPLICATION INSTRUCTIONS
	LB AI/A	FL OZ/A	
<i>Lygus</i> spp. Whitefly Twospotted Spider Mite	0.08 - 0.10	5.12 - 6.4	<p><b>Ground Application:</b> Apply in water in a minimum of 10 gallons per acre.</p> <p><b>Air Application:</b> Apply in water in a minimum of 2 gallon per acre.</p> <p>*Pyrethroid resistance is common for Beet Armyworm and Tobacco Budworm. Consult your local extension specialist, certified crop advisor, and/or manufacturer for insecticide resistance management and/or IPM guidance for the specific site and resistant pest problems.</p>
<p><b>RESTRICTIONS:</b></p> <ul style="list-style-type: none"> <li>• To maintain a proper spray interval, do not make applications less than 30 days apart.</li> <li>• Do not apply more than 0.3 lb. active ingredient (12.8 fl. ounces formulated product) per acre per season.</li> <li>• Do not apply within 18 days of harvest (PHI).</li> </ul>			

**SPINACH**

PEST	DOSAGE		APPLICATION INSTRUCTIONS
	LB AI/A	FL OZ/A	
Armyworms Colorado Potato Beetle Corn Earworm Cucumber Beetles Cutworms European Corn Borer Flea Beetles Leafminers Loopers Pepper Weevil Thrips Tomato Hornworm Tomato Pinworm Whitefly	0.033 - 0.10	2.1 - 6.4	<p><b>Ground Application:</b> Apply in water in a minimum of 10 gallons per acre.</p> <p><b>Air Application:</b> Apply in water in a minimum of 5 gallons per acre.</p> <p>For whitefly and fire ant control either at planting or as a foliar treatment, apply up to 6.4 oz. (0.1 lb. active) per acre being careful not to exceed reapplication intervals or maximum dosage rates specified in this section.</p>
Banks Grass Mite Broad Mite Carmine Mite Fire Ants <i>Lygus</i> spp. Pacific Spider Mite Twospotted Spider Mite	0.08 - 0.10	5.12 - 6.4	
<p><b>RESTRICTIONS:</b></p> <ul style="list-style-type: none"> <li>To maintain a proper spray interval, do not make applications less than 7 days apart.</li> <li>Do not apply more than 0.4 lb. active ingredient (25.6 fl. ounces formulated product) per acre per season.</li> <li>Do not apply within 40 days of harvest (PHI).</li> </ul>			

**SUCCULENT PEAS AND BEANS**

CROP	PEST	DOSAGE		APPLICATION INSTRUCTIONS
		LB AI/A	FL OZ/A	
<b>Pea</b> ( <i>Pisum</i> spp.) Dwarf Pea Edible-pod Pea English Pea Garden Pea Green Pea Snow Pea Sugar Snap Pea Pigeon Pea	Aster Leafhopper Flea Beetle Grasshoppers Leafhoppers	0.025- 0.10	1.6-6.4	<b>Ground Application:</b> Apply in water in a minimum of 10 gallons per acre.  <b>Air Application:</b> Apply in water in a minimum of 2 gallons per acre. Emulsified oil may be substituted for water.  See section entitled <b>MIXING INSTRUCTIONS</b> for details on amount of oil to use in the spray tank.
	Alfalfa Caterpillar Aphids Bean Leaf Beetle Beet Armyworm Cloverworm Corn Earworm Corn Rootworm Adult Cucumber Beetle Cutworms European Corn Borer Fall Armyworm Japanese Beetle Adult Loopers Pea Leaf Weevil Pea Weevil Plant Bugs Sap Beetle Southern Armyworm Stink Bugs Tarnished Plant Bug Thrips Webworms Western Bean Cutworm Whitefly Yellowstriped Armyworm	0.033- 0.10	2.1-6.4	
<b>Bean</b> ( <i>Phaseolus</i> spp.) Broadbean (succulent) Lima bean (green) Runner bean Snap bean Wax bean	Corn Earworm Corn Rootworm Adult Cucumber Beetle Cutworms European Corn Borer Fall Armyworm Japanese Beetle Adult Loopers			
<b>Bean</b> ( <i>Vigna</i> spp.) Asparagus Bean Blackeyed Pea Chinese Longbean Cowpea Moth Bean Southern Pea Yardlong bean Jackbean Soybean (immature seed) Sword bean	Pea Leaf Weevil Pea Weevil Plant Bugs Sap Beetle Southern Armyworm Stink Bugs Tarnished Plant Bug Thrips Webworms Western Bean Cutworm Whitefly Yellowstriped Armyworm			
	Banks Grass Mite Carmine Mite <i>Lygus</i> spp. Twospotted Spider Mite	0.08-0.10	5.12-6.4	
<b>RESTRICTIONS:</b> <ul style="list-style-type: none"> <li>Do not apply more than 0.2 lb. active ingredient (12.8 fl. ounces formulated product) per acre per season.</li> <li>Do not apply within 3 days of harvest (PHI).</li> </ul>				

**TOBACCO**

PEST	DOSAGE		APPLICATION INSTRUCTIONS
	LB AI/A	FL OZ/A	
Armyworm spp. Cutworm spp. Mole Crickets Stalkborers Tobacco Flea Beetle (larvae) White Grubs Wireworms	0.0625- 0.10	4.0 - 6.4	<p><b>Pre-Transplant Soil Applications:</b> Apply 0.0625 - 0.1 lb. active ingredient per acre in a minimum of 10 gallons per acre to control soil pests. Use of suitable equipment to incorporate into top 4" of the soil is required to control below- ground pests.</p> <p><b>Transplant Water Treatment Application:</b> Apply 0.0625 - 0.1 lb. active ingredient per acre in a water treatment application volume of 10-200 gallons per acre.</p>
Aphid spp. Armyworm spp. Flea Beetle (Adult) Chinch bugs Stink bugs Japanese Beetles Grasshoppers Cutworm spp. Tarnished Plant Bugs Green bugs Thrips Whiteflies	0.04 - 0.10	2.56 - 6.4	<p><b>Foliar Applications:</b> Apply 0.04 - 0.1 lb. active ingredient per acre foliar application up to and including layby in a minimum of 10 gallons per acre.</p>
Spider Mites <i>Lygus</i> spp.	0.10	6.4	
<p><b>RESTRICTIONS:</b></p> <ul style="list-style-type: none"> <li>• For foliar applications, do not make more than 2 applications per season.</li> <li>• May be tank mixed with Command®, Spartan®, and other herbicides approved for tobacco use.</li> <li>• For all applications do not apply more than 0.2 lb. active ingredient (12.8 fl. ounces formulated product) per acre per season.</li> <li>• Do not apply later than layby.</li> </ul>			



**TREE NUTS CROPS**

Tree Nut Crops including: Almond, Beech nut, Brazil nut, Butternut, Cashew, Chestnut, Chinquapin, Filbert (hazelnut), Hickory nut, Macadamia nut (bush nut), Pecan, pistachio, and Walnut (Black & English)

PEST	DOSAGE		APPLICATION INSTRUCTIONS
	LB AI/A	FL OZ/A	
Black Pecan Aphid Codling Moth Filbert Worm Hickory Shuckworm Leaffooted Bugs Navel Orangeworm Oblique Banded Leafroller Peach Twig Borer Pecan Leaf Casebearer Pecan Nut Casebearer Pecan Phylloxera Plant Bugs Stink Bugs Walnut Aphid Yellow Pecan Aphid	0.052-0.20	3.2-12.8	<p><b>Ground Application:</b> Apply as a dilute (minimum of 200 gallons of finished spray per acre) or concentrate (minimum of 50 gallons of finished spray per acre) spray in sufficient water to provide thorough coverage.</p> <p><b>Air Application:</b> Apply in a minimum of 10 gallons of finished spray per acre.</p>
European Red Mite Spider Mites	0.08-0.20	5.1-12.8	
Fire Ants Walnut Husk Fly	0.1-0.20	6.4-12.8	
<p><b>RESTRICTIONS:</b></p> <ul style="list-style-type: none"> <li>• Minimum spray intervals: Apply Willowood Bifenthrin 2EC as needed to maintain control, but not apply at intervals sooner than 15 days.</li> <li>• Observe a 21-day Pre-Harvest Interval (PHI) for Pecans and a 7-day Pre-Harvest Interval (PHI) for all other registered tree nut crops.</li> <li>• Do not exceed 0.2 lb. active ingredient per acre per application; do not exceed 0.50 lb. active ingredient per acre per season.</li> <li>• Do not graze livestock in treated orchards or cut treated cover crops for feed.</li> <li>• Do not apply within 21 days of harvest (PHI) for Pecans.</li> <li>• Do not apply within 7 days of harvest (PHI) for all other nut crops.</li> </ul>			

**TUBEROUS AND CORM VEGETABLES**

CROP	PEST	DOSAGE		APPLICATION INSTRUCTIONS
		LB AI/A	FL OZ/A	
Arracacha	Corn Wireworm	0.30	19.2	<b>In-Furrow planting time treatment:</b> Willowood Bifenthrin 2EC may be applied as an in-furrow planting time treatment for the control of wireworms, rootworms, and white grubs. Apply Willowood Bifenthrin 2EC at the rate of 0.3 lb. active ingredient per acre as an in-furrow spray or T-band spray at planting time.
Arrowroot	Tobacco Wireworm	(at-plant)	(at-plant)	
Potato	Japanese Beetle	0.05-0.15 (layby)	3.2-9.6 (layby)	<b>Lay-By treatment:</b> Willowood Bifenthrin 2EC may be applied as a layby treatment for the control of wireworms, rootworms and white grubs. Apply Willowood Bifenthrin 2EC to the drill area and cover with soil utilizing cultivation equipment set to throw soil to the drill area.  Apply Willowood Bifenthrin 2EC as a banded spray over the row at a rate of 0.05 -0.15 lb. active ingredient per acre (3.2 - 9.6 ounces formulated) in 10 gallons per acre of spray.  <b>Foliar spray:</b> Willowood Bifenthrin 2EC may be applied as a foliar spray for the control of the adult life stages of flea beetles, click beetles (wireworms), cucumber beetles (rootworms), whitefringed beetles and May/June beetles (white grubs). Apply Willowood Bifenthrin 2EC at the rate of 0.033 to 0.10 lb. active ingredient per acre (2.1 to 6.4 ounces formulated) in 10 gallons of spray by ground and 3 gallons of spray by air.
Chinese Artichoke	Grubs			
Jerusalem Artichoke	June Beetle			
Edible Canna	Southern Potato			
Cassava (bitter & sweet)	Wireworm			
Chayote (root)	Banded Cucumber Beetle	0.033-0.10 (foliar)	2.1-6.4 (foliar)	
Chufa	Black Flea Beetle			
Dasheen (taro)	Cucumber Beetle			
Ginger	Rootworms			
Leren	Sweetpotato Flea Beetle			
Potato	Sweetpotato Weevil			
Sweet Potato	Whitefringed Beetle			
Tanier	White Grub			
Turmeric	Sugarcane Beetle			
Yam bean				
True yam				

(Cont.)

**TUBEROUS AND CORM VEGETABLES (Cont.)**

CROP	PEST	DOSAGE		APPLICATION INSTRUCTIONS
		LB AI/A	FL OZ/A	
<b>RESTRICTIONS:</b> <ul style="list-style-type: none"><li>• For foliar applications, do not make more than 2 foliar applications per season and do not make application less than 21 days apart.</li><li>• Do not apply more than 0.5 lb. active ingredient (32 fl. ounces formulated product) per acre per season, including soil applications.</li><li>• Do not apply within 21 days of harvest (PHI).</li></ul>				

## ORNAMENTALS\*

\* NOT FOR USE IN CALIFORNIA TO CONTROL LISTED INSECT PESTS ON ORNAMENTALS AND TREES (INCLUDING FIELD AND CONTAINER GROWN NURSERY STOCK, CHRISTMAS TREES, INTERIORSCAPES AND PLANTSCAPES, LAWNS, TREES AND SHRUBS, AND ON GOLF COURSES AND SOD FARMS).

For use on plants intended for aesthetic purposes or climatic modifications and being grown in interior plantscapes and on outdoor ornamentals, Christmas trees, nurseries, lawns, sod farms and golf courses.

## USE INSTRUCTIONS

Willowood Bifenthrin 2EC mixes with water and other aqueous carriers to control a broad assortment of insects and mites on trees, shrubs, foliage plants, non-bearing fruit and nut trees, and flowers in interiorscapes, including hotels, shopping malls, office buildings, etc. and outdoor plantscapes such as, but not limited to, nurseries, residential dwellings, parks, institutional buildings, recreational areas, athletic fields, golf courses, sod farms, and home lawns. Non-bearing crops are perennial crops that will not produce a harvestable raw agricultural commodity during the season of application.

Willowood Bifenthrin 2EC may be tank-mixed with other products, including insect growth regulators. When tank mixing Willowood Bifenthrin 2EC with other products observe all precautions and limitations on each separate product label. The addition of spreader stickers is not necessary. The physical compatibility of Willowood Bifenthrin 2EC may vary with different sources of pesticide products, and local cultural practices. Any tank mixture which has not been previously tested should be prepared on a small scale (pint or quart jar), using the proper proportions of chemicals and water to ensure the physical compatibility of the mixture.

The following procedure is recommended for preparation of a new tank mix, unless specified otherwise in label directions:

1. Add wettable powders to tank water
2. Agitate
3. Add fluids and flowables
4. Agitate
5. Add emulsifiable concentrates
6. Agitate

If a mixture is found to be incompatible following the order of addition, try reversing the order of addition, or increase the volume of water. **Note:** If the tank mixture is found to be compatible after increasing the amount of water then the sprayer will need to be recalibrated for a higher volume application. Do not allow tank mix to stand overnight. When using tank mixes, observe all restrictions and precautions which appear on the labels of these products. Provide constant agitation to keep the mixture in solution.

## APPLICATION INSTRUCTIONS

### TRUNK SPRAYS TO ORNAMENTAL TREES (including Christmas trees)

#### For Control of Bark Beetles and Boring Beetles

Refer to the table below. Application rates and timing differ according to the target pest and other factors specific to each local situation. Consult your local State Extension specialist or other qualified expert for recommendations. **Note:** Do not apply more than 12.8 fl. oz. (0.2 lb. AI) per acre of this product to trees. Repeat application may be necessary if reinfestation is likely.

PEST	DOSAGE	SPRAY VOLUME	REMARKS AND RESTRICTIONS
<b>Dendroctonus bark beetles</b> such as mountain pine beetle, southern pine beetle, western pine beetle, and black turpentine beetle.	16 -32 fl. oz. per 100 gallons (0.25 – 0.5 lb. AI per 100 gallons)	Use 1-4 gallons of finished spray per tree.	Make applications to the trunk of the tree with a hydraulic sprayer in the early spring or prior to adult beetle flight and tree infestation.
Engraver beetle ( <i>Ips</i> spp.)	16 – 32 fl. oz. per 100 gallons (0.25 – 0.5 lb. AI per 100 gallons)	Use 10-14 gallons of finished spray per tree.	Apply spray directly to the main trunk from the base of the tree to at least half-way into the live crown. Spray until the bark is thoroughly wet.
<b>Other bark beetles</b> such as ambrosia beetles, elm bark beetles, and metallic wood borers such as emerald ash borer.	16 – 32 fl. oz. per 100 gallons (0.25 – 0.5 lb. AI per 100 gallons)	Use 2-5 gallons of finished spray per tree.	Make applications of a spray mixture to the trunk, scaffolding and limbs of the tree with a hydraulic sprayer in the early spring or prior to adult beetle flight and tree infestations. Spray until the bark is thoroughly wet.
<b>Clearwing moth borers</b> such as ash borer, banded ash clearwing, dogwood borer, lesser peachtree borer, lilac borer, oak borer, peachtree borer, rhododendron borer <b>Coleopteran borers</b> such as bronze birch borer, flatheaded apple tree borer	6.4 – 12.8 fl. oz. per 100 gallons (0.1 – 0.2 lb. AI per 100 gallons)	Use 1-4 gallons of finished spray per tree.	Apply to the branches and trunks prior to adult emergence. Spray until the bark is thoroughly wet. For maximum residual control, use highest recommended rate.

### **Treatment of Infested Trees to Control Emerging Brood**

Make applications of a spray mixture containing 2.0 pints of Willowood Bifenthrin 2EC per 100 gallons of water to trees that still have beetles in the bark. Apply spray directly to the main trunk from the base of the tree to at least half-way into the live crown. Spray until the bark is thoroughly wet (usually 1 to 4 gallons of spray per tree). Do not apply more than 0.2 lb. AI (12.8 fl. oz.) of this product to trees per acre.

Trees on which all needles have turned brown generally have been vacated and should not be sprayed unless infestation is confirmed. To confirm an infestation, scrape off the outer bark to determine if trees are still infested. If live infestations remain in the trunks, fell the trees and cut into sections. Spray the trunk and large limbs and turn sections so that all of the surface area can be treated. Do not apply more than 0.2 lb. AI (12.8 fl. oz.) of this product to trees per acre.

### **FOLIAR SPRAYS TO ORNAMENTALS AND TREES**

#### **(Including Field and Container Grown Nursery Stock, Christmas Trees, Interiorscapes and Plantscapes, Lawns, Trees and Shrubs, and on Golf Courses and Sod Farms)**

For applications to ornamentals (including trees, shrubs, ground covers, bedding plants and foliage plants, conifers (field and container grown), Christmas Trees and pine seed orchards) apply 0.04 to 0.32 fl. oz. Willowood Bifenthrin 2EC per 1,000 sq. ft. or 1.8 to 14.4 fl. oz. per 100 gallons. Willowood Bifenthrin 2EC may be diluted and applied in various volumes of water providing that the maximum label rate (0.32 fl. oz. per 1,000 sq. ft. or 14.4 fl. oz. per 100 gallons) is not exceeded. Willowood Bifenthrin 2EC may be applied through low volume application equipment by dilution with water or other carriers and providing that the maximum label rate (0.32 fl. oz. per 1,000 sq. ft. or 14.4 fl. oz. per 100 gallons) is not exceeded.

#### **Calculating Dilution Rates Using the Ornamental Application Rates Table and the Willowood Bifenthrin 2EC Dilution Chart**

Use the following steps to determine the appropriate dilution of this product required to control the specific pests:

1. Find the least susceptible target pest (the pest that requires the highest application rate for control).
2. Select an application rate in terms of fluid ounces of this product.
3. Find your application volume and how much spray you want to prepare.
4. Use the **Ornamental Dilution Chart** to determine the appropriate volume of this product that must be mixed in your desired volume of water.

For example, to control black vine weevil adults on rhododendron, the **Ornamental Application Rates** table shows that 0.08 to 0.16 fl. oz. of this product should be applied per 1,000 sq. ft. You select an application rate of 0.16 fl. oz. per 1,000 sq. ft. because maximum residual control is desired. Your application volume is approximately 300 gallons per acre which is equivalent to 6.9 gallons per 1,000 sq. ft. Consulting the **Ornamental Dilution Chart** shows that you should dilute 0.24 fl. oz. of this product in 10 gallons of water.

<b>WILLOWOOD BIFENTHRIN 2EC ORNAMENTAL DILUTION CHART</b>							
<b>Application Rate</b>	<b>Fluid Ounces (mL) of Willowood Bifenthrin 2EC diluted to the Volumes of Finished Spray</b>						
	<b>1 Gallon</b>		<b>5 Gallons</b>		<b>10 Gallons</b>		<b>100 Gallons</b>
Fl. oz./1,000 sq. ft.	Fl. oz.	mL	Fl. oz.	mL	Fl. oz.	mL	Fl. oz.
0.04	0.018	0.5	0.09	2.6	0.18	5.3	1.8
0.08	0.036	1.1	0.18	5.3	0.36	10.6	3.6
0.16	0.072	2.1	0.36	10.6	0.72	21.3	7.2
0.32	0.144	4.3	0.72	21.3	1.44	42.6	14.4

$$\frac{(7.9)(\text{Fl. Oz. of Willowood Bifenthrin 2EC added to tank})}{(\text{gallons of finished spray mix})(128)} = \text{Percent Active Ingredient of Spray Mix}$$

**ORNAMENTAL AND TREE FOLIAR APPLICATION RATES**

The application rates listed in the following table will provide excellent control of the noted pests under typical conditions. However, at the discretion of the applicator, this product may be applied at up to 0.32 fl. oz. per 1,000 sq. ft (14.4 fl. oz. per 100 gallons) to control each of the pests listed in this table. The higher application rates should be used when maximum residual control is desired.

PEST	DOSAGE	REMARKS AND RESTRICTIONS
Bagworms <sup>1</sup> Cutworms Elm Leaf Beetles Fall Webworms Gypsy Moth Caterpillars Lace Bugs Leaf Feeding Caterpillars Tent Caterpillars Tussock moth	0.04 – 0.08 fl. oz. per 1,000 sq. ft.  (1.8 – 3.8 fl. oz. per 100 gallons)	<sup>1</sup> Bagworms: For best results, apply when larvae begin to hatch and spray larvae directly. Applications when larvae are young will be most effective.  <sup>2</sup> Beetles, Scale Crawlers, Twig Borers, and Weevils: May treat trunks, stems and twigs in addition to plant foliage.  <sup>3</sup> Spider Mites: Willowood Bifenthrin 2EC provides optimal twospotted spider mite control when applied during spring to mid-summer. Higher application rates and/or more frequent treatments may be required for acceptable twospotted spider mite control during mid- to late-summer. The addition of a surfactant or horticultural oil may increase the effectiveness of this product. Combinations of this product with other registered miticides have also proven effective. Alternately, Willowood Bifenthrin 2EC applications may be rotated with those of other products that have different modes of action in control programs that are designed to manage resistance by twospotted spider mites. Consult your local Cooperative Extension Service for resistance management recommendations in your region.



**ORNAMENTAL AND TREE FOLIAR APPLICATION RATES (Cont.)**

PEST	DOSAGE	REMARKS AND RESTRICTIONS
Adelgids Ants Aphids Bees Beet Armyworm Beetles <sup>2</sup> Black Vine Weevil (Adults) Scales, such as Brown Soft Scales California Red Scale (Crawlers) <sup>2</sup> Elongated Hemlock Scale Pine Needle Scales (crawlers) <sup>2</sup> San Jose Scales (Crawlers) <sup>2</sup> Broad Mites Budworms Cicadas Citrus Thrips Clover Mites Crickets Earwigs European Red Mite Flea Beetles Fungus Gnats (Adults) Glassywinged Sharpshooter Grasshoppers Japanese Beetle (Adult) Leafhoppers Leafrollers Mealybugs Mites Mosquitoes (Cont.)	0.08 – 0.16 fl. oz. per 1,000 sq. ft.  (3.6 – 7.2 fl. oz. per 100 gallons)	<sup>1</sup> Bagworms: For best results, apply when larvae begin to hatch and spray larvae directly. Applications when larvae are young will be most effective.  <sup>2</sup> Beetles, Scale Crawlers, Twig Borers, and Weevils: May treat trunks, stems and twigs in addition to plant foliage.  <sup>3</sup> Spider Mites: Willowood Bifenthrin 2EC provides optimal twospotted spider mite control when applied during spring to mid-summer. Higher application rates and/or more frequent treatments may be required for acceptable twospotted spider mite control during mid- to late-summer. The addition of a surfactant or horticultural oil may increase the effectiveness of this product. Combinations of this product with other registered miticides have also proven effective. Alternately, Willowood Bifenthrin 2EC applications may be rotated with those of other products that have different modes of action in control programs that are designed to manage resistance by twospotted spider mites. Consult your local Cooperative Extension Service for resistance management recommendations in your region.

**ORNAMENTAL AND TREE FOLIAR APPLICATION RATES (Cont.)**

PEST	DOSAGE	REMARKS AND RESTRICTIONS
Nantucket Pine Tip Moth Pillbugs Pine sawflies Plant Bugs (including <i>Lygus</i> spp.) Psyllids Scorpions Spider Mites <sup>3</sup> Spiders Spittlebugs Thrips Tip Moths Treehoppers Twig Borers <sup>2</sup> Wasps Weevils <sup>2</sup> such as White Pine Weevil Pales Weevil Diaprepes adults Orchid Weevil White flies Zimmerman pine moths	0.08 – 0.16 fl. oz. per 1,000 sq. ft.  (3.6 – 7.2 fl. oz. per 100 gallons)	<sup>1</sup> Bagworms: For best results, apply when larvae begin to hatch and spray larvae directly. Applications when larvae are young will be most effective.  <sup>2</sup> Beetles, Scale Crawlers, Twig Borers, and Weevils: May treat trunks, stems and twigs in addition to plant foliage.  <sup>3</sup> Spider Mites: Willowood Bifenthrin 2EC provides optimal twospotted spider mite control when applied during spring to mid-summer. Higher application rates and/or more frequent treatments may be required for acceptable twospotted spider mite control during mid- to late-summer. The addition of a surfactant or horticultural oil may increase the effectiveness of this product. Combinations of this product with other registered miticides have also proven effective. Alternately, Willowood Bifenthrin 2EC applications may be rotated with those of other products that have different modes of action in control programs that are designed to manage resistance by twospotted spider mites. Consult your local Cooperative Extension Service for resistance management recommendations in your region.
Imported Fire Ants** Leafminers Pecan Leaf Scorch Mite Pine Shoot Beetle (Adults) Spider Mites <sup>3</sup>	0.16 – 0.32 fl. oz. per 1,000 sq. ft.  (7.2 – 14.4 fl. oz. per 100 gallons)	** For foraging ants

**BROADCAST SPRAYS TO TURFGRASS (including lawns, golf courses, sod farms, parks, etc).**

Apply Willowood Bifenthrin 2EC as a broadcast treatment. Use higher volumes up to 10 gallons of carrier per 1000 square feet to get uniform coverage when treating dense grass foliage.

For low water volume usage, less than 2 gallons/1000 square feet, addition of a non-ionic or silicone based surfactant (0.25% v/v) is recommended. Irrigation to treated area within a few hours following application can improve efficacy to sub-surface pests such as, but not limited to, mole crickets.

**Restrictions:**

- **In New York State, this product may NOT be applied to any grass or turf area within 100 feet of a water body (lake, pond, river, stream, wetland, or drainage ditch).**
- **In New York State, do make a single repeat application of this product if there are signs of renewed insect activity, but not sooner than two weeks after the first application.**

**Spray Drift Precautions (For Turf & Ornamental Uses)**

Do not apply when wind conditions favor downwind drift to nearby water bodies.

Do not apply when wind velocity exceeds 10 miles per hour. Avoid application when wind gusts approach 10 mph.

Apply using nozzles that provide the largest droplet size compatible with adequate coverage.

**Turfgrass Application Rates**

The application rates listed in the following table will provide excellent control of the respective pests under typical conditions. However, at the discretion of the applicator, Willowood Bifenthrin 2EC may be applied at up to 0.32 fl. oz. per 1000 square feet to control each of the pests listed in this table. The higher application rates should be used when maximum residual control is desired or heavy pest populations occur.

PEST	DOSAGE
Armyworms <sup>1</sup> Cutworms <sup>1</sup> Sod Webworm <sup>1</sup>	0.05 to 0.08 fl. oz. per 1,000 sq. ft.
Annual Bluegrass Weevil ( <i>Hyperodes</i> ) (Adult) <sup>2</sup> Banks Grass Mite <sup>6</sup> Billbugs (Adult) <sup>3</sup> Black Turfgrass Ataenius (Adult) <sup>4</sup> Crickets Earwigs Fleas (Adult) Grasshoppers Mealybugs Mites <sup>5</sup>	0.08 to 0.16 fl. oz. per 1,000 sq. ft.
Ants Chinch Bugs <sup>5</sup> Fleas (Larvae) <sup>7</sup> Imported Fire Ants <sup>8</sup> Japanese Beetle (Adult) Mole Cricket (Adult) <sup>9</sup> Mole Cricket (Nymph) <sup>10</sup> Ticks <sup>11</sup>	0.16 to 0.32 fl. oz. per 1,000 sq. ft.

1. **Armyworms, Cutworms and Sod Webworms:** To ensure optimum control, delay watering (irrigation) or mowing for 24 hours after application. If the grass area is being maintained at a mowing height of greater than 1 inch, then higher application rates (up to 0.32 fluid oz. per 1000 square feet) may be required during periods of high pest pressure.

2. **Annual Bluegrass Weevil (*Hyperodes*) adults:** Applications should be timed to control adult weevils as they leave their overwintering sites and move into grass areas. This movement generally begins when Forsythia is in full bloom and concludes when flowering dogwood (*Cornus florida*) is in full bloom. Consult your State Cooperative Extension Service for more specific information regarding application timing.

3. **Billbug adults:** Applications should be made when adult billbugs are first observed during April and May. Degree day models have been developed to optimize application timing. Consult your State Cooperative Extension Service for information specific to your region. In temperate regions, spring applications targeting billbug adults will also provide control of over-wintered chinch bugs.

(Cont.)

4. **Black Turfgrass Ataenius adults:** Applications should be made during May and July to control the first and second generation of black turfgrass ataenius adults, respectively. The May application should be timed to coincide with the full bloom stage of Vanhoutte spiraea (*Spiraea vanhouttei*) and horse chestnut (*Aesculus hippocastanum*). The July application should be timed to coincide with this blooming of Rose of Sharon (*Hibiscus syriacus*).

5. **Chinch Bugs:** Chinch Bugs infest the base of grass plants and are often found in the thatch layer. Irrigation of the grass area before treatment will optimize the penetration of the insecticide to the area where the chinch bugs are located. Use higher volume applications if the thatch layer is excessive or if a relatively long mowing height is being maintained. Chinch bugs can be one of the most difficult pests to control in grasses and the higher application rates (up to 0.32 fluid oz. per 1000 square feet) may be required to control populations that contain both nymphs and adults during the middle of the summer.

6. **Mites:** To ensure optimal control of eriophyid mites, apply in combination with the labeled application rate of a surfactant. A second application, five to seven days after the first, may be necessary to achieve acceptable control.

7. **Flea larvae:** Flea larvae develop in the soil of shaded areas that are accessible to pets or other animals. Use a higher volume application when treating these areas to ensure penetration of the insecticide into the soil. Note: if the lawn area is being treated with this product at 0.08 fluid oz. per 1000 square feet for adult flea control, then the larval application rate may be achieved by increasing the application volume two- to four-fold.

8. **Imported Fire Ants:** Control will be optimized by combining broadcast applications that will control foraging workers and newly mated fly-in queens with mound drenches that will control existing colonies. If the soil is not moist, then it is important to irrigate before application or use a high volume application. Broadcast treatments should apply 0.32 fluid oz. per 1,000 square feet. Mounds should be treated by diluting 0.05 fluid oz. of Willowood Bifenthrin 2EC per gallon of water and applying 1 to 2 gallons of finished spray per mound. The mounds should be treated with sufficient force to break their apex and allow the insecticide solution to flow into the ant tunnels. A four foot diameter circle around the mound should also be treated. For best results, apply in cool weather (65 - 80°F) or in early morning or late evening hours. Note: a spray rig that is calibrated to apply 0.32 fluid oz. per 1,000 square feet of this product in 5 gallons per 1,000 square feet contains the approximate dilution (0.05 fluid oz. per gallon) that is required for fire ant mound drenches in the spray tank.

(Cont.)

9. **Mole Cricket adults:** Achieving acceptable control of adult mole crickets is difficult because preferred grass areas are subject to continuous invasion during the early spring by this extremely active stage. Applications should be made as late in the day as possible and should be watered in with up to 0.5 inches of water immediately after treatment. If the soil is not moist, then it is important to irrigate before application to bring the mole crickets closer to the soil surface where contact with the insecticide will be maximized. Grass areas that receive pressure from adult mole crickets should be treated at peak egg hatch to ensure optimum control of subsequent nymph populations (see below).

10. **Mole Cricket nymphs:** Grass areas that received intense adult mole cricket pressure in the spring should be treated immediately prior to peak egg hatch. Optimal control is achieved at this time because young nymphs are more susceptible to insecticides and they are located near the soil surface where the insecticide is most concentrated. Control of larger, more damaging, nymphs later in the year may require both higher application rates and more frequent applications to maintain acceptable control. Applications should be made as late in the day as possible and should be watered in with up to 0.5 inches of water immediately after treatment. If the soil is not moist, then it is important to irrigate before application to bring the mole crickets closer to the soil surface where contact with the insecticide will be maximized.

11. **Ticks (Including ticks that may transmit Lyme Disease and Rocky Mountain Spotted fever):** Do not make spot applications. Treat the entire area where exposure to ticks may occur. Use higher spray volumes when treating areas with dense ground cover or heavy leaf litter. Ticks may be reintroduced from surrounding areas on host animals. Retreatment may be necessary to achieve and/or maintain control during periods of high pest pressure. Repeat application is necessary only if there are signs of renewed activity. Repeat application must be limited to no more than once per seven days.

**Deer ticks (*Ixodes spp.*)** have a complicated life cycle that ranges over a two year period and involves four life stages. Applications should be made in the late fall and/or early spring to control adult ticks that are usually located on brush or grass above the soil surface and in mid to late spring to control larvae and nymphs that reside in the soil and leaf litter.

**American dog ticks** may be a considerable nuisance in suburban settings, particularly where homes are built on land that was previously field or forest. These ticks commonly congregate along paths or roadways where humans are likely to be encountered. Applications should be made as necessary from mid-spring to early fall to control American dog tick larvae, nymphs and adults.

WILLOWOOD BIFENTHRIN 2EC LAWN DILUTION CHART								
Application Volume: Gallons/ 1000 sq. ft.	Application Rate: Fl. Oz./ 1000 sq. ft.	Fluid Ounces (mL) of Willowood Bifenthrin 2EC diluted to the Volumes of Finished Spray						
		1 Gallon		5 Gallons		10 Gallons		100 Gallons
		Fl. oz.	mL	Fl. oz.	mL	Fl. oz.	mL	Fl. oz.
1	0.05	0.05	1.48	0.25	7.39	0.50	14.8	5.00
1	0.08	0.08	2.37	0.40	11.83	0.80	23.7	8.00
1	0.16	0.16	4.73	0.80	23.66	1.60	47.3	16.00
1	0.32	0.32	9.46	1.60	47.32	3.20	94.6	32.00
2	0.05	0.025	0.74	0.13	3.70	0.25	7.4	2.50
2	0.08	0.040	1.18	0.20	5.91	0.40	11.8	4.00
2	0.16	0.080	2.37	0.40	11.83	0.80	23.7	8.00
2	0.32	0.160	4.73	0.80	23.66	1.60	47.3	16.00
3	0.05	0.017	0.49	0.08	2.46	0.17	4.9	1.67
3	0.08	0.027	0.79	0.13	3.94	0.27	7.9	2.67
3	0.16	0.053	1.58	0.27	7.89	0.53	15.8	5.33
3	0.32	0.107	3.15	0.53	15.77	1.07	31.5	10.67
4	0.05	0.013	0.37	0.06	1.85	0.13	3.7	1.25
4	0.08	0.020	0.59	0.10	2.96	0.20	5.9	2.00
4	0.16	0.040	1.18	0.20	5.91	0.40	11.8	4.00
4	0.32	0.080	2.37	0.40	11.83	0.80	23.7	8.00
5	0.05	0.010	0.30	0.05	1.48	0.10	3.0	1.00
5	0.08	0.016	0.47	0.08	2.37	0.16	4.7	1.60
5	0.16	0.032	0.95	0.16	4.73	0.32	9.5	3.20
5	0.32	0.064	1.89	0.32	9.46	0.64	18.9	6.40
10	0.05	0.005	0.15	0.03	0.74	0.05	1.5	0.50
10	0.08	0.008	0.24	0.04	1.18	0.08	2.4	0.80
10	0.16	0.016	0.47	0.08	2.37	0.16	4.7	1.60
10	0.32	0.032	0.95	0.16	4.73	0.32	9.5	3.20

### Attention

- Do not apply to pets, crops, or sources of electricity.
- Firewood is not to be treated.
- Do not allow spray to contact food, foodstuffs, food contacting surfaces, food utensils or water supplies.
- Do not apply this pesticide in livestock buildings (barns).
- Keep children and *pets off* treated areas following application until the spray has dried.
- Do not apply by air.
- Do not use in greenhouses.
- Do not apply this product through any type of irrigation system. Do not apply when a temperature inversion exists.
- Do not apply for surface feeding pests if rain is expected within 12 hours (or whatever time is necessary for the spray to dry).
- For turf treatment, apply with nozzles not more than 2 feet above the grass.
- Do not apply within 25 feet of lakes, reservoirs, rivers, permanent streams, marshes or natural ponds, estuaries and commercial fish farm ponds.
- Do not apply when grass areas are water logged or the soil is saturated with water (i.e., will not accept irrigation).
- Vinyl and Aluminum Siding: Do not spray directly onto vinyl or aluminum siding. If Willowood Bifenthrin 2EC inadvertently contacts vinyl and aluminum siding (particularly lightly colored, aged, weathered or otherwise damaged), it may result in staining, bleaching or discoloration. Wash off thoroughly with detergent and water. Factors such as extreme heat and direct sunlight can promote damage when using emulsifiable concentrates. Avoid application to vinyl or aluminum siding while exposed to direct sunlight or during the heat of the day.



#### **CONDITION OF SALE AND LIMITATION OF WARRANTY AND LIABILITY**

**NOTICE:** Read the entire Directions for Use and Conditions of Sale and Limitation of Warranty and Liability before buying or using this product. If the terms are not acceptable, return the product at once, unopened, and the purchase price will be refunded.

The Directions for Use of this product must be followed carefully. It is impossible to eliminate all risks inherently associated with the use of this product. Ineffectiveness or other unintended consequences may result because of such factors as manner of use or application, weather, presence of other materials or other influencing factors in the use of the product, which are beyond the control of Willowood, LLC or Seller. To the extent consistent with applicable law, all such risks shall be assumed by Buyer and User, and Buyer and User agree to hold Willowood, LLC and Seller harmless for any claims relating to such factors.

Willowood, LLC warrants that this product conforms to the chemical description on the label and is reasonably fit for the purposes stated in the Directions for Use, subject to the inherent risks referred to above, when used in accordance with directions under normal use conditions. This warranty does not extend to the use of this product contrary to label instructions or under conditions not reasonably foreseeable to or beyond the control of Seller or Willowood, LLC, and Buyer and User assume the risk of any such use. **TO THE EXTENT CONSISTENT WITH APPLICABLE LAW, WILLOWOOD, LLC MAKES NO WARRANTIES OF MERCHANTABILITY OR OF FITNESS FOR A PARTICULAR PURPOSE NOR ANY OTHER EXPRESS OR IMPLIED WARRANTY EXCEPT AS STATED ABOVE.**

To the extent consistent with applicable law, neither Willowood, LLC nor Seller shall be liable for any incidental, consequential or special damages resulting from the use or handling of this product. **TO THE EXTENT CONSISTENT WITH APPLICABLE LAW, THE EXCLUSIVE REMEDY OF THE USER OR BUYER, AND THE EXCLUSIVE LIABILITY OF WILLOWOOD, LLC AND SELLER FOR ANY AND ALL CLAIMS, LOSSES, INJURIES OR DAMAGES (INCLUDING CLAIMS BASED ON BREACH OF WARRANTY, CONTRACT, NEGLIGENCE, TORT, STRICT LIABILITY OR OTHERWISE) RESULTING FROM THE USE OR HANDLING OF THIS PRODUCT, SHALL BE THE RETURN OF THE PURCHASE PRICE OF THE PRODUCT OR, AT THE ELECTION OF WILLOWOOD, LLC OR SELLER, THE REPLACEMENT OF THE PRODUCT.**

Willowood, LLC and Seller offer this product, and Buyer and User accept it, subject to the foregoing Conditions of Sale and Limitation of Warranty and Liability, which may not be modified except by written agreement signed by a duly authorized representative of Willowood, LLC.

Ammo, Capture, Mustang – trademarks of FMC Corporation

Ambush, Karate – trademarks of a Syngenta Group Company.

Asana – trademark of E.I. duPont de Nemours & Company

Baythroid – trademark of Bayer

Danitol – trademark of Sumitomo Chemical Company, Ltd.

Scout Xtra – trademark of Hoechst Schering Agrevo S.A.

EPA 20140306







**RESTRICTED USE PESTICIDE**

Toxic to fish and aquatic organisms

For retail sale to and use only by certified applicators or persons under their direct supervision and only for the uses covered by the certified applicator's certification.

# Willowood BIFENTHRIN 2EC

Insecticide/Miticide

GROUP	3A	INSECTICIDE
-------	----	-------------

DO NOT APPLY THIS PRODUCT ON GOLF COURSES AND SOD FARMS IN NASSAU OR SUFFOLK COUNTY, NEW YORK

**ACTIVE INGREDIENT:** % BY WT.

Bifenthrin: (2 methyl[1,1-biphenyl]-3-yl)methyl 3-(2-chloro-3,3,3-trifluoro-1-propenyl)-2,2-dimethyl-cyclopropanecarboxylate*	25.0%
<b>OTHER INGREDIENTS**:</b>	75.0%
<b>TOTAL:</b>	100.0%

\*Cis isomers 97% minimum, trans isomers 3% maximum.

\*\*Contains xylene range aromatic solvents.

This product contains 2 pounds active ingredient per gallon.

EPA Reg. No. 87290-54 EPA Est. No. 70989-MO-001

## KEEP OUT OF REACH OF CHILDREN WARNING-AVISO

Si usted no entiende la etiqueta, busque a alguien para que se la explique a usted en detalle.

(If you do not understand the label, find someone to explain it to you in detail).

### STORAGE AND DISPOSAL

Do not contaminate water, food or feed by storage or disposal.

**PESTICIDE STORAGE AND SPILL PROCEDURES:** Keep out of reach of children and animals. Store in original containers only, in a cool, dry place and avoid excess heat. Do not freeze. Do not store below 40°F. Carefully open containers. If crystals are observed, warm material to above 60°F by placing container in warm location. Shake or roll container periodically to redissolve solids. After partial use, replace lids and close tightly. Do not put concentrate or dilute material into food or drink containers. Do not contaminate other pesticides, fertilizers, water, food or feed by storage or disposal. In case of spill, avoid contact, isolate area, and keep out animals and unprotected persons. Confine spills.

**To confine spill:** If liquid, dike surrounding area or absorb with sand, cat litter, or commercial clay. If dry material, cover to prevent dispersal. Place damaged package in a holding container. Identify contents.

**PESTICIDE DISPOSAL:** Pesticide wastes are toxic. Improper disposal of excess pesticide, spray mixture, or rinsate is a violation of Federal Law. If these wastes cannot be disposed of by use according to label instructions, contact your State Pesticide or Environmental Control Agency, or the Hazardous Waste representative of the nearest EPA Regional Office for guidance.

**CONTAINER HANDLING:** Nonrefillable container. Do not reuse or refill container. Triple rinse container (or equivalent) promptly after emptying.

Triple rinse as follows: Empty the remaining contents into application equipment or a mix tank and drain for 10 seconds after the flow begins to drip. Fill the container 1/4 full with water and recap. Shake for 10 seconds. Pour rinsate into application equipment or a mix tank or store rinsate for later use or disposal. Drain for 10 seconds after the flow begins to drip. Repeat this procedure two more times. Then offer for recycling if available or puncture and dispose of in a sanitary landfill, or by incineration.

See label booklet for First Aid, Precautionary Statements and Directions for Use.

EPA Reg. No. 87290-54 EPA Est. No. 072344-MO-004(T); 88746-GA-1(Z)  
First letter(s) in lot number correspond to letter(s) following the EPA Est. No.

**Manufactured For:**

Willowood, LLC  
1887 Whitney Mesa Drive #9740, Henderson, NV 89014-2069  
20191021

**NET CONTENTS: 1 Gallon**

PEEL BACK BOOK HERE ▲

450418-1019

PF 102582-1

# PROOF

## THIS PROOF IS TO BE CHECKED FOR ACCURACY

Please review and approve **Text, Spelling, Copy Placement, Size, Shape, Colors** and **Dieline**.

**Authorized signature** accepts responsibility for accuracy of all copy, color break and artwork. Cimarron Label is not liable for any discrepancies subsequently identified.





**PLEASE NOTE:** Due to color variance between printers/monitors, the colors represented by this proof cannot be deemed accurate. Please refer to a color matching system such as the Pantone Matching System for a truer representation of spot colors.

**THIS PROOF IS NOT ACCURATE FOR COLOR-MATCH.**

*Dieline does not print.*

 **Cimarron Label**  
Experts in Extended Text Labeling

4201 North Westport Ave. • Sioux Falls, SD 57107  
Phone: (605) 978-0451 • Fax: (605) 978-0463

DATE	JOB NUMBER	CUSTOMER
10/24/19	159356	Willowood
LABEL SIZE	BOOKLET SIZE	
5.0" x 5.5"	4.75" x 4.5"	
LABEL COLORS	BOOKLET COVER COLORS	BOOKLET INSIDE COLORS
 BLK	 BLK  3105	 BLK
PATTERN VARNISH: <input checked="" type="checkbox"/> YES <input type="checkbox"/> NO		

Form: CS 006B - 11/8/2011

**ARTWORK IS APPROVED**

**REVISED PROOF NEEDED**

**WE CANNOT PROCESS  
THIS ORDER WITHOUT AN  
AUTHORIZED SIGNATURE**

Signed \_\_\_\_\_ Date \_\_\_\_\_